


Spare parts catalogue

Ersatzteilkatalog

KETO-455 SUPREME



Publ: 455_S_2007

Date: 21/6/07



Nr. _____ Date: _____

Contents

Inhalt

Contents	Inhalt	3
Preface	Einleitung	5
Frame	Rahmen	7
Frame 2L	Rahmen 2L	9
Color marking	Farbmarkierung	13
Reverse wheel	Rückrad	15
Thickness meter	Dickenmessgerät	17
Delimiting knives	Entastungsmesser	19
Delimiting knives	Entastungsmesser	21
Cylinder, delimiting knives	Zylinder, entastungsmesser	25
Tilt	Tilt	27
Head hanger	Tilt	29
Rotator	Rotor	31
Indexator AV12S	Indexator AV12S	33
Damper	Dämpfer	35
Tower and tracks	Turm und Raupen	37
Tower and linkages	Turm und Gestänge	39
Track housing	Raupen Gehäuse	41
Track	Raupen	43
Idler	Umleitungsrolle	45
Hydr. motor TMT 250	Hydr. Motor TMT 250	47
Hydr. Motor TMT 315	Hydr. motor TMT 315	51
Track measuring system	Längenausmass	55
Track cylinder	Raupenzylinder	57
Saw casing	Sägegehäuse	59
Saw casing	Sägegehäuse	61
Saw casing with rear knife	Sägegehäuse mit hintermesser	63
Saw casing with rear knife	Sägegehäuse mit hintermesser	65
Saw bar mount	Sägestabeinfassung	67
Saw motor and bar mount	Sägestabeinfassung und motor	69
Motor hose connectors	Verschraubungen / motor	71
Cylinder, saw	Zylinder, Säge	73
Cylinder, rear knife	Zylinder, hintermesser	75
Sensor, rotating	Geber, rotierend	77
Inductive sensor	Induktiv geber	79

Valve blocks	Ventilgruppe	81
Valve block, large	Ventilblock, groß	83
Ventilgruppe.....	Valve block, small	87
Auxiliary parts	Zusatzteile.....	91
Miscellaneous parts	Verschiedene Teile	93
Lubrication pump	Schmierung Pumpe	95
Oil tank.....	Öltank.....	97
Safety stickers	Sicherheit Aufkleber	99
Hose kit JIC	Schlauchsatz JIC	101

Preface

Einleitung

All parts listed pcs/harvester head

Aller aufgeführte Kopf der Stücke der Teile/Erntemaschine

The following signs and names are used in this publication:

Die folgenden Zeichen und die Namen werden in dieser Publikation verwendet:

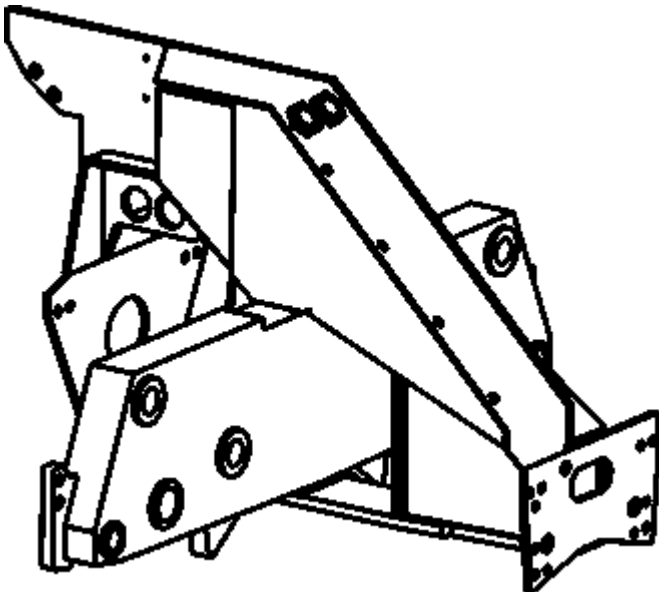
Compl.Vollst.	=	Complete Vollständig
NS	=	Not saw side Nicht die Seite der Säge
SS	=	Saw side die Seite der Säge
inst.	=	Assembly Versammlung
-	=	Straight hose coupling Kupplung, gerade
L	=	90° hose coupling Kupplung 90°
V	=	45° hose coupling Kupplung 45°
/K	=	Hydr.motor Keto Hydr. Motor Keto
/R	=	Hydr.motor Standard Hydr. Motor Standard
Seal, USIT Dichtung, USIT	=	Metallic seal with an inner ring of rubber Metallische Dichtung mit einem inneren Ring des Gum- mis
PP	=	Cylinder bottom side Seite des Zylinderbodens
VP	=	Cylinder stem side Seite des Zylinderstammes
x	=	Order as required Ordnung, wie angefordert

All rights reserved

Alle Rechte vorbehalten

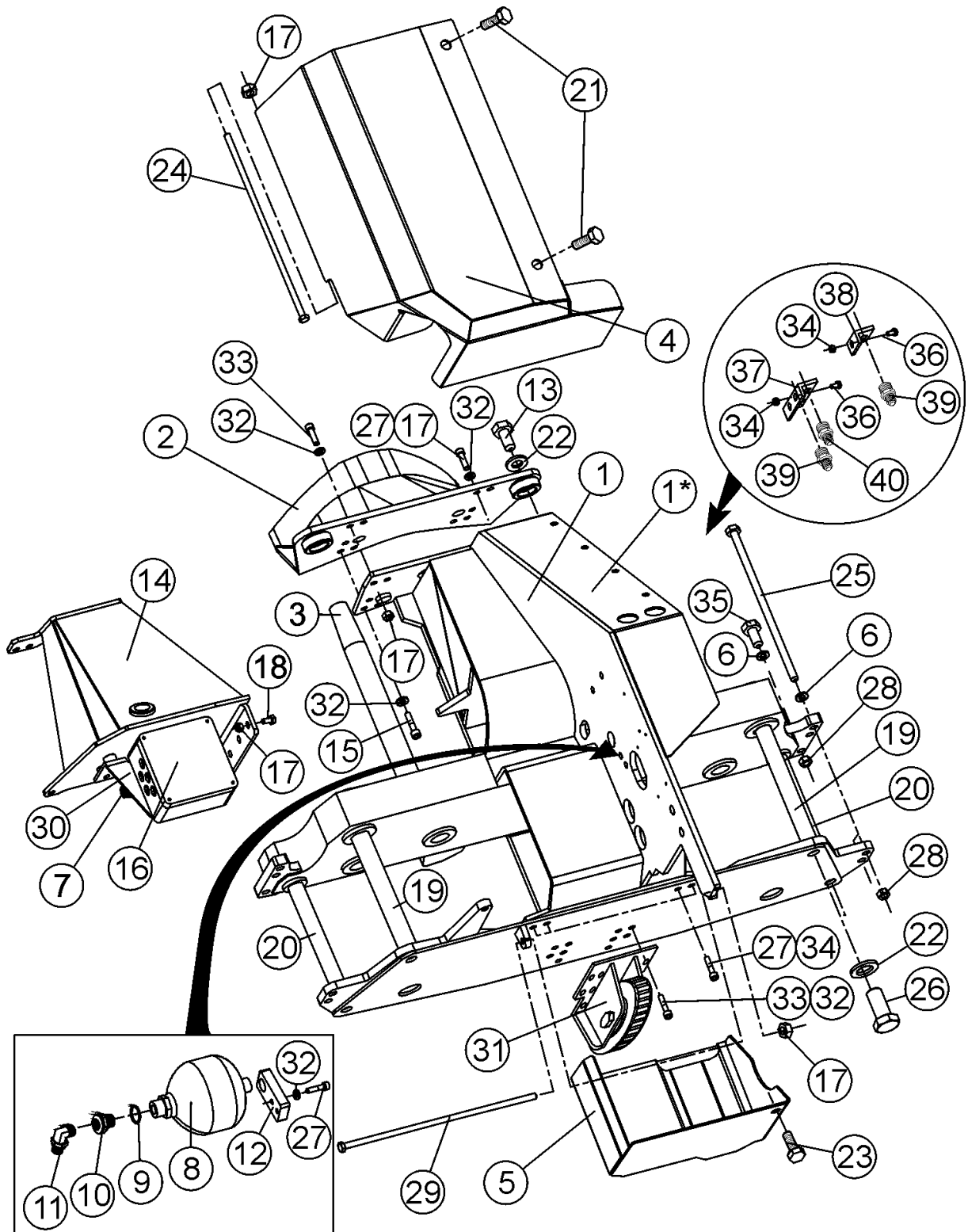
Frame

Rahmen



Frame 2L

Rahmen 2L



Frame 2L

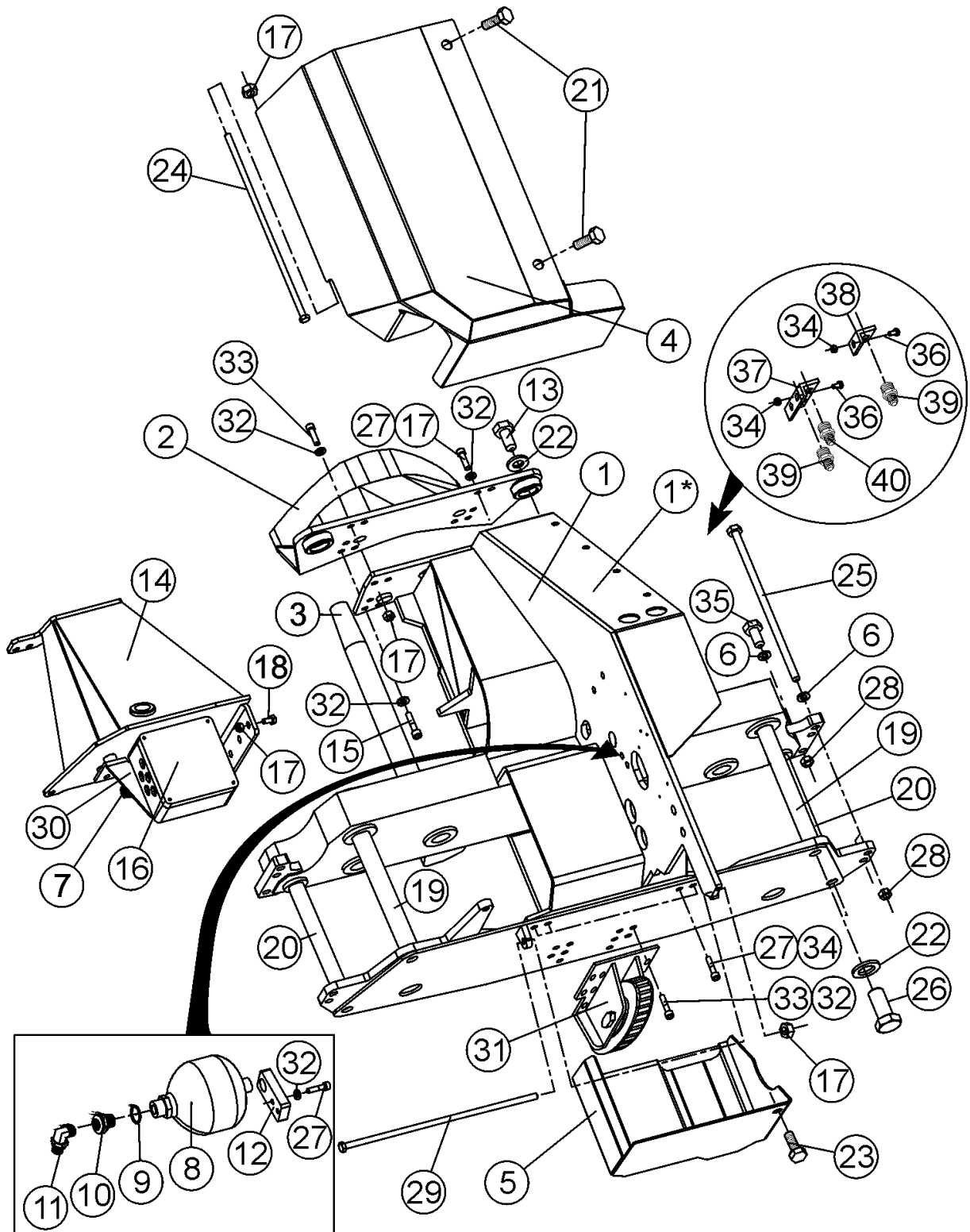
Rahmen 2L

Item Ref	Description Benennung		Order no Bestellungsnr.	pcs Men	Notes Anmerkung
1	Frame	Rahmen	30-10222	1	455 Supreme
	Back plate	Hinterplatte	30-10221	1	
1*	Auxiliary parts kit	Zusatzteilsatz	30-85210	1	Color marking Farbmarkierung See page 8
2	Delimbing knife, front vorder	Entastungsmesser,	3-5022-2	1	
3	Frame pin	Rahmenstift.	2-5001-3PI	2	∅ 38-556 Delimbing knives Entastungsmesser
4	Protective cover Schutzdeckel		30-75207	1	
5	Protective cover Schutzdeckel		25-95027	1	
6	Lock washer	Sicherungsscheibe	9-1316	X	M16 Nordlock
7	Pumps Pumpen		-	-	See page 95
8	Press. accumulator	Druckakkumulator	8-3008-4	1	1,4 l
9	Seal, USIT	Dichtung, USIT	9-1921-29	1	R1/2" ∅21/29
10	Reducing nipple	Reduziernippel	8-9515-15	1	1/2"-1/4"
11	Angle nipple	Winkelnippel	8-9715-12	1	3/8-3/4UNF
12	Connecting part	Verbindungsstück	30-10232	1	
13	Screw, hex	Sechskantschraube	9-0120-55	2	M20x1,5x55
14	Oil tank	Öltank	30-85203	1	
15	Allen screw	Inbusschraube	9-0212-4	X	M12x40
16	Electric Box Screw	Elektrische Gehäuse Schraube	80-95021 9-0006-2	1 4	M6x20 Electric Box Elektrische Gehäuse
17	Lock nut	Schlossmutter	9-1112	X	M12 nyloc
18	Screw, hex	Sechskantschraube	9-0012-35	X	M12x35
19	Frame pin	Rahmenstift.	2-5001-3P2	2	Linkage, big Gestänge, groß see page 15
20	Frame pin	Rahmenstift.	2-5001-3P3	2	Linkage, small Gestänge, klein see page 15
21	Flanged hex. screw	Schraube mit Flansch	9-0012-2L	X	M12x20
22	Lock washer	Sicherungsscheibe	9-1320	4	M20 Nordlock
23	Flanged hex. screw	Schraube mit Flansch	9-0016-25E	X	M16x25

X = Order as required Ordnung, wie angefordert
 NS = Not saw side Not saw side
 SS = Saw side Saw side

Frame 2L

Rahmen 2L



Frame 2L

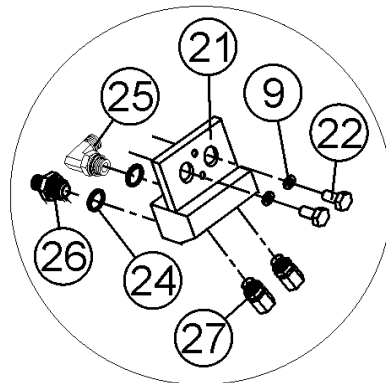
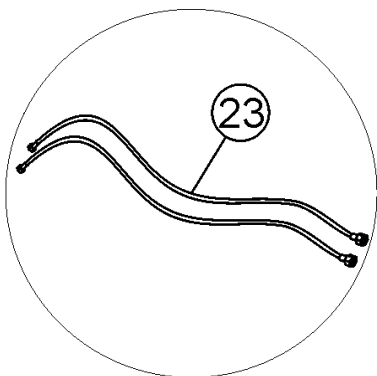
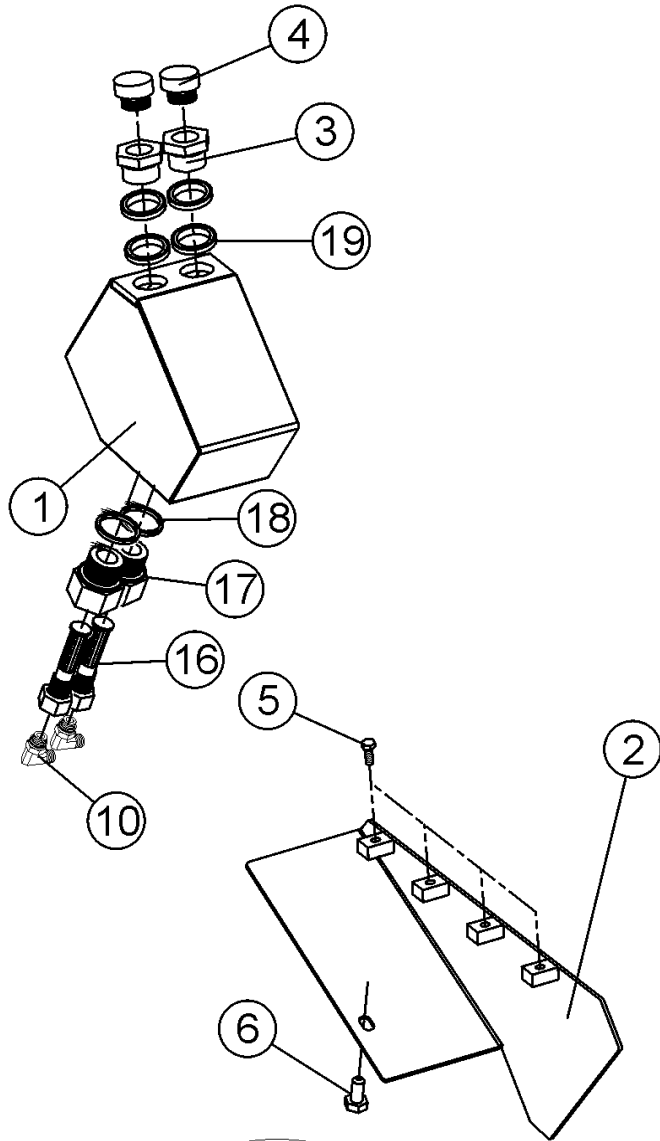
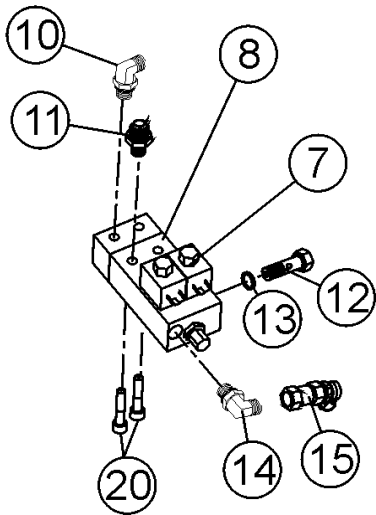
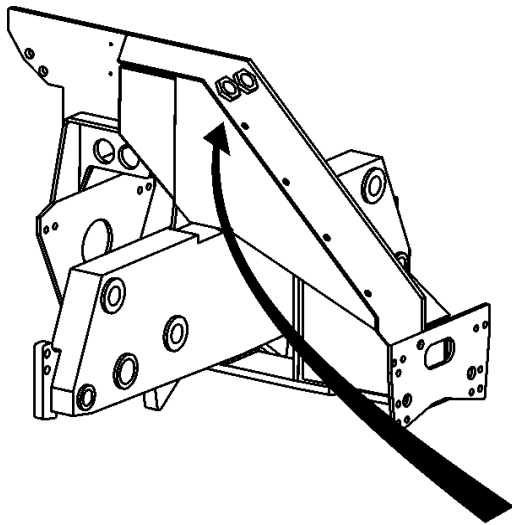
Rahmen 2L

Item Ref	Description Benennung		Order no Bestellungsnr.	pcs Men	Notes Anmerkung
24	Screw, hex	Sechskantschraube	25-90202	1	M12x680
25	Screw, hex	Sechskantschraube	9-0019-36	4	M16x360 <i>cut to L=330</i>
26	Screw, hex	Sechskantschraube	9-0120-5	4	M20x1,5x50
27	Allen screw	Inbusschraube	9-0212-35	X	M12x35
28	Lock nut	Schlossmutter	9-1116-K	X	M16 Nyloc high
29	Screw, hex	Sechskantschraube	9-0014-9	1	M12X360
30	Fitting bracket	Einbaugestell	20-85204	1	Electric Box Elektrische Gehäuse
	Allen screw	Inbusschraube	9-0210-2	2	M10x20
	Lock washer	Sicherungsscheibe	9-1310	2	M10 Nordlock
31	Reverse wheel	Rückrad	4-5109-2	1	See page 12
32	Lock washer	Sicherungsscheibe	9-1312	X	M12 Nordlock
33	Allen screw	Inbusschraube	9-0212-45	X	M12x45
34	Lock nut	Schlossmutter	9-1112-K	X	M12 Nyloc / high
35	Screw, hex	Sechskantschraube	9-0017-0	2	M16x100
36	Screw, hex	Sechskantschraube	9-0012-35	3	M12x35
37	Bracket	Gestell	30-10205	1	
38	Bracket	Gestell	-	1	
39	Double nipple	Doppelnippel	8-9710-12	2	3/8-3/4
40	Double nipple	Doppelnippel	8-9500-13	1	3/8-7/8

X	=	Order as required	Ordnung, wie angefordert
NS	=	Not saw side	Not saw side
SS	=	Saw side	Saw side

Color marking

Farbmarkierung



Color marking

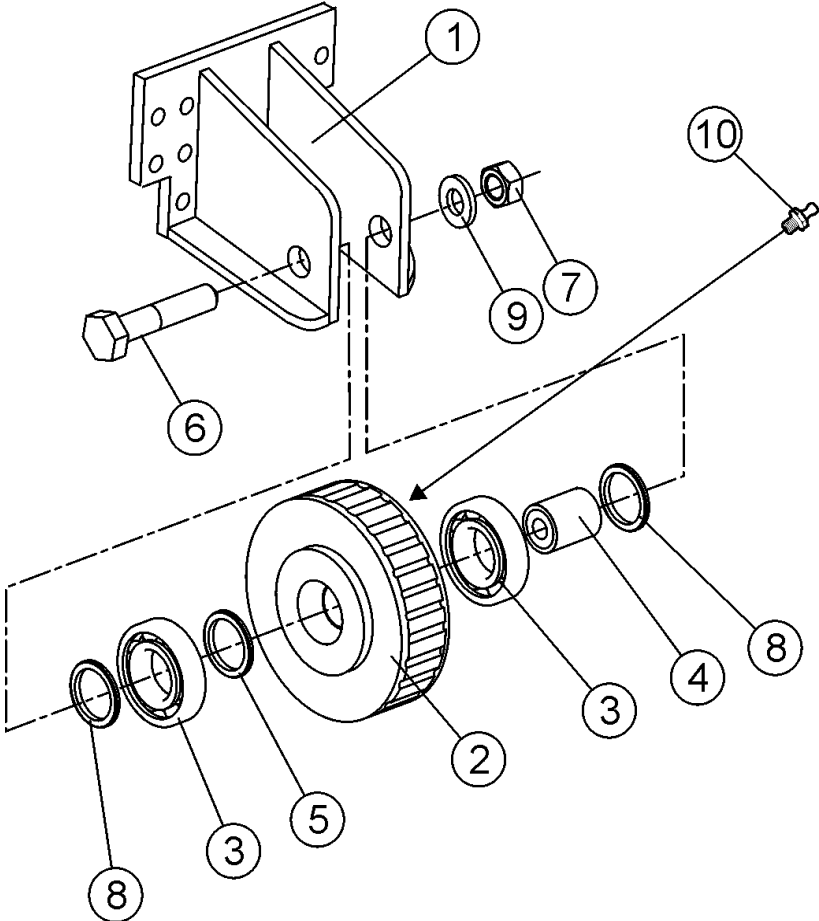
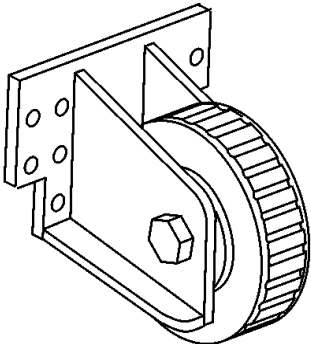
Farbmarkierung

Item Ref	Description Benennung	Order no Bestellungsnr.	pcs Men	Notes Anmerkung
	Color marking Auxiliary parts kit Zusatzteilsatz	Farbmarkierung	30-82510	1 Compl. Vollst.
1	Container	Behälter	30-85207	1
2	Bracket	Gestell	30-85209	1
3	Connection sleeve	Verbindungshülse	20-85227	
4	Oil cap	Öleinfüllung	9-5008	2 1" complete
	Seal, USIT	Dichtung, USIT	9-1934-42	X R1" ø34/42
	Screen	Sieb	8-9306-10	X
5	Flanged hex. screw	Schraube mit Flansch	9-0010-2L	X M10x20
6	Flanged hex. screw	Schraube mit Flansch	9-0012-2L	X M10x20
7	Solenoid valve	Magnetventil	8-9308-6	2
	Coil	Spule	8-9308-62	2
	Spindle	Spindel	8-9308-61	2
	Nut	Mutter	8-9308-9	2
	Seal kit	Dichtssatz	8-9308-63	X
8	Color pump	Farbpumpe	8-9309-1	1 type CSP-21
	Repair kit	Reparatursatz	8-9309-2	X
9	Lock washer	Sicherungsscheibe	9-1312	X M12 Nordlock
10	Angle nipple	Winkelnippel	8-9715-10	3 1/4-9/16
11	Double nipple	Doppelnippel	8-9710-10	1 R1/4"-9/16UNF
12	Banjo nipple	Banjonippel	8-9745-13	2 1/4"
13	Seal, USIT	Dichtung, USIT	9-1914-20	2 1/4"
14	Angle nipple	Winkelnippel	8-9715-10	1 1/4-9/16
	Angle nipple	Winkelnippel	8-9715-8	1 R1/4
15	Meas. coupler	Meßanschluß	8-3000-2	X R1/4"
16	Filter	Filter	8-9307-20	2
17	Connection sleeve	Verbindungshülse	20-85236	2
18	Seal, USIT	Dichtung, USIT	9-1924-32	2 R5/8" ø24/32
19	Seal, USIT	Dichtung, USIT	9-1943-52	4 R1 1/4"
20	Allen screw	Inbusschraube	9-0208-25	2 M8x25 countersunk
21	Block	Block	10-85000	1 Forst R1/8"
22	Screw, hex	Sechskantschraube	9-0012-25	2 M12x25
23	Hose	Schlauch	8-9360	2 L 600mm, 1/8"
24	Seal, USIT	Dichtung, USIT	9-1910-16	2 1/8"
25	Angle nipple	Winkelnippel	8-9512-7	1 90° 1/8"
26	Double nipple	Doppelnippel	8-9500-08	1 R1/8-R1/8"
27	Nozzle	Düse	8-9308-12	2
	Repair kit	Reparatursatz	8-9308-13	2
	Shield plate	Schutzplatte	20-85202	1 Nozzle Düse
	Screw, hex	Sechskantschraube	9-0012-25	2 M12x25
	Lock washer	Sicherungsscheibe	9-1312	X M12 Nordlock

X = Order as required Ordnung, wie angefordert
NS = Not saw side Not saw side
SS = Saw side Saw side

Reverse wheel

Rückrad



Reverse wheel

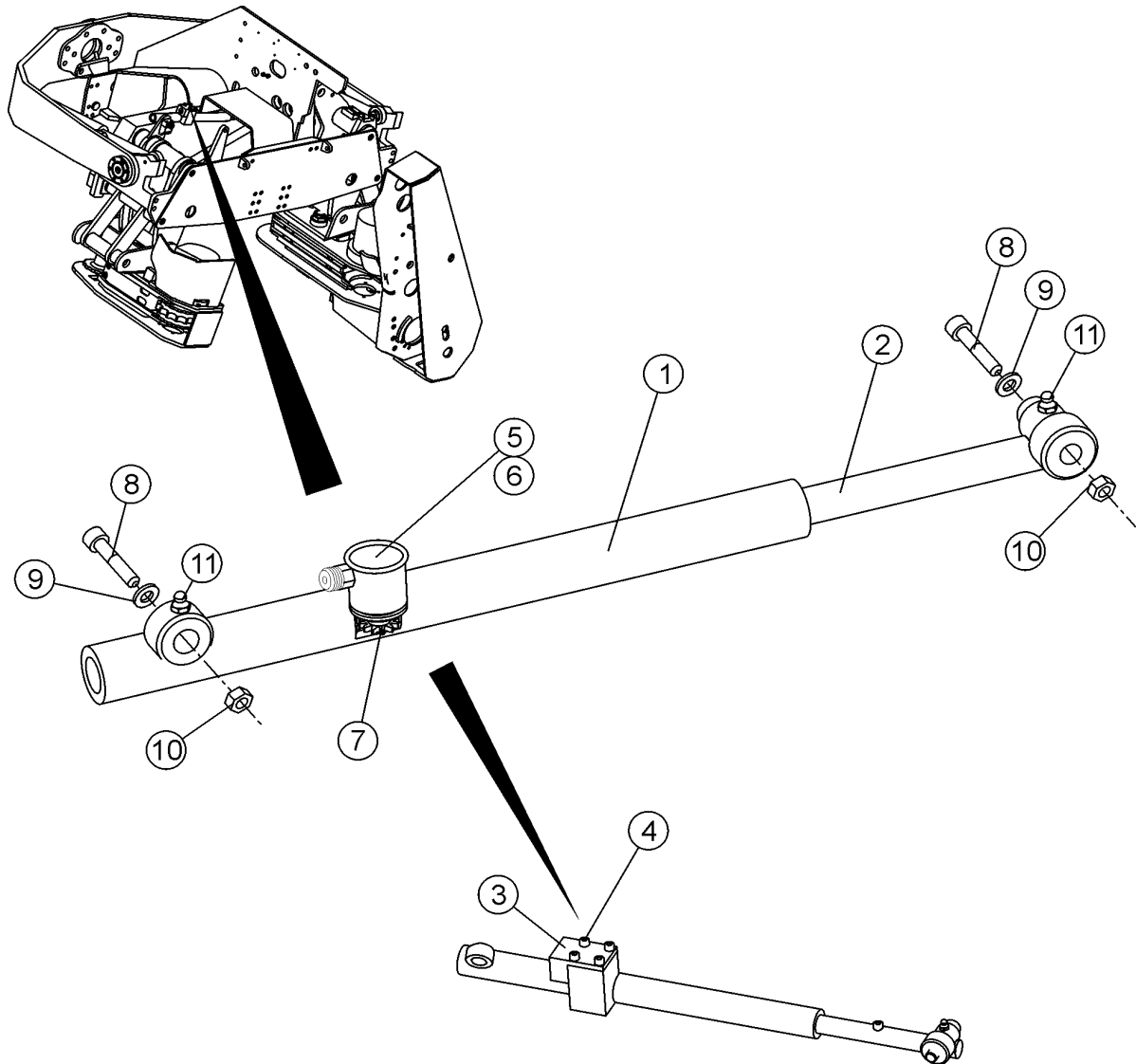
Rückrad

Item Ref	Description Benennung	Order no Bestellungsnr.	pcs Men	Notes Anmerkung
	Reverse wheel Rückrad	4-5109-2	1	
1	Frame Rahmen	4-5104-2	1	
2	Wheel Rad	4-3105-1	1	
3	Bearing Lager	8-3102-08	2	6208 RS
4	Shaft Achse	4-2105-3	1	
5	Spacer ring Zwischenring	4-3105-3	1	
6	Screw, hex Sechskantschraube	4-3109-34	1	
7	Nut Mutter	9-1116-K	1	M16 nyloc
8	Spacer ring Zwischenring	4-3105-31	2	79/40-5
9	Lock washer Sicherungsscheibe	9-1316	2	M16 Nordlock
10	Grease nipple Schmiernippel	9-2800	1	R1/8"

X = Order as required Ordnung, wie angefordert
NS = Not saw side Not saw side
SS = Saw side Saw side

Thickness meter

Dickenmessgerät



Thickness meter

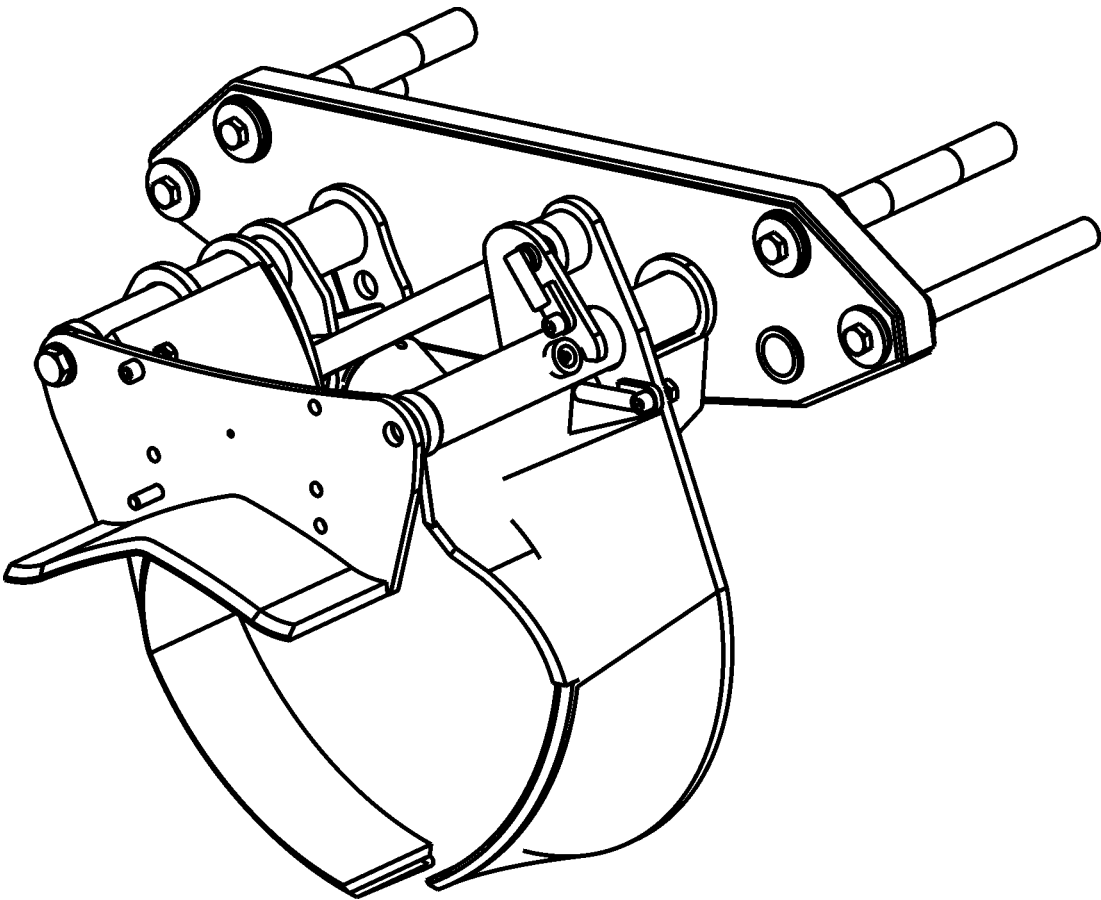
Dickenmessgerät

Item Ref	Description Benennung	Order no Bestellungsnr.	pcs Men	Notes Anmerkung
	Thickness meter Dickenmessgerät	30-30221	1	K455
1	Frame Rahmen	30-30220	1	
2	Gear rack Zahnstange	30-30218	1	
3	Cover Deckel	20-45210	1	
4	Allen screw Inbusschraube	9-0206-16	4	M6x16
5	Sensor Geber	3-2150-85	1	EMETA MA522
	Sensor Geber		1	Leine&Linde
	Contact plug and wire Kontaktstecker und -leitung	3-2152-17	X	Leine&Linde 5m
6	O-ring O-ring	9-2028	1	28x2,62
7	Gear Zahnrad	15-90205	1	
8	Allen screw Inbusschraube	9-0212-8	2	M12x80
9	Washer Scheibe	9-1212	2	
10	Lock nut Schlossmutter	9-1112	2	M12
11	Grease nipple Schmiernippel	9-2800	1	1/8"

X = Order as required Ordnung, wie angefordert
NS = Not saw side Not saw side
SS = Saw side Saw side

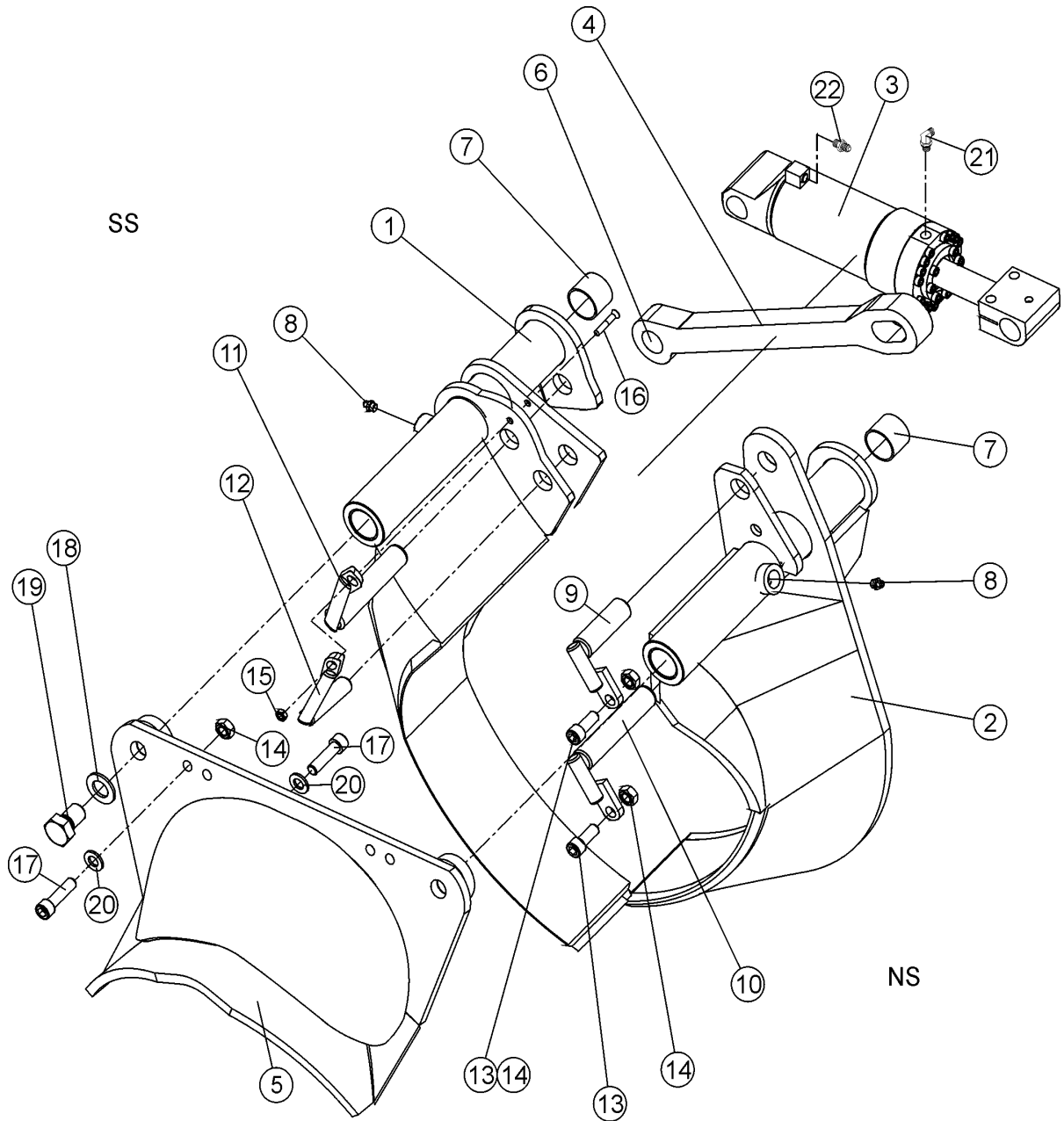
Delimiting knives

Entastungsmesser



Delimiting knives

Entastungsmesser



Delimbing knives

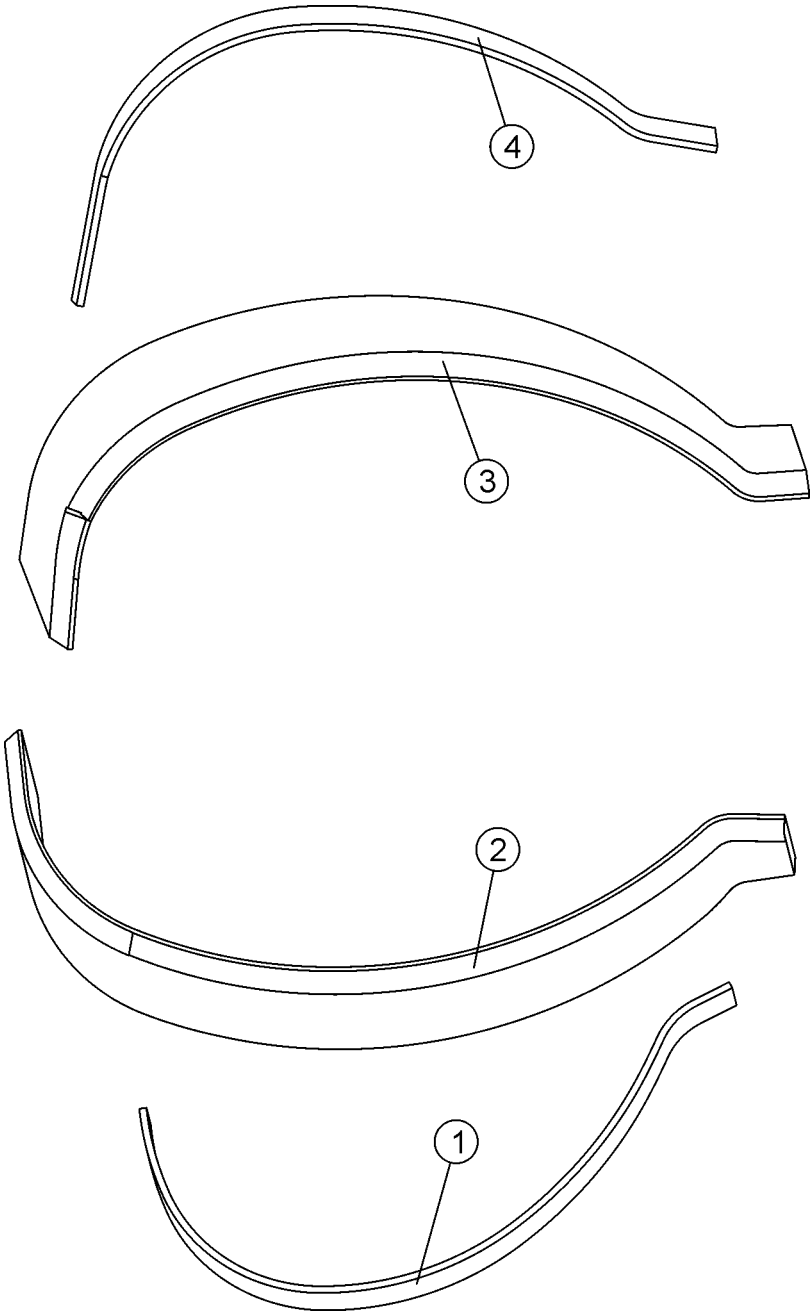
Entastungsmesser

Item Ref	Description Benennung		Order no Bestellungsnr.	pcs Men	Notes Anmerkung
1	Delimbing knife	Entastungsmesser	30-15205	1	SS
2	Delimbing knife	Entastungsmesser	30-15206	1	NS
3	Cylinder,delimbing knives Zylinder,entastungsmesser		3-5010	1	See page 23
4	Balancing rod	Balanzierstange	3-5044		
5	Delimbing knife, fixed Entastungsmesser, bewegungslos		3-5022-2	1	K500
	Replacement insert	Wiedereinbaueinsatz	30-15214	1	K500
6	Bushing	Buchse	8-5028-2	1	WB802 ø28/31-30
7	Bushing	Buchse	4-5139	4	TP 38/42-80
8	Grease nipple	Schmiernippel	9-2800	X	R1/8"
9	Pin	Stift	4-5092-15	1	NS Ø28 L=62 C-C=65 Balancing rod Balanzierstange
10	Pin	Stift	4-5091-6	1	NS Ø28 L=174 C-C=70 Cylinder,delimbing knives Zylinder,entastungsmesser
11	Pin	Stift	4-5091-5	1	SS Ø28 L=174 C-C=70 Cylinder,delimbing knives Zylinder,entastungsmesser
12	Pin	Stift	4-5092-3	1	SS Ø28 L=67 C-C=100 Balancing rod Balanzierstange
13	Screw, hex	Sechskantschraube	9-0012-45	2	M12x45
14	Lock nut	Schlossmutter	9-1112	X	M12 nyloc
15	Lock nut	Schlossmutter	9-1110	1	M10 nyloc
16	Countersunk screw	Senkschraube	9-0310-3	1	M10x30
17	Allen screw	Inbusschraube	9-0212-4	X	M12x40
18	Lock washer	Sicherungsscheibe	9-1320	2	M20 Nordlock
19	Screw, hex	Sechskantschraube	9-0120-55	2	M20x1,5x55
20	Lock washer	Sicherungsscheibe	9-1312	X	M12 Nordlock
21	Angle nipple	Winkelnippel	8-9715-12	1	3/8-3/4UNF
22	Double nipple	Doppelnippel	8-9710-12	2	3/8-3/4

X = Order as required Ordnung, wie angefordert
 NS = Not saw side Not saw side
 SS = Saw side Saw side

Replacement inserts

Wiedereinbaueinsatz



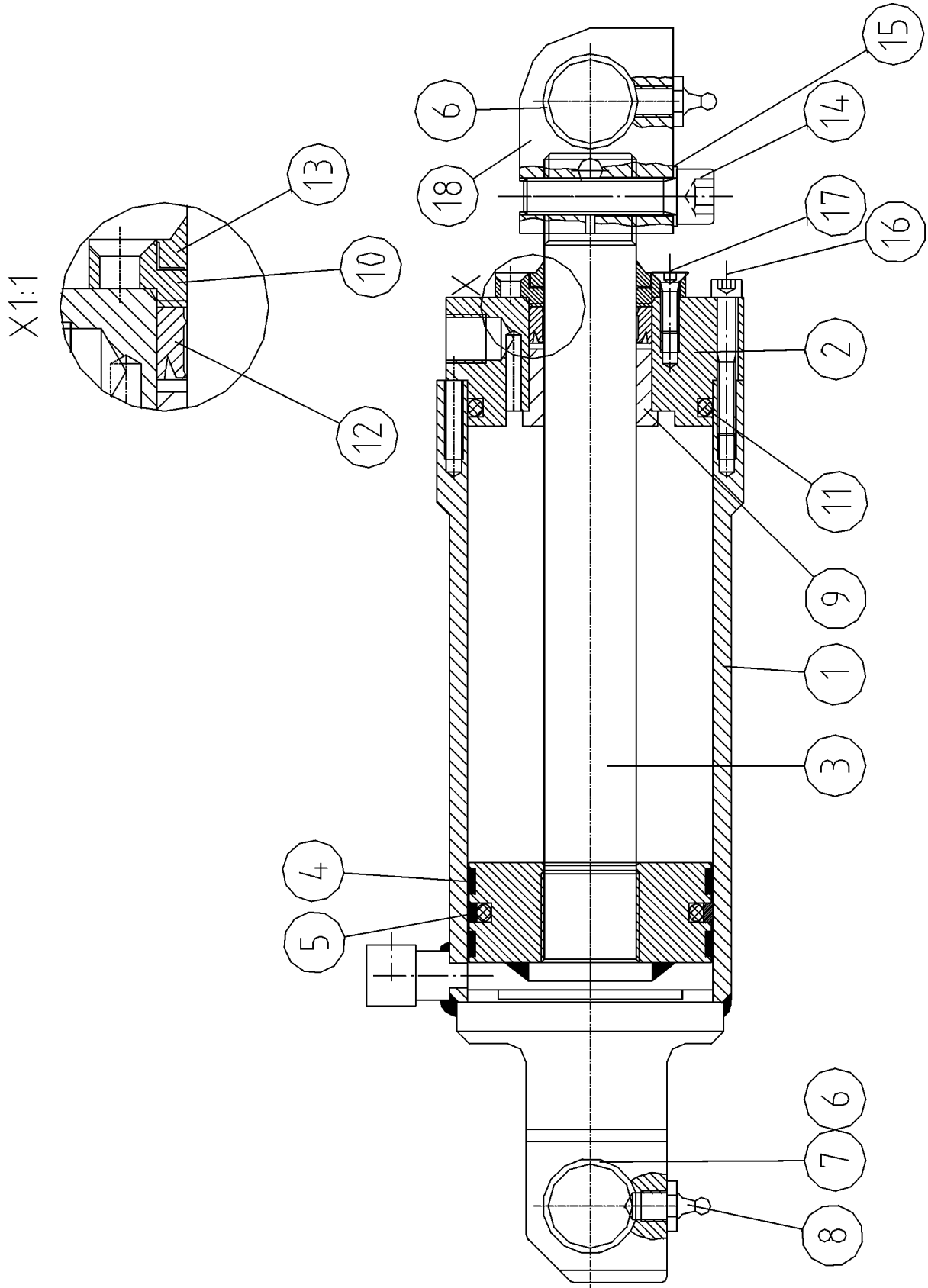
Replacement inserts

Wiedereinbaueinsatz

Item Ref	Description Benennung	Order no Bestellungsnr.	pcs Men	Notes Anmerkung
1	Replacement insert Wiedereinbaueinsatz	2-5002-18	1	SS, narrow strip s=6, to be welded on w/o cutting Curved end Kurvenförmig ende
2	Replacement insert Wiedereinbaueinsatz	2-5002-19	1	SS, wide s=16, full length Curved end Kurvenförmig ende
3	Replacement insert Wiedereinbaueinsatz	2-5003-17	1	NS, wide s=16, full length Curved end Kurvenförmig ende
4	Replacement insert Wiedereinbaueinsatz	2-5003-16	1	NS, narrow strip s=6, to be welded on w/o cutting Curved end Kurvenförmig ende

Cylinder, delimiting knives

Zylinder, entastungsmesser



Cylinder,delimbing knives

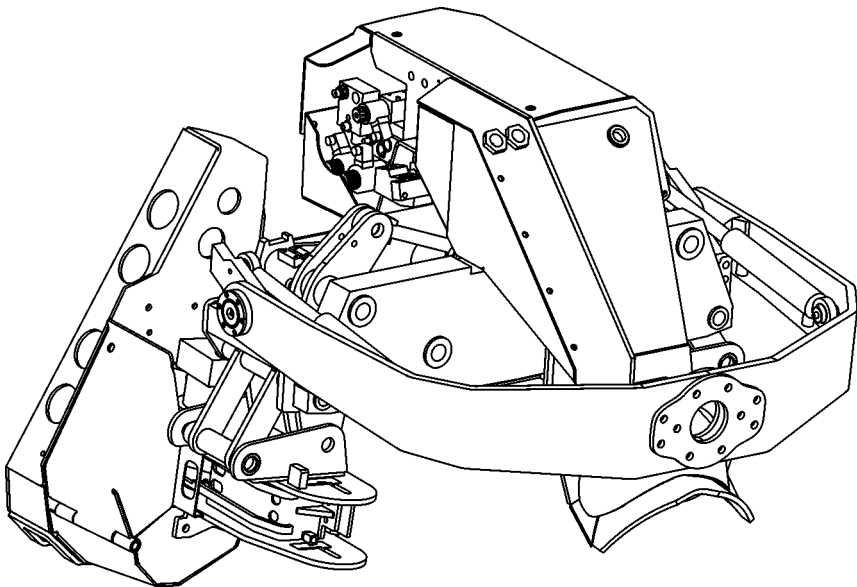
Zylinder,entastungsmesser

Item Ref	Description Benennung	Order no Bestellungsnr.	pcs Men	Notes Anmerkung	
	Cylinder,compl. Zylinder,vollst.	3-5010	1	Compl. Vollst. ø100	
	Seal kit Dichtssatz	9-2180-30	1	Positions marked with * are included to the seal kit	
1	Cylinder pipe Zylinderaufbuchse	3-5011-2	1		
2	Guide sleeve Führungshülse	3-5011-4	1		
3	Piston and stem Kolbe und stange	3-5012-2	1	ø80/30	
* 4	Slide ring Gleitring	9-2407-4	2	2,5x7,7x240	
* 5	Piston seal Kolbendichtung	9-2274	1	Shamban 80*7,9*2,5	
6	Bushing Buchse	8-5028-1	4	WB800 ø28/31-25	
7	Bushing Buchse	8-5028-2	2	WB800 ø28/31-30	
8	Grease nipple Schmiernippel	9-2800	2	R1/8"	
9	Sliding sleeve Gleithülse	3-5099-3	1	ø30/40-22	
10	Support ring Stützring	3-5100-5	1		
* 11	O-ring O-ring	9-2069	1	OR 69.2x5.7	
* 12	Stem seal tutung	Kolbenstangendichtung	9-2330	1	NI 300 ø30/40-10
* 13	Wiper Wiper	9-2530	1	AUASx2 ø30/40-7/10	
14	Allen screw Inbusschraube	9-0212-5	2	M12x50	
15	Lock washer Sicherungsscheibe	9-1312	4	M12 Nordlock	
16	Allen screw Inbusschraube	9-0206-4	21	M6x40	
17	Countersunk screw Senkschraube	9-0306-16	7	M6x16	
18	Stem eye Armöse	3-5101-3	1		
	Angle nipple Winkelnippel	8-9715-12	1	R3/8"-3/4"UNF	
	Double nipple Doppelnippel	8-9710-12	1	R3/8"-3/4"UNF	

X = Order as required Ordnung, wie angefordert
NS = Not saw side Not saw side
SS = Saw side Saw side

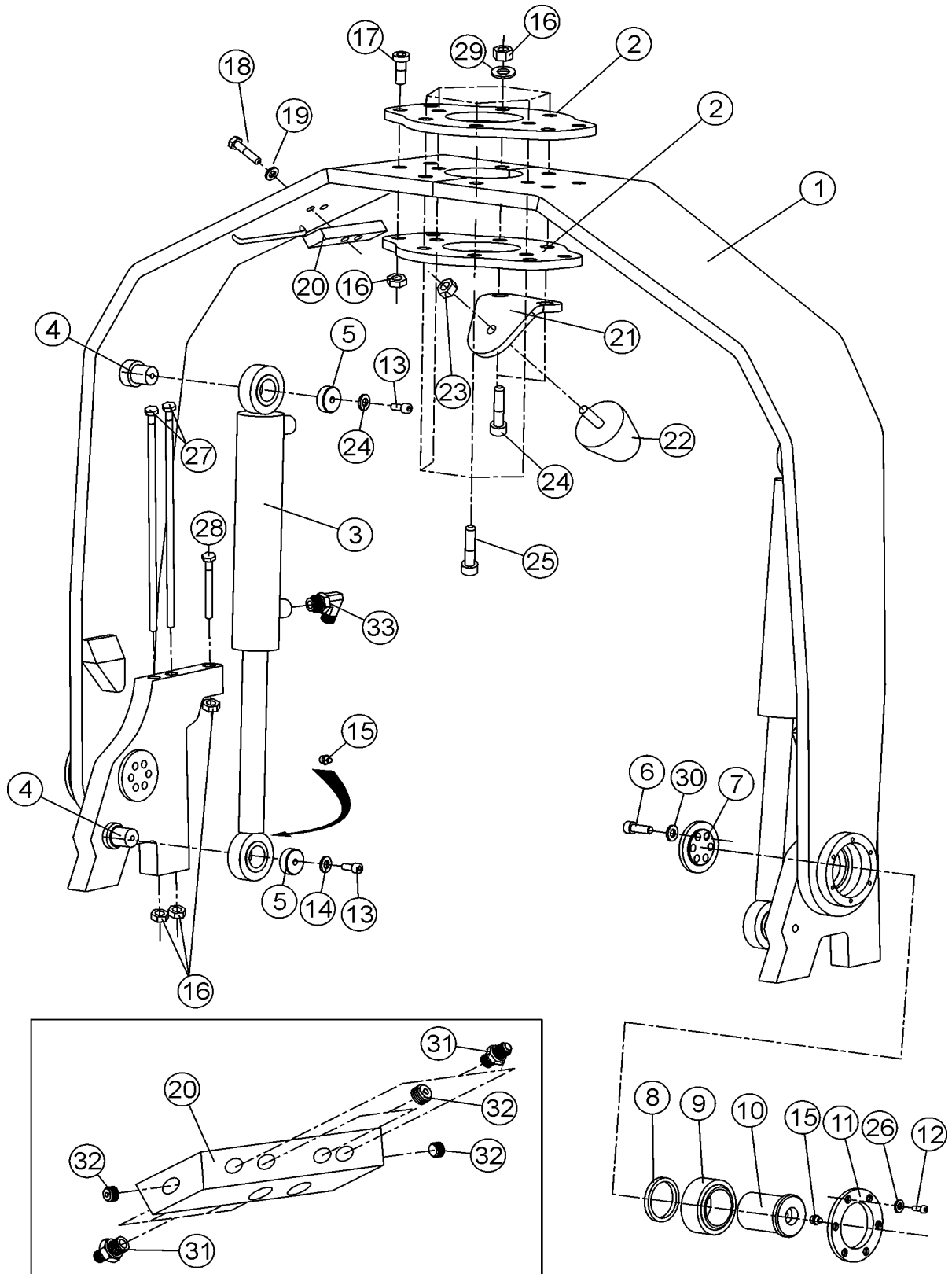
Tilt

Tilt



Head hanger

Tilt



Head hanger

Tilt

Item Ref	Description Benennung		Order no Bestellungsnr.	pcs Men	Notes Anmerkung
1	Head hanger	Tilt	30-20211	1	SS
	Head hanger	Tilt	30-20219	1	NS
2	Mounting plate	Befestigungsplatte	20-20224	2	
	Mounting plate	Befestigungsplatte	20-20245	X	with indexator, bevelled
3	Cylinder	Zylinder	30-25201	2	
4	Bush	Hülse	20-20214	4	
5	Locking plate	Sicherungsplatte	30-20213	4	
6	Allen screw	Inbusschraube	9-0208-2	4	M8x20
7	Mounting plate	Befestigungsplatte	30-20204	2	
8	Support ring	Stützring	30-20207	2	
9	Bearing	Lager	8-3105	2	IKO GE50
10	Guide sleeve	Führungshülse	30-20203	2	
11	Mounting plate	Befestigungsplatte	30-20205	2	
12	Allen screw	Inbusschraube	9-0206-2	12	M6x20
13	Allen screw	Inbusschraube	9-0210-3	12	M10x20
14	Lock washer	Sicherungsscheibe	9-1310	4	M10 Nordlock
15	Grease nipple	Schmiernippel	9-2800	4	R1/8"
16	Nut	Mutter	9-1116-K	X	M16 nyloc / high
17	Allen screw	Inbusschraube	9-0216-65	4	M16x65
18	Allen screw	Inbusschraube	9-0212-5	4	M12x50
19	Lock washer	Sicherungsscheibe	9-1312	2	M12 Nordlock
20	Adapter block	Adapterblock	20-20236	1	
21	Mounting plate	Befestigungsplatte	20-20223	1	
22	Rubber bumper	Gummipuffer	9-1880-1	1	Ø50
23	Nut	Mutter	9-1880-1	1	
24	Allen screw	Inbusschraube	9-0216-11	2	M16x110
25	Allen screw	Inbusschraube	9-0216-10	4	M16x100
26	Lock washer	Sicherungsscheibe	9-1306	12	M6 Nordlock
27	Screw, hex	Sechskantschraube	9-0019-36	4	M16x360 cut to L=330
28	Screw, hex	Sechskantschraube	9-0017-0	2	M16x100
29	Lock washer	Sicherungsscheibe	9-1316	X	M16 Nordlock
30	Lock washer	Sicherungsscheibe	9-1308	2	M8 Nordlock
31	Double nipple	Doppelnippel	8-9710-10	6	R1/4"-9/16UNF
	Double nipple	Doppelnippel	8-9500-10	6	R1/4"-1/4"
	Seal, USIT	Dichtung, USIT	9-1914-20	X	1/4" with R-nipples
32	Plug	Stopfen	8-9620-08	X	1/4" BSP
33	Angle nipple	Winkelnippel	8-9715-8	4	R1/4"-1/4"

X = Order as required

Ordnung, wie angefordert

NS = Not saw side

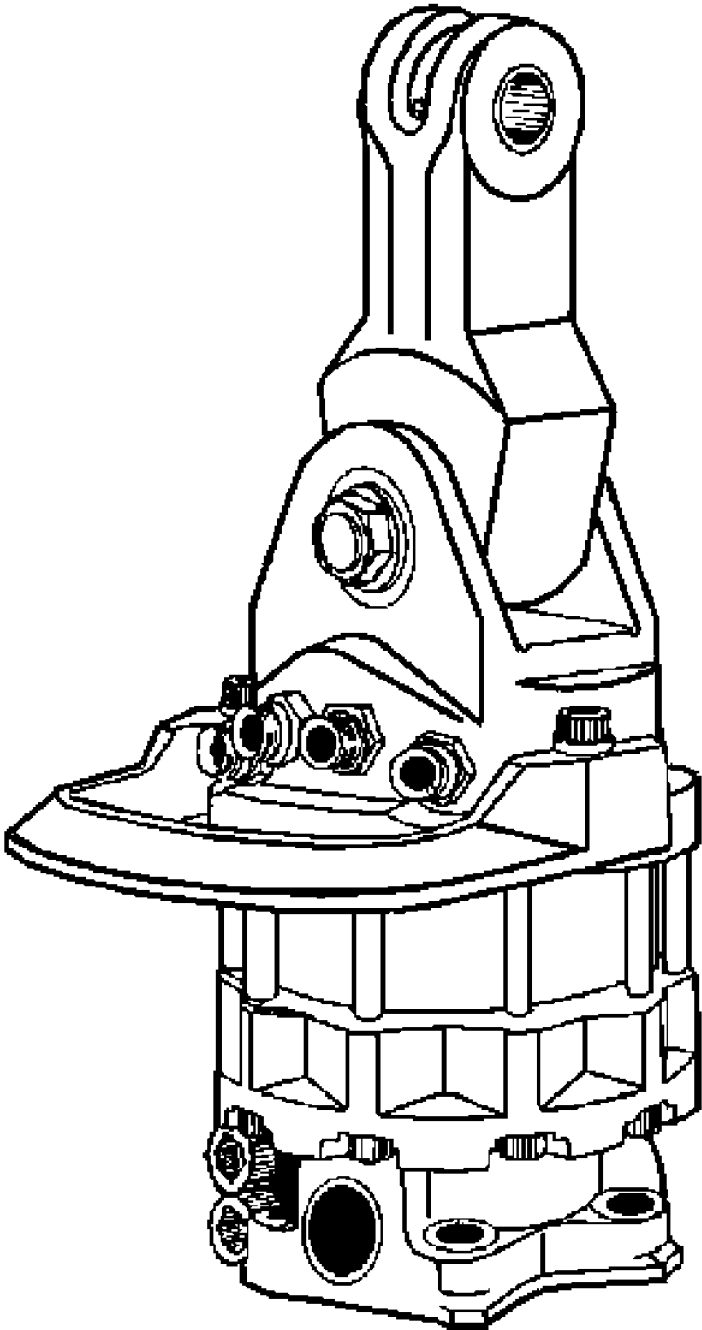
Not saw side

SS = Saw side

Saw side

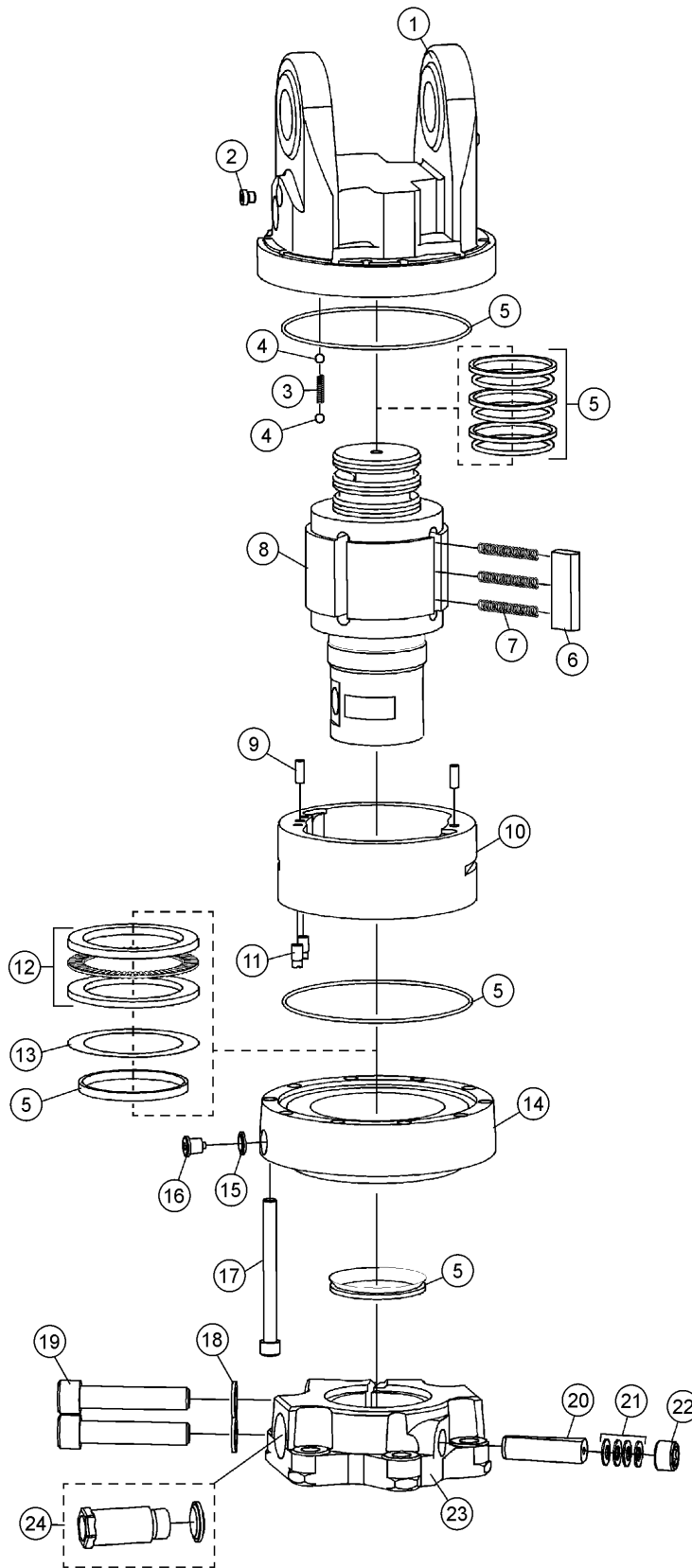
Rotator

Rotor



Indexator AV12S

Indexator AV12S



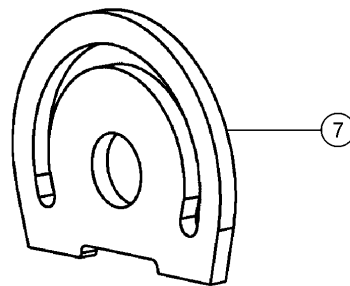
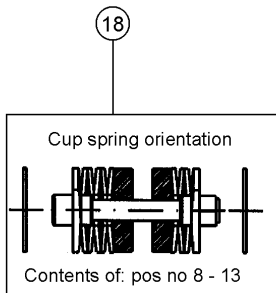
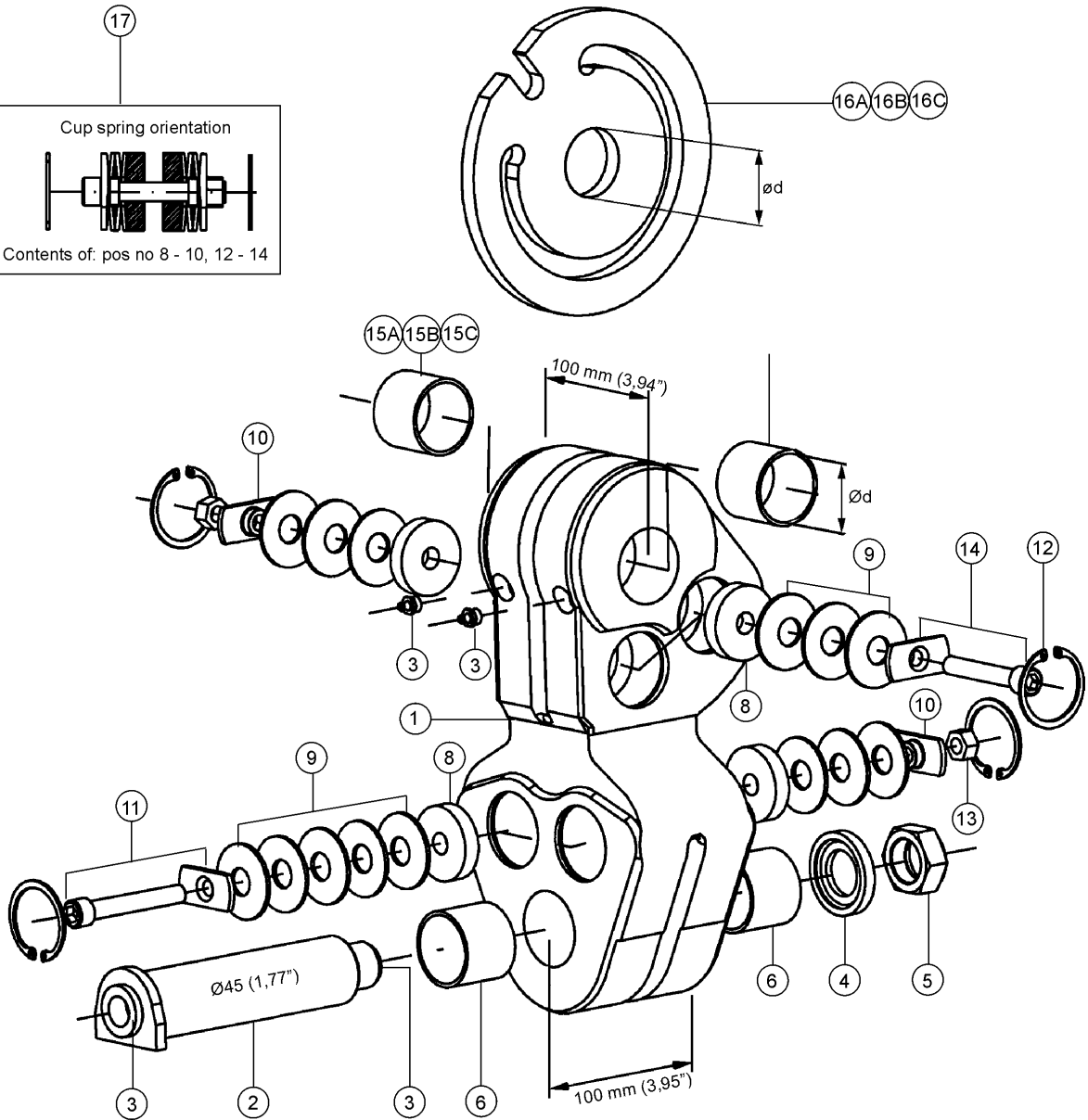
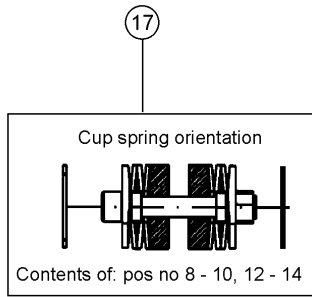
Indexator AV12S

Indexator AV12S

Item Ref	Description Benennung		Order no Bestellungsnr.	pcs Men	Notes Anmerkung
	Rotator Compl.	Rotor Vollst.	5112 096	1	
1	Upper part	Oberteil	5011 018	1	Includes parts ref 2 Enthaltet Stück Nr. 2
2	Plug	Stopfen	5001 381	1	R 1/8"
3	Spring	Feder	1020 536	1	
4	Ball	Kugel	1005 545	1	
5	Seal kit	Dichtssatz	5011 047	1	
	Slide ring	Gleitring	1005 669	3	
	O-ring	O-ring	1013 515	2	
	Oil seal	Öldichtung	1003 367	1	
	V-ring	V-ring	1019 470	1	
6	Plate	Platte	5011 160	4	
7	Spring	Feder	5006 030	12	
8	Shaft	Achse	5112 026	1	
9	Pin	Stift	1019 900	2	
10	Frame	Rahmen	5112 023	1	
11	Restrictor	Drosselblende	5011 106	2	
12	Bushing set	Lagersatz	5112 022	1	
13	Shim	Anpaßring	5010 081	1	
	Shim	Anpaßring	1016 658	1	0,100 mm
	Shim	Anpaßring	1017 029	1	0,125 mm
	Shim	Anpaßring	1016 641	1	0,150 mm
	Shim	Anpaßring	1017 425	1	0,178 mm
14	Lower part	Unterteil	5112 020	1	Includes parts ref 15,16 Enthaltet Stück Nr. 15,16
15	Gasket	Dichtung	1019 116	1	
16	Plug	Stopfen	1025 709	1	
17	Screw	Schraube	1002 120	10	
18	Washer	Scheibe	1019 496	2	
19	Screw	Schraube	1019 488	1	
20	Key	Keil	5010 038	1	
21	Belleville spring	Tellerfeder	1015 643	4	
22	Screw	Schraube	5010 039	1	
23	Mounting plate	Befestigungsplatte	5011 022	1	
24	Terminal Kit	Anschlußsatz	5010 065	1	

Damper

Dämpfer



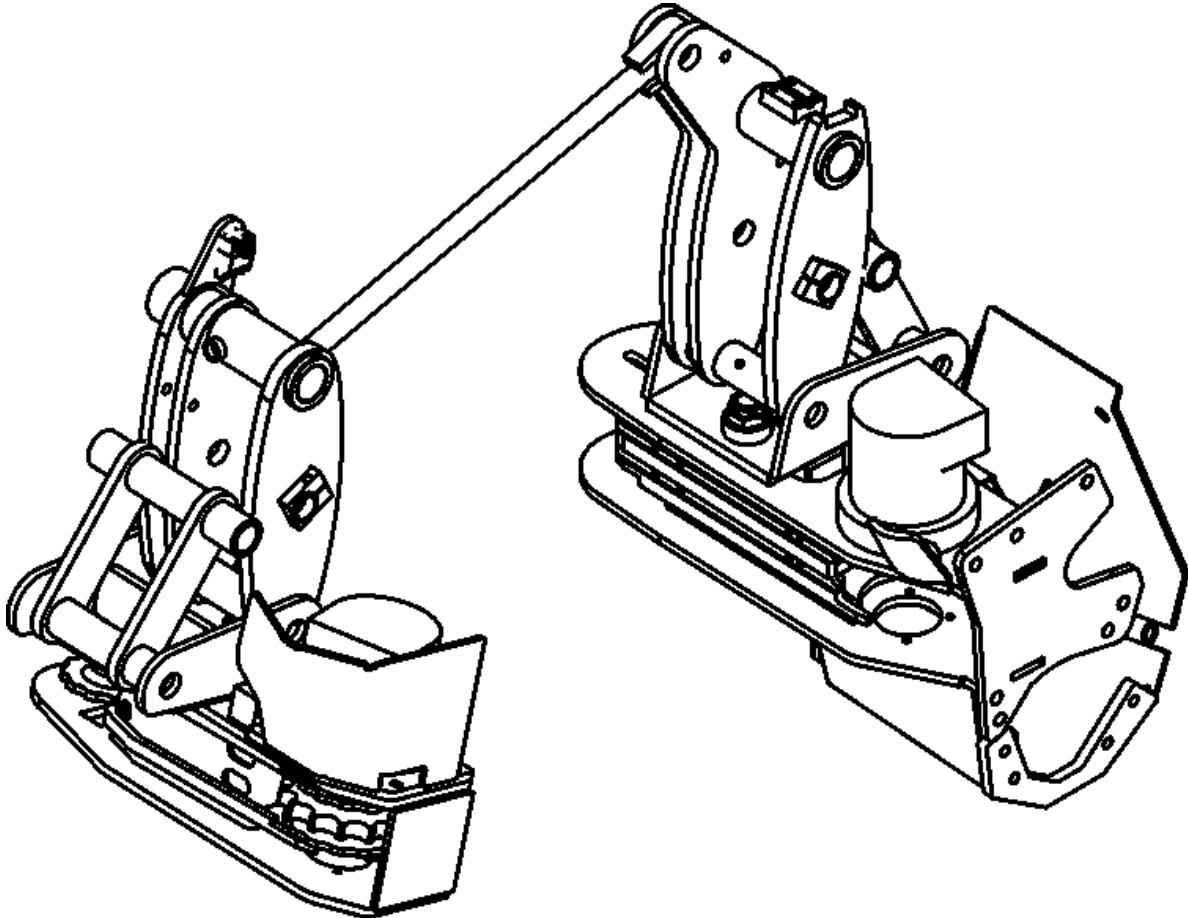
Damper

Dämpfer

Item Ref	Description Benennung		Order no Bestellungsnr.	pcs Men	Notes Anmerkung
A	Damper Ød=45	Dämpfer	5016 700	1	Includes parts ref 1-14,15A,16A Enthaltet Stück Nr. 1-14,15A,16A
B	Damper Ød=40	Dämpfer	5016 707	1	Includes parts ref 1-14,15B,16B Enthaltet Stück Nr. 1-14,15B,16B
C	Damper Ød=35	Dämpfer	5016 708	1	Includes parts ref 1-14,15C,16C Enthaltet Stück Nr. 1-14,15C,16C
1	Damper	Dämpfer	5016 147	1	Includes parts ref 6 Enthaltet Stück Nr. 6
2	Pin	Stift	5016 052	1	
3	Grease nipple	Schmiernippel	1001 825	4	
4	Washer	Scheibe	5005 235	1	
5	Nut	Mutter	5001 137	1	
6	Bushing	Buchse	5006 673	2	Ø45 / O-ring 1007 178
7	Brake disc	Bremsscheibe	5016 273	1	
8	Brake lining	Bremsbelag	5016 125	8	
9	Belleville spring	Tellerfeder	1026 616	28	
10	Special nut	Spezialmutter	5016 269	4	
11	Special screw	Spezialschraube	5016 261	2	B80
12	Circlip	Sicherungsring	1004 027	8	
13	Lock nut	Schlossmutter	1008 374	4	
14	Special screw	Spezialschraube	5016 283	2	B100
15A	Bushing Ød=45	Buchse	5006 673	2	O-ring 1007 178
15A	Bushing Ød=45	Buchse	1002 294	2	Steel
15B	Bushing Ød=40	Buchse	5006 685	2	Manganese Bronze
15B	Bushing Ød=40	Buchse	5002 468	2	Steel
15C	Bushing Ød=35	Buchse	5006 687	2	Manganese Bronze
16A	Brake disc Ød=45	Bremsscheibe	5016 275	1	
16B	Brake disc Ød=40 Bremsscheibe		5016 272	1	
16C	Brake disc Ød=35	Bremsscheibe	5016 271	1	
17	Fitting set 80	Einbausatz 80	5006 650	2	Includes parts ref 8-10,12-14 Enthaltet Stück Nr. 8-10,12-14
18	Fitting set 100	Einbausatz 100	5006 651	2	Includes parts ref 8-13 Enthaltet Stück Nr. 8-13
19	Instruction	Anweisung	1029461	1	

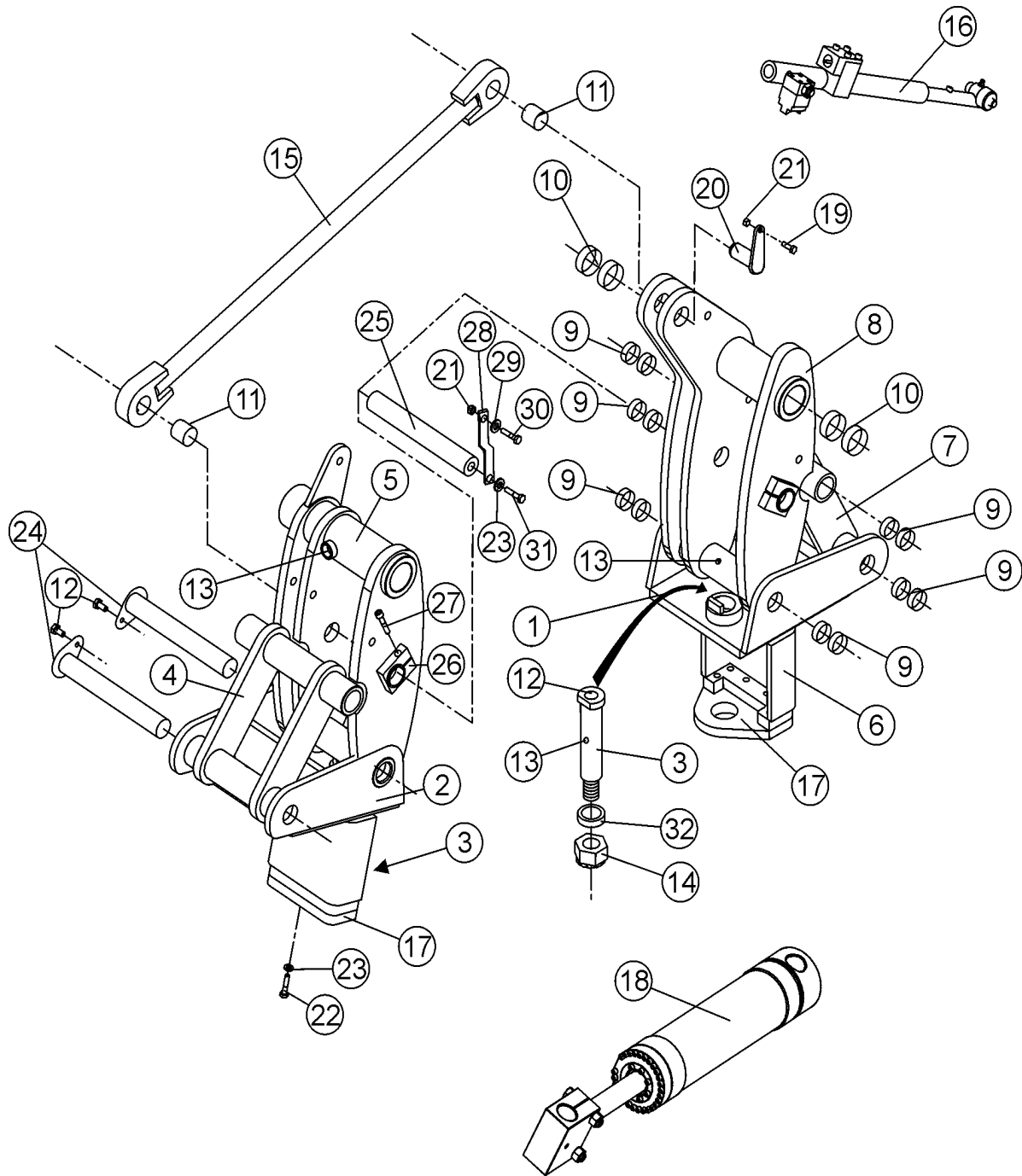
Tower and tracks

Turm und Raupen



Tower and linkages

Turm und Gestänge



Tower and linkages

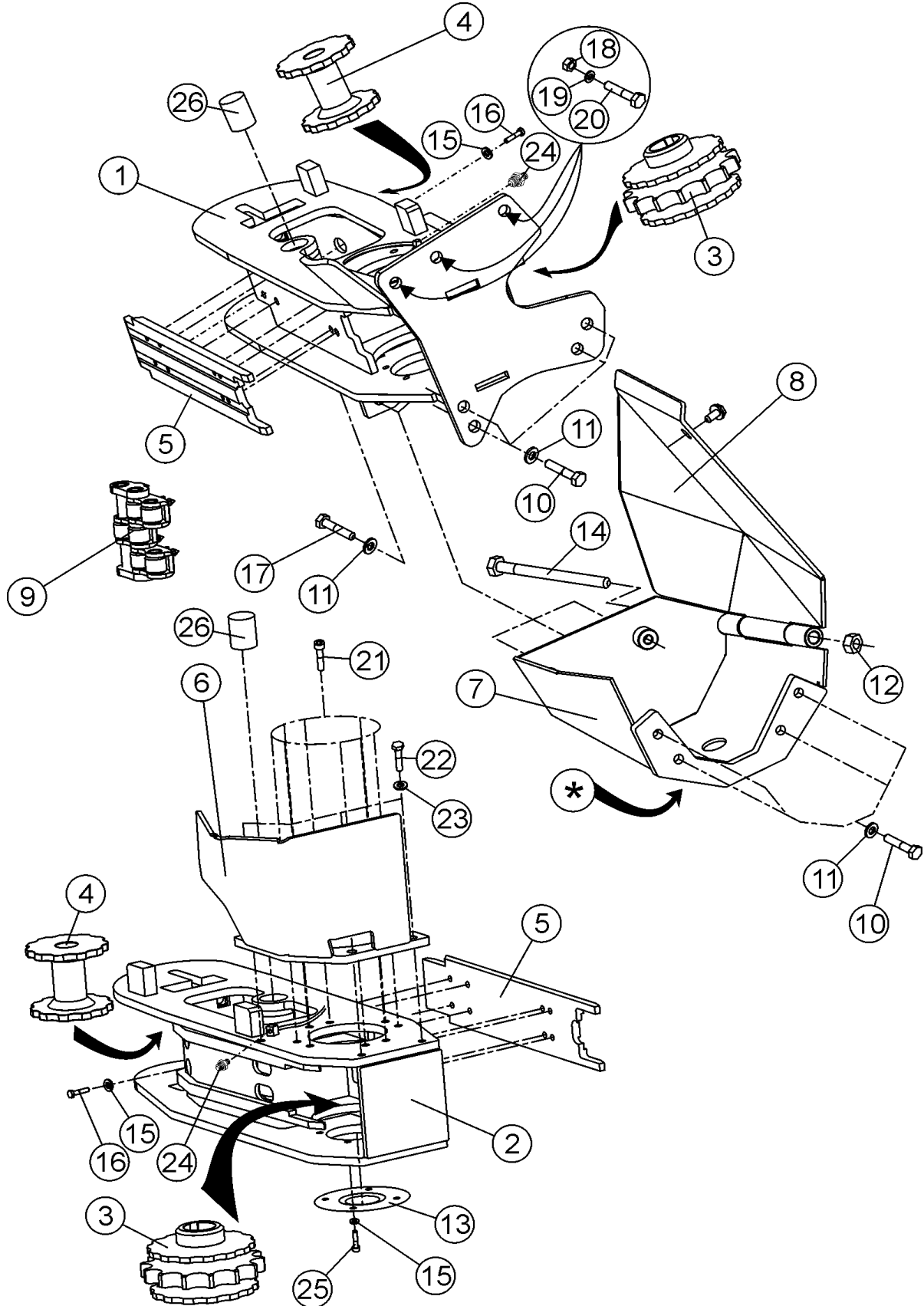
Turm und Gestänge

Item Ref	Description Benennung	Order no Bestellungsnr.	pcs Men	Notes Anmerkung
	Tower and linkages	Turm und Gestänge	1	SS
	Tower and linkages	Turm und Gestänge	1	NS
1	Tower	Turm	30-35239	1 SS
2	Tower	Turm	30-35239	1 NS
3	Dowel	Führungsbolzen	30-35234	2 NS
4	Linkage, outer	Gestänge, außen	30-95015	1 NS
5	Linkage, inner	Gestänge, inneres	30-30224	1 NS
6	Dowel	Führungsbolzen	30-35234	1 SS
7	Linkage, outer	Gestänge, außen	30-95015	1 SS
8	Linkage, inner	Gestänge, inneres	30-30223	1 SS
9	Bushing	Buchse	8-5032-2	4 WB 802 ø32/36-40
10	Bushing	Buchse	8-5038-4	4 WB 800 ø38/42-40
11	Bushing	Buchse	8-5028-2	2 WB 802 ø28/31-30
12	Grease nipple	Schmiernippel	9-2805	X R1/8" 45°
13	Grease nipple	Schmiernippel	9-2800	X R1/8"
14	Crown nut	Splintmutter	9-1130-2	2 NS/SS M30x3,5
	Split pin	Splint	9-1806-9	2 ø6,3x90
15	Balancing rod	Balanzierstange	4-4048-3	1 Compl. Vollst.
16	Thickness meter Dickenmessgerät		20-45211	1 Compl. Vollst. See page 16
17	Bottom plate	Bodenplatte	30-30215	2
18	Track cylinder	Raupenzylinder	30-40203	1 See page 52
19	Screw, hex	Sechskantschraube	9-0010-35	1 M10x35
20	Lock pin	Sicherungsstift	4-4091-7	1 ø38x75 c-c75
21	Lock nut	Schlossmutter	9-1110	X M10 Nyloc
22	Screw, hex	Sechskantschraube	9-0212-35	12 M12x35
23	Lock washer	Sicherungsscheibe	9-1312	12 M12 Nordlock
24	Lock pin	Sicherungsstift	30-95201	4 ø32-250 CC-65
25	Lock pin	Sicherungsstift	9-2928-7	2 ø28-235 M12
26	Fastener	Halter	4-3002	2
27	Allen screw	Inbusschraube	9-0210-5	2 M10x50
28	Fastener	Halter	4-3002-1	2
29	Lock washer	Sicherungsscheibe	9-1310	X M10
30	Screw, hex	Sechskantschraube	9-0010-4	2 M10x40
31	Screw, hex	Sechskantschraube	9-0012-25	2 M12x25
32	Sleeve	Hülse	3-4107-11	2 Ø35

X = Order as required Ordnung, wie angefordert
 NS = Not saw side Not saw side
 SS = Saw side Saw side

Track housing

Raupen Gehäuse



Track housing

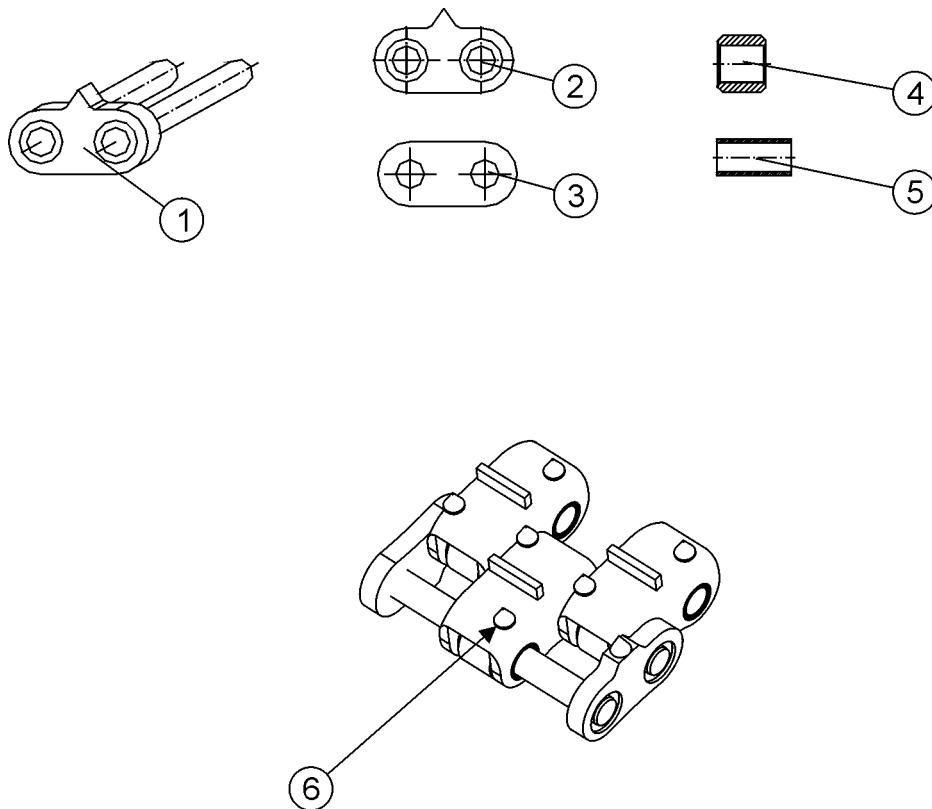
Raupen Gehäuse

Item Ref	Description Benennung		Order no Bestellungs-nr.	pcs Men	Notes Anmerkung
1	Track housing	Raupen gehäuse	30-35231	1	SS
2	Track housing	Raupen gehäuse	30-35230	1	NS
	Shim	Anpaßplatte	25-35002	X	In case required, between motor/housing.
3	Drive gear	Ritzel	25-35018	2	Z=14
4	Idler gear	Zwischenrad	4-2025-1	2	
5	Wear pad	Schleissblech	30-35229	2	S=12 455
6	Protective cover	Schutzdeckel	25-95023	1	ESP
7	Protective cover	Schutzdeckel	25-95208	1	
8	Protective cover	Schutzdeckel	25-55029	1	
9	Track		-		See page
10	Screw, hex	Sechskantschraube	9-0016-3	X	M16x30
11	Lock washer	Sicherungsscheibe	9-1316	X	M16 nordlock
12	Lock nut	Schlossmutter	9-1116-K	X	M16 nyloc / high
13	Protective cover	Schutzdeckel	20-45013	1	NS
14	Screw, hex	Sechskantschraube	9-0018-6	1	M16x260
15	Lock washer	Sicherungsscheibe	9-1310	X	M10 nordlock
16	Screw, hex	Sechskantschraube	9-0010-2	X	M10x20
17	Screw, hex	Sechskantschraube	9-0016-5	X	M16x50
18	Lock nut	Schlossmutter	9-1116-K	X	M16 nyloc
19	Lock washer	Sicherungsscheibe	9-1316	X	M16 nordlock
20	Screw, hex	Sechskantschraube	9-0016-4	X	M16x40
21	Allen screw	Inbusschraube	9-0212-3	8	M12x30
22	Screw, hex	Sechskantschraube	9-0012-25	X	M12x25
23	Lock washer	Sicherungsscheibe	9-1312	X	M12 nordlock
24	Double nipple	Doppelnippel	8-9710-10	2	Track lubrication Raupenschmierung
25	Screw, hex	Sechskantschraube	9-0010-16	4	M10x16
26	Bushing	Buchse	8-5035-03	X	WB802 ø35/39-30
*	Color marking Farbmarkierung			1	Auxiliary parts kit Zusatzteilsatz
	Protective cover	Schutzdeckel	20-85202	1	See page 12
	Screw, hex	Sechskantschraube	9-0010-25	X	M10x25
	Lock washer	Sicherungsscheibe	9-1310	X	M10 nordlock
	Nozzle body	Düsekörper	8-9307-26	1	
	Nozzle	Düse	8-9307-2	2	

X = Order as required Ordnung, wie angefordert
 NS = Not saw side Not saw side
 SS = Saw side Saw side

Track

Raupen



Track

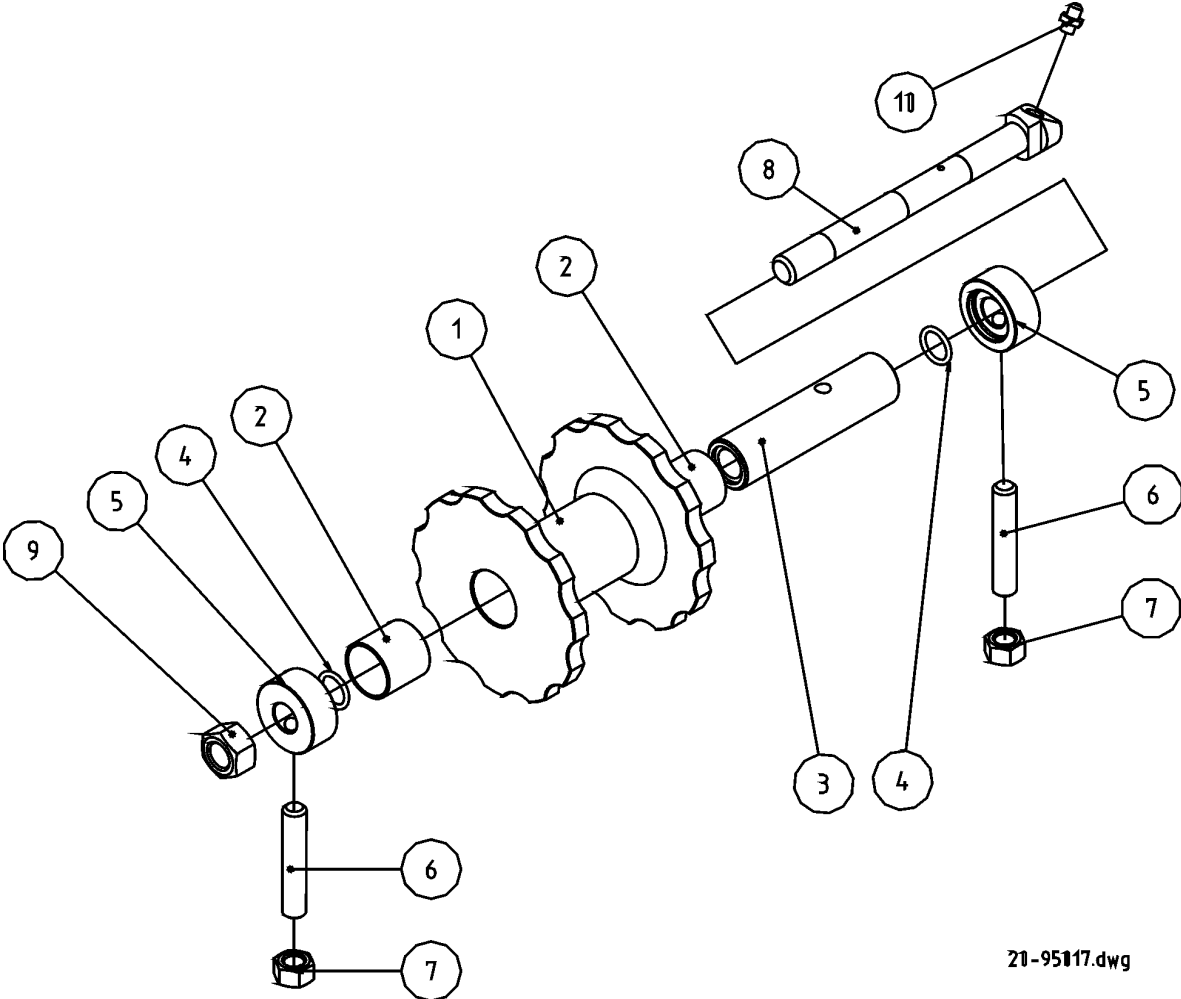
Raupen

Item Ref	Description Benennung	Order no Bestellungsnr.	pcs Men	Notes Anmerkung
1	Connecting link Anschlussglied	4-2119-3	X	Master
2	Side plate Seitenplatte	4-2119-4	X	Weld mounting
3	Side plate Seitenplatte	4-2119-41	X	Press mounting
4	Bushing, outer Buchse, aussen	4-2119-52	X	Ø29 wide roller
5	Bushing, inner Buchse, inneres	4-2119-6	X	Long
6	Track Compl. Raupen Vollst.	30-95223	2	Cone spine-flat spine-cone spine Ø29 roller 18 sl

X = Order as required Ordnung, wie angefordert
 NS = Not saw side Not saw side
 SS = Saw side Saw side

Idler

Umleitungsrolle



21-95117.dwg

Idler

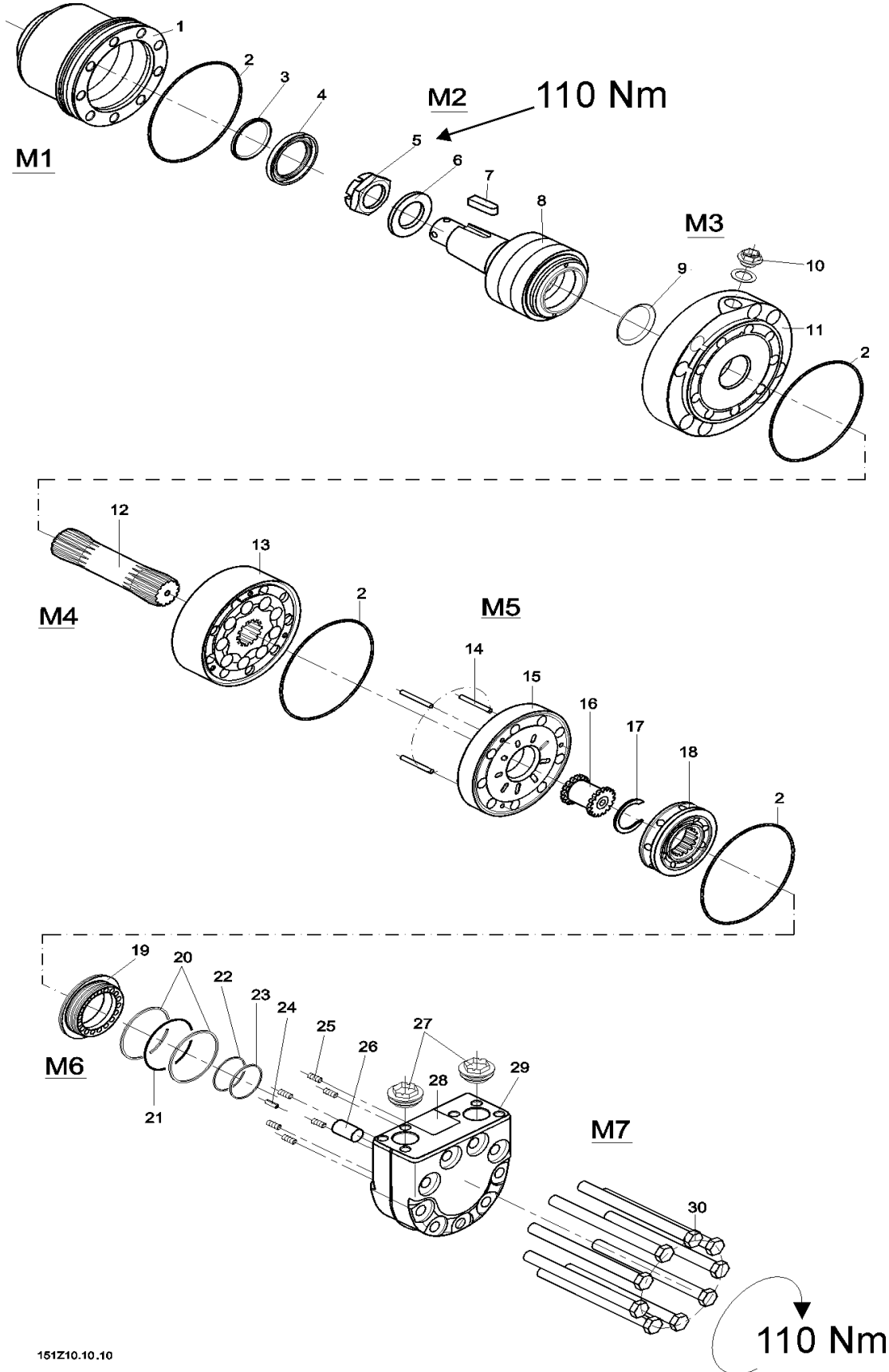
Umleitungsrolle

Item Ref	Description Benennung		Order no Bestellungsnr.	pcs Men	Notes Anmerkung
1	Idler	Umleitungsrolle	4-2025-1	1	Z=11
2	Bushing	Buchse	8-5028-2	4	WB 802 ø28/31-30
3	Hollow shaft	HohleAchse	4-2028	2	ø28 L=109
4	O-ring	O-ring	9-2016	4	OR 16x2,6
5	Clamping piece	Spannteil	4-2030	4	ø40 L=17,5 M12
6	Retaining screw	Sicherungsschraube	9-0412-65	4	M12x65
7	Nut	Mutter	9-1012	4	M12
8	Idler shaft	Zwischenradwelle	4-2029	2	ø25 L=188
9	Nut	Mutter	9-1016	4	M16
10	Grease nipple	Schmiernippel	9-2800	1	R1/8"

X = Order as required Ordnung, wie angefordert
 NS = Not saw side Not saw side
 SS = Saw side Saw side

Hydr.motor TMT 250

Hydr. Motor TMT 250



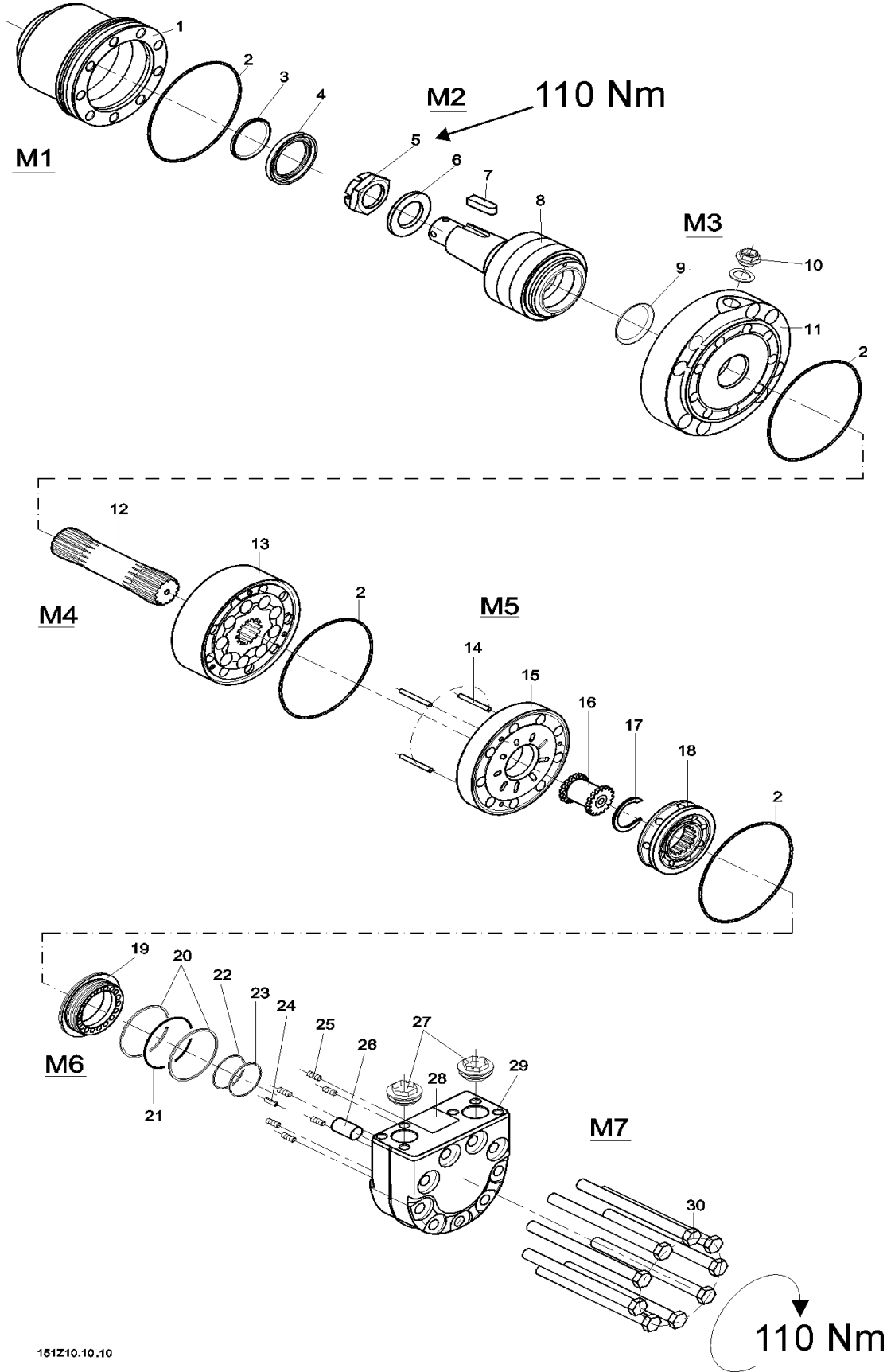
Hydr.motor TMT 250

Hydr. Motor TMT 250

Item Ref	Description Benennung		Order no Bestellungsnr.	pcs Men	Notes Anmerkung
	Hydr.motor	Hydr. Motor	8-8970	1	Danfoss TMT 250 (151Z3235)
	Seal kit	Dichtssatz	8-8970-5	1	151Z2073
1	Flange+housing Modul M1	Flansch+Gehäuse Modul M1	8-8910 M1	1 1	151Z2031 Includes parts ref 2,3,4 Enthaltet Stück Nr. 2,3,4
* 2	O-ring	O-ring	M1	1	125x2
* 3	Dust seal	Staubdichtung	M1	1	45x52x4
* 4	Shaft seal	Öldichtung	M1	1	45x65x7
				1	
	Shaft Modul M2	Achse Modul M2	8-8911 M2	1 1	151Z2030 Includes parts ref 5,6,7,8 Enthaltet Stück Nr. 5,6,7,8
5	Nut	Mutter	M2	1	M30x2mm
6	Washer	Scheibe	M2	1	56x31x4mm
7	Key	Keil	M2	1	28x12x8mm
8	Shaft	Achse	M2	1	∅ 45mm 1:10 includes bearing Enthaltet Lager
* 9	Conical seal	Dichtkegel	M3	1	
10	Plug	Stopfen	M3	1	plastic G=3/8"
11	Motor flange (with drain port g 3/8") Modul M3	Motorflansch Modul M3	8-8912 M3	1 1	151Z2031 Includes parts ref 9,10,11,2 Enthaltet Stück Nr. 9,10,11,2
	Gear set Modul M4	Zahnradatz Modul M4	8-8970-3 M4	1 1	TMT250 (151Z2148) Includes parts ref 12,13,2 Enthaltet Stück Nr. 12,13,2
				1	
12	Cardan axle TMT250	Gelenkwelle	M4	1	L = 119mm
13	Gear set TMT250	Zahnradatz	M4	1	B = 31,3mm
	Valve compl. Modul M5	Ventil vollst. Modul M5	8-8913	1	151Z2053 Includes parts ref 14,15,16,17,18,2 Enthaltet Stück Nr. 14,15,16,17,18,2
14	Guide pin	Führung	M5	3	∅ 4x40mm
15	Channel plate	Kanalblech	M5	1	
16	Drive gear	Antriebsritzel	M5	1	For valve
17	Stopper	Stopper	M5	1	
18	Disc valve	Scheibeventil	M5	1	

Hydr.motor TMT 250

Hydr. Motor TMT 250



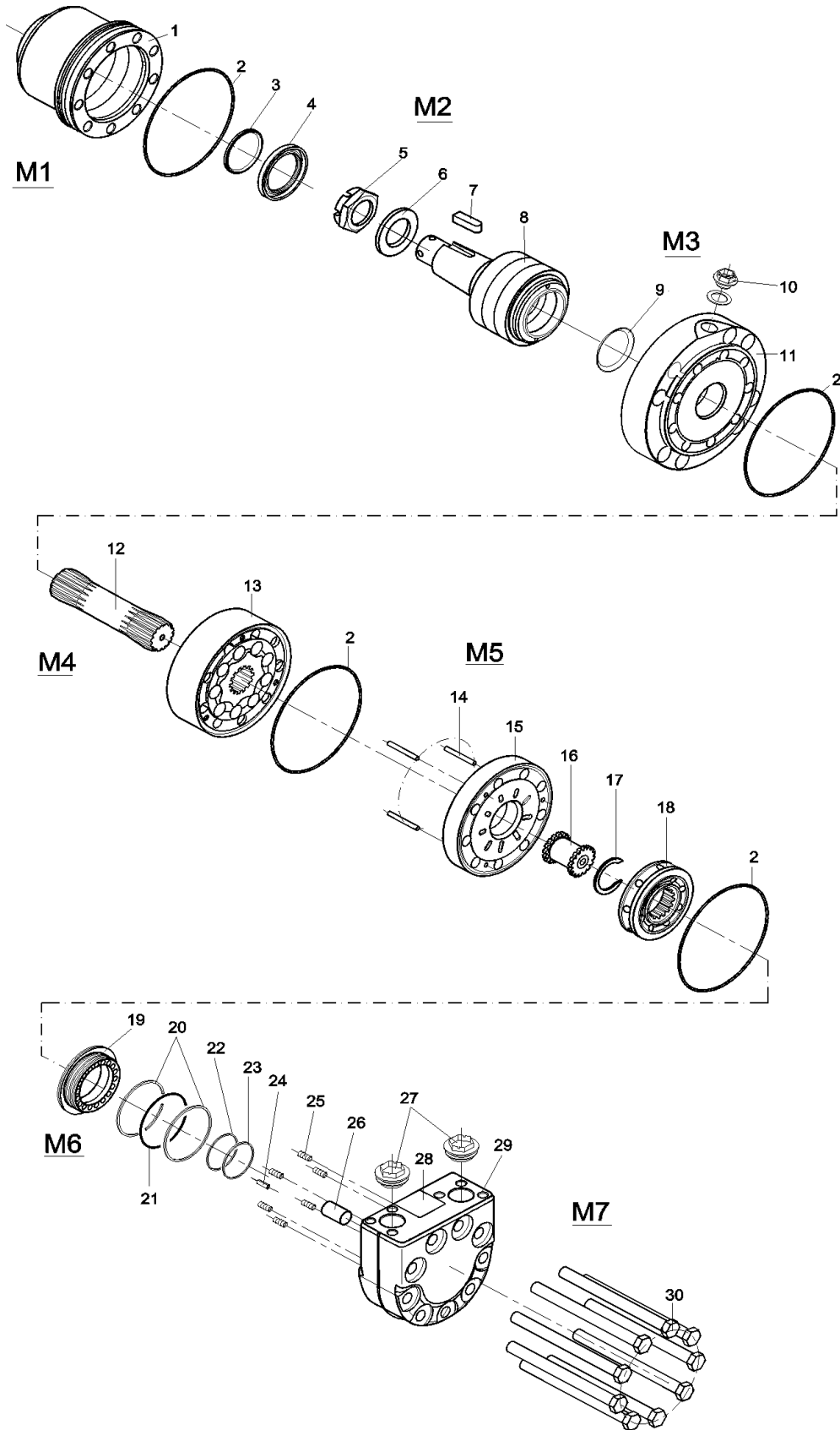
Hydr.motor TMT 250

Hydr. Motor TMT 250

Item Ref	Description Benennung		Order no Bestellungsnr.	pcs Men	Notes Anmerkung
19	Balance plate	Gegengewicht	M6	1	
* 20	Support ring	Stützring	M6	2	66,6x1mm
* 21	O-ring	O-ring	M6	1	63x2mm
* 22	Support ring	Stützring	M6	1	44,1x1mm
* 23	O-ring	O-ring	M6	1	40x2mm
24	Guide pin	Führung	M6	1	∅ 5x14mm
25	Spring	Feder	M6	6	18x3,6mm
26	Spacer	Distanzstück	M6	1	∅ 16x24mm
27	Plug	Stopfen	M6	2	G = 3/4" plastic
28	Sign plate	Typenschild	M6	1	
29	End cover Modul M6	Giebeldeckel Modul M6	8-8914	1	151Z2144 port connection G3/4" Includes parts ref 19,20,21,22,23,24,25,26,27,28Ent haltet Stück Nr. 19,20,21,22,23,24,25,26,27,28
30	Bolt	Bolzen	M7	9	TMT250 151Z2090
	Bolt kit	Schraubensatz	8-8980-12	1	151Z2090 M12x140
	Modul M7	Modul M7			Includes parts ref 30 Enthaltet Stück Nr. 30
	Hose connectors for TMT motor:				
JIC	Angle nipple	Winkelnippel	8-9715-17	2	R3/4"-11/16"UNF
	Double nipple	Doppelnippel	8-9710-12	1	Saw motor overflow Sägemotor Überfluß
R	Angle nipple	Winkelnippel	8-9512-18	2	R3/4"
	Double nipple	Doppelnippel	8-9500-12	1	Saw motor overflow Sägemotor Überfluß

Hydr.motor TMT 315

Hydr. Motor TMT 315



151Z10.10.10

Hydr. Motor TMT 315

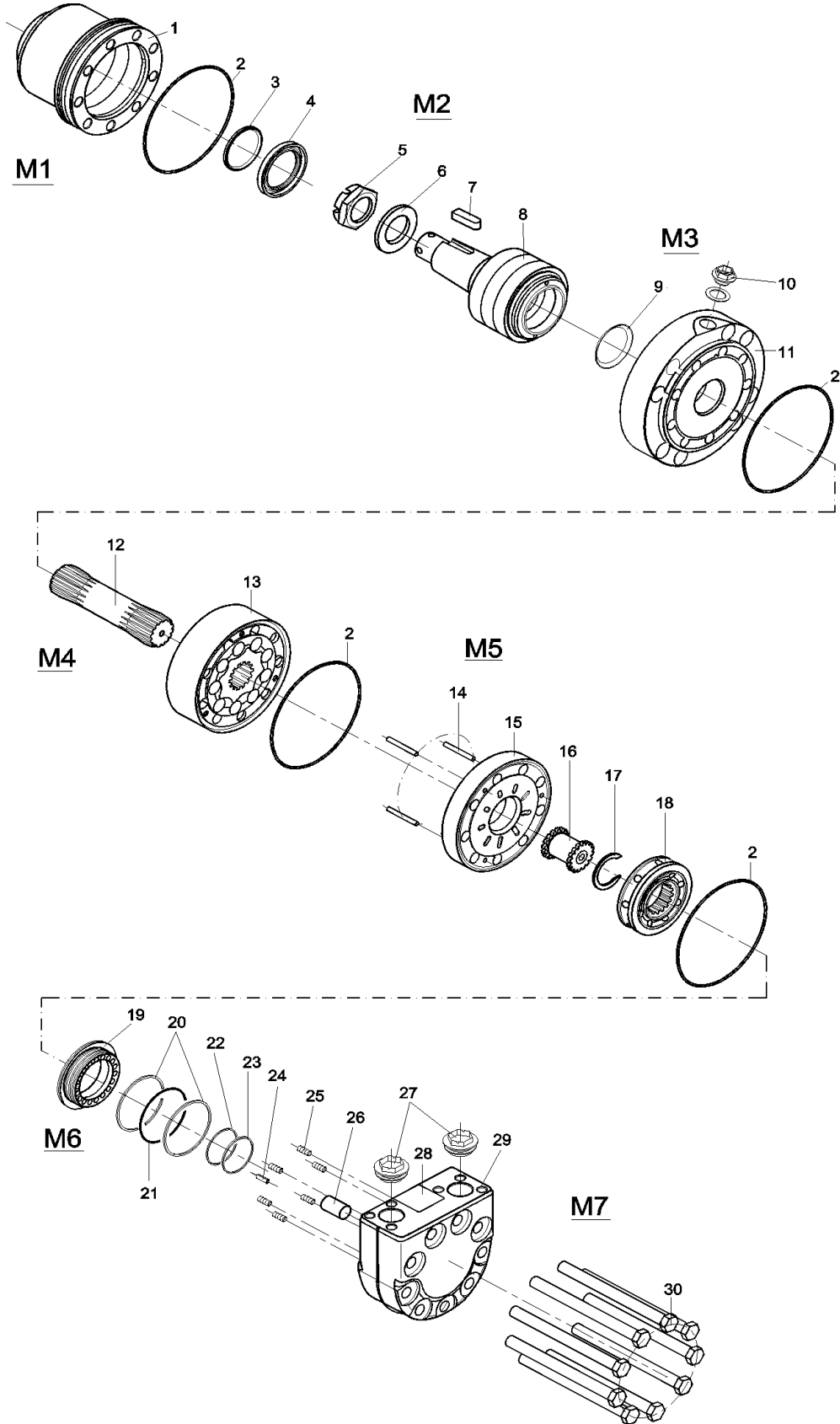
Hydr.motor TMT 315

Item Ref	Description Benennung	Order no Bestellungsnr.	pcs Men	Notes Anmerkung
	Hydr.motor	Hydr. Motor	8-8980	1 Danfoss TMT 315 (151Z3236)
	Seal kit	Dichtssatz	8-8970-5	1 151Z2073
1	Flange+housing Modul M1	Flansch+Gehäuse Modul M1	8-8910 M1	1 151Z2031 1 Includes parts ref 2,3,4 Enthaltet Stück Nr. 2,3,4
* 2	O-ring	O-ring	M1	1 125x2
* 3	Dust seal	Staubdichtung	M1	1 45x52x4
* 4	Shaft seal	Öldichtung	M1	1 45x65x7
	Shaft	Achse	8-8911	1 151Z2030
	Modul M2	Modul M2	M2	1 Includes parts ref 5,6,7,8 Enthaltet Stück Nr. 5,6,7,8
5	Nut	Mutter	M2	1 M30x2mm
6	Washer	Scheibe	M2	1 56x31x4mm
7	Key	Keil	M2	1 28x12x8mm
8	Shaft	Achse	M2	1 ϕ 45mm 1:10 includes bearing Enthaltet Lager
* 9	Conical seal	Dichtkegel	M3	1
10	Plug	Stopfen	M3	1 plastic G=3/8"
11	Motor flange (with drain port g 3/8") Modul M3	Motorflansch Modul M3	8-8912 M3	1 Includes parts ref 9,10,11,2 Enthaltet Stück Nr. 9,10,11,2
	Gear set Modul M4	Zahnradatz Modul M4	8-8980-3 M4	1 TMT315 (151Z2149) 1 Includes parts ref 12,13,2 Enthaltet Stück Nr. 12,13,2
12	Cardan axle TMT315	Gelenkwelle	M4	1 L = 129mm
13	Gear set TMT315	Zahnradatz	M4	1 B = 40,5 mm
	Valve compl. Modul M5	Ventil vollst. Modul M5	8-8913	1 151Z2053 Includes parts ref 14,15,16,17,18,2 Enthaltet Stück Nr. 14,15,16,17,18,2
14	Guide pin	Führung	M5	3 ϕ 4x40mm
15	Plate	Platte	M5	1
16	Drive gear	Antriebsritzel	M5	1 For valve
17	Stopper	Stopper	M5	1
18	Disc valve	Tellerventil	M5	1

X = Order as required Ordnung, wie angefordert
 NS = Not saw side Not saw side
 SS = Saw side Saw side

Hydr.motor TMT 315

Hydr. Motor TMT 315



151Z10.10.10

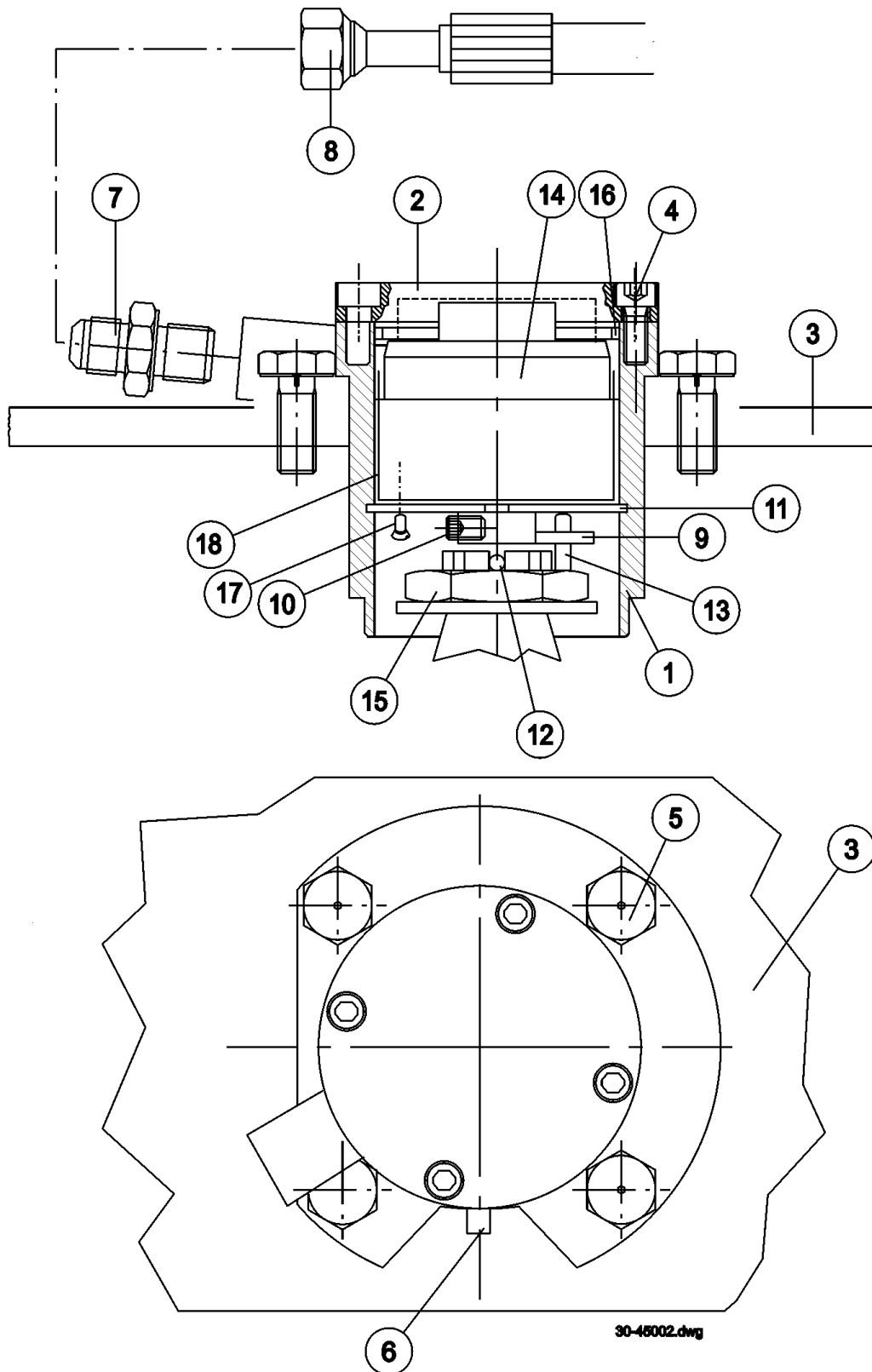
Hydr. Motor TMT 315

Hydr.motor TMT 315

Item Ref	Description Benennung		Order no Bestellungsnr.	pcs Men	Notes Anmerkung
19	Balance plate	Gegengewicht	M6	1	
* 20	Support ring	Stützring	M6	2	66,6x1mm
* 21	O-ring	O-ring	M6	1	63x2mm
* 22	Support ring	Stützring	M6	1	44,1x1mm
* 23	O-ring	O-ring	M6	1	40x2mm
24	Guide pin	Führung	M6	1	∅ 5x14mm
25	Spring	Feder	M6	6	18x3,6mm
26	Spacer	Distanzstück	M6	1	∅ 16x24mm
27	Plug	Stopfen	M6	2	G = 3/4" plastic
28	Sign plate	Typenschild	M6	1	
29	End cover Modul M6	Giebeldeckel Modul M6	8-8914	1	151Z2144 port connection G3/4" Includes parts ref 19,20,21,22,23,24,25,26,27,28Ent haltet Stück Nr. 19,20,21,22,23,24,25,26,27,28
30	Bolt	Bolzen	M7	9	TMT315
	Bolt kit	Schraubensatz	8-8980-12	1	151Z2091 12x150
	Modul M7	Modul M7			Includes parts ref 30 Enthaltet Stück Nr. 30
	Hose connectors for TMT motor:				
JIC	Angle nipple	Winkelnippel	8-9715-17	2	R3/4"-11/16"UNF
	Double nipple	Doppelnippel	8-9710-12	1	Saw motor overflow Sägemotor Überfluß
R	Angle nipple	Winkelnippel	8-9512-18	2	R3/4"
	Double nipple	Doppelnippel	8-9500-12	1	Saw motor overflow Sägemotor Überfluß

Track measuring system

Längenausmass



Track measuring system

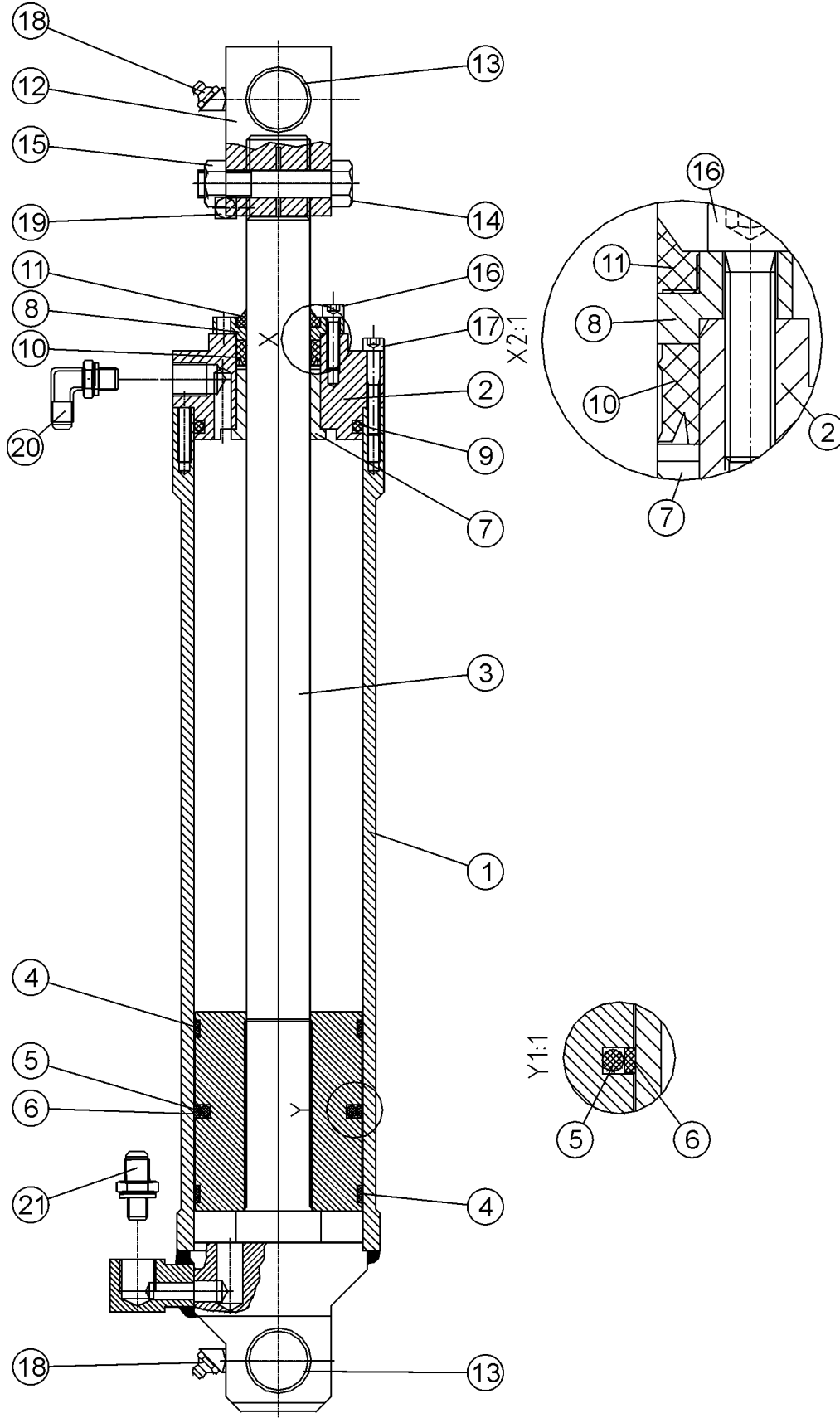
Längenausmass

Item Ref	Description Benennung		Order no Bestellungsnr.	pcs Men	Notes Anmerkung
1	Housing Gehäuse		20-45002	1	SS / NS Track measuring system Längenausmass
2	Cover Deckel		3-2151-1	1	
3	Track housing Raupen			1	
4	Allen screw Inbusschraube		9-0206-16	4	M6x16
5	Screw, hex Sechskantschraube		9-0010-20	4	M10x20
6	Key Keil		8-9012-3	1	6*6*30
7	Double nipple Doppelnippel		8-9500-12	1	3/8"-3/8" / 8F40X-S
	Double nipple Doppelnippel		8-9710-16	1	R3/8"-7/8" JIC
8	Hose Schlauch		-	1	
9	Rotor Rotor		3-5125-1	1	
10	Allen screw Inbusschraube		9-0406-20	4	M6x20
11	Circlip Sicherungsring		9-1663	2	ø63x2
12	Split pin Splint		9-1806-63	1	ø6,3x63
13	Allen screw Inbusschraube		9-0204-45	1	M4x45
14	Sensor Geber		3-2150-86	1	EMETA MA 300/50 puls
	Wire Leitung		3-2150-88	1	5m Emeta
	Wire Leitung		3-2150-89	1	2m Emeta
	Wire Leitung		3-2152-17	1	5m Leine&Linde
15	Special nut Spezialmutter		3-5116-13	1	OMT/TMT
16	O-ring O-ring		9-2055	1	ø55*2,5
17	Countersunk screw Senkschraube		9-0304-08	3	M4x8
18	Plastic sleeve Plastikhülse		80-75002	1	EMETA ø58/63

X = Order as required Ordnung, wie angefordert
NS = Not saw side Not saw side
SS = Saw side Saw side

Cylinder, track

Raupenzylinder



Track cylinder

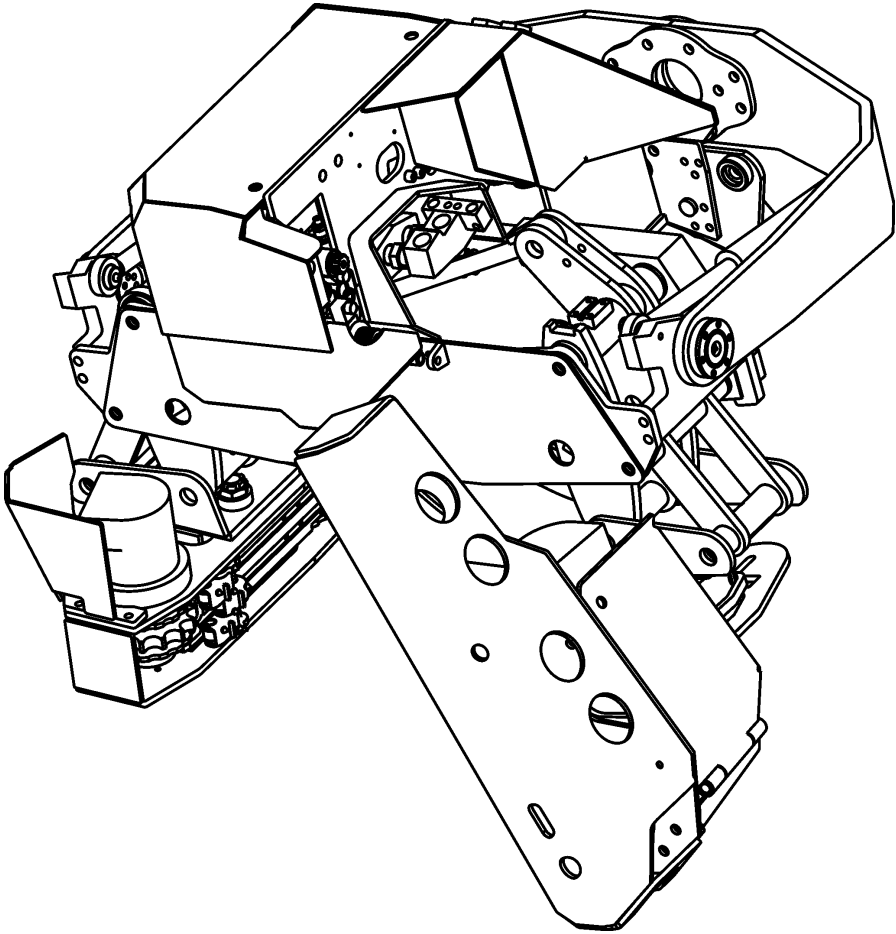
Raupenzylinder

Item Ref	Description Benennung		Order no Bestellungsnr.	pcs Men	Notes Anmerkung
	Track cylinder	Raupenzylinder	30-40203	1	.
	Seal kit	Dichtssatz	9-2180-30	1	Parts marked with * are included to the seal kit
1	Cylinder pipe	Zylinderaufbuchse	3-5014-6	1	
2	Guide sleeve	Führungshülse	3-4014-1	1	
3	Piston and stem	Kolbe und stange	30-40202	1	ø80/30
* 4	Slide ring	Gleitring	9-2407-4	2	2.5x7.7x240
	Slide ring	Gleitring	9-2407-41	2	80x8,1x2,5
* 5	O-ring	O-ring	9-2063	1	OR 63.0x5.3
* 6	Piston seal	Kolbendichtung	9-2274	1	Shamban 3.5x74/80
	Piston seal	Kolbendichtung	9-2274-1	1	80x74x6 thermoplastic
7	Sliding sleeve	Gleithülse	3-3014-3	1	ø30/40x36
8	Scraper	Abwischer	3-4014-2	1	
* 9	O-ring	O-ring	9-2069	1	OR 69.2x5.7
* 10	Stem seal	Kolbenstangendichtung	9-2330	1	NI 300 ø30/40-10
* 11	Wiper ring	Reinigender Ring	9-2530	1	AUAS x 2 ø30/40-7/10
12	Stem eye	Armöse	3-3015-3	1	
13	Bushing	Buchse	8-5028-2	6	WB 800 ø28/31-30
14	Screw, hex	Sechskantschraube	9-0212-65	2	M12x65
15	Lock nut	Schlossmutter	9-1112	2	M12 Nyloc
16	Allen screw	Inbusschraube	9-0206-2	7	M6x20
17	Allen screw	Inbusschraube	9-0206-4	21	M6x40
18	Grease nipple	Schmiernippel	9-2805	2	R1/8" 45°
19	Retaining screw	Sicherungsschraube	9-0406-10	1	M6x10
20	Angle nipple	Winkelnippel	8-9715-12	1	3/8"-3/4" UNF
21	Double nipple	Doppelnippel	8-9710-11	1	3/8"

X = Order as required Ordnung, wie angefordert
NS = Not saw side Not saw side
SS = Saw side Saw side

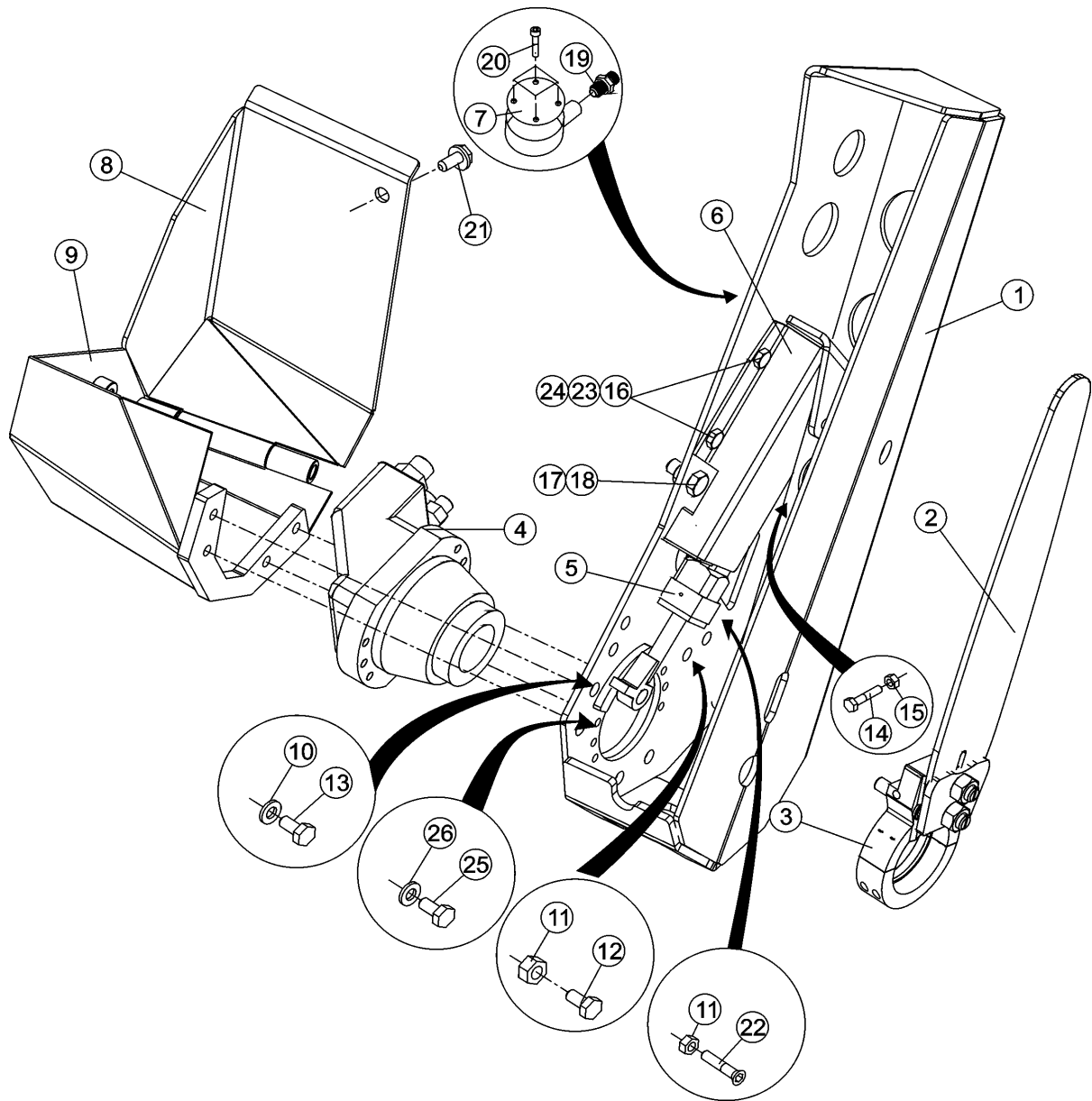
Saw casing

Sägegehäuse



Saw casing

Sägegehäuse



Saw casing

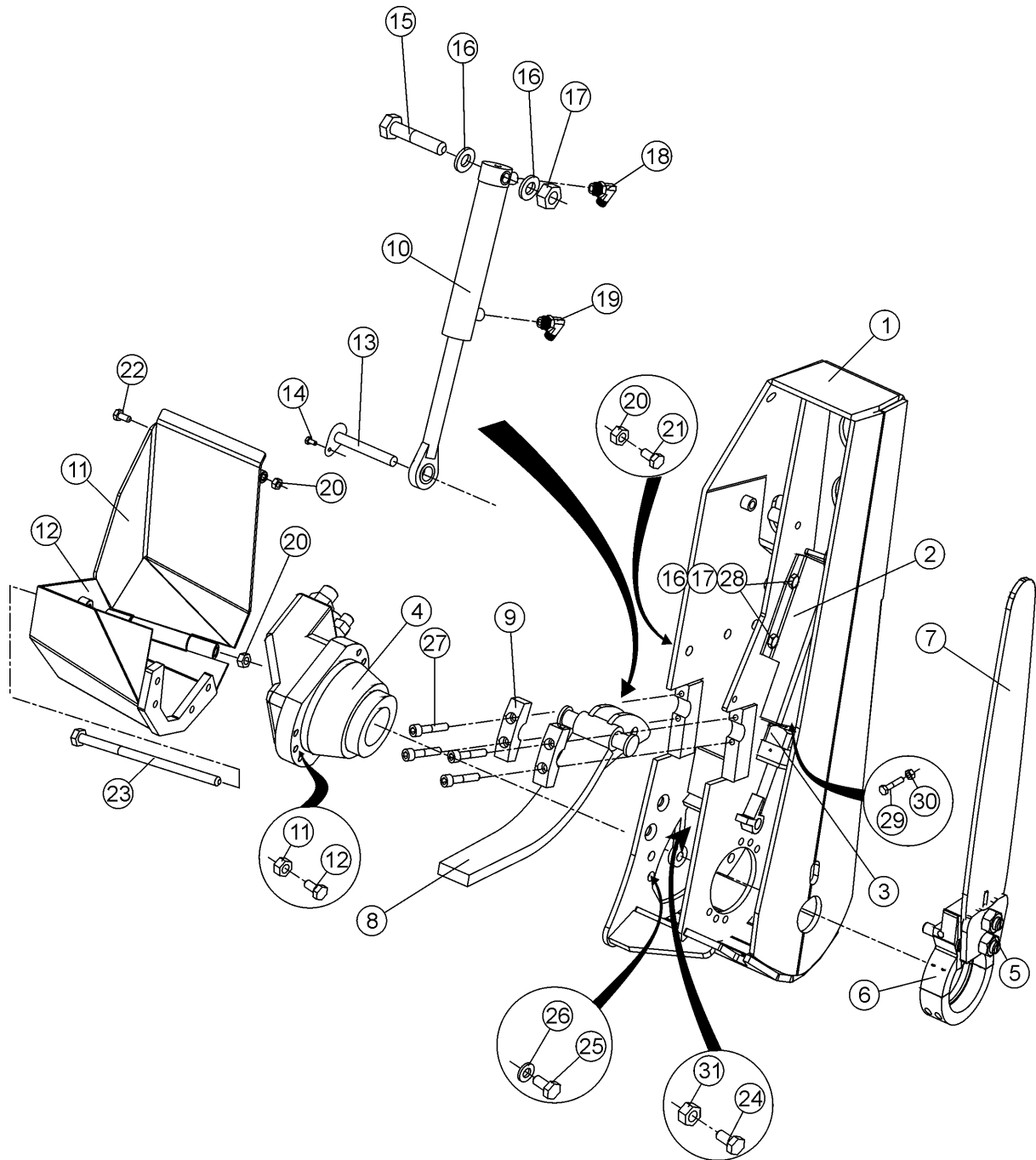
Sägegehäuse

Item Ref	Description Benennung		Order no Bestellungsnr.	pcs Men	Notes Anmerkung
1	Housing	Gehäuse	25-55220	1	
2	Saw bar	Sägestab	8-0025-8B	1	25"
	Saw chain	Sägekette	8-0025-5	1	Stihl HC85
3	Saw bar mount	Sägestabeinfassung	4-4113-10	1	See page 62
4	Hydr.motor	Hydr. Motor	8-9021	1	Volvo F11-19/R
	Hydr.motor	Hydr. Motor	8-9021-6	1	Volvo F11-19/K
5	Cylinder,saw	Zylinder,Säge	4-4131-1	1	See page 72
	Bolt	Bolzen	30-55205	1	Top of saw cylinder Oberteil, sägezylinder
6	Sensor cover	Geberschutz	25-95026	1	Inductive sensor Induktiv geber
	Sensor cover	Geberschutz	20-55200	1	Sensor, rotating Geber, rotierend
7	Cover	Deckel		1	Electrics housing (welded to saw housing)
8	Protective cover Schutzdeckel		25-55029	1	For fittings, see Tower&Tracks
9	Protective cover Schutzdeckel		25-95208	1	For fittings, see Tower&Tracks
10	Lock washer	Sicherungsscheibe	9-1316	X	M16 Nordlock
11	Lock nut	Schlossmutter	9-1116-K	X	M16 Nyloc (high)
12	Screw, hex	Sechskantschraube	9-0016-4	4	M16x40 10.9 DIN933
13	Screw, hex	Sechskantschraube	9-0016-5	2	M16x50
14	Screw, hex	Sechskantschraube	30-55205	1	M12x90
15	Nut	Mutter	9-1012	1	M12
16	Screw, hex	Sechskantschraube	9-0012-25	2	M12x25
17	Screw, hex	Sechskantschraube	9-0216-35	3	M16x35
18	Lock nut	Schlossmutter	9-1116	X	M16 Nyloc
19	Double nipple	Doppelnippel		1	
20	Allen screw	Inbusschraube	9-0206-16	4	M6x16
21	Flanged hex. screw	Schraube mit Flansch	9-0016-25E	1	M16x25
22	Countersunk screw	Senkschraube	9-0316-5	X	M16x50
23	Lock nut	Schlossmutter	9-1112	X	M12 nyloc
24	Washer	Scheibe	9-1212	2	M12
25	Allen screw	Inbusschraube	9-0210-3	X	M10x30
26	Lock washer		9-1310	X	M10 Nordlock
	Fastener	Halter	25-55219	1	Saw lubrication Sägeschmierung
	Screw, hex	Sechskantschraube	9-0010-35	1	M10x35
	Lock washer	Sicherungsscheibe	9-1310	X	M10 Nordlock

X = Order as required Ordnung, wie angefordert
 NS = Not saw side Not saw side
 SS = Saw side Saw side

Saw casing with rear knife

Sägegehäuse mit hintermesser



Saw casing with rear knife

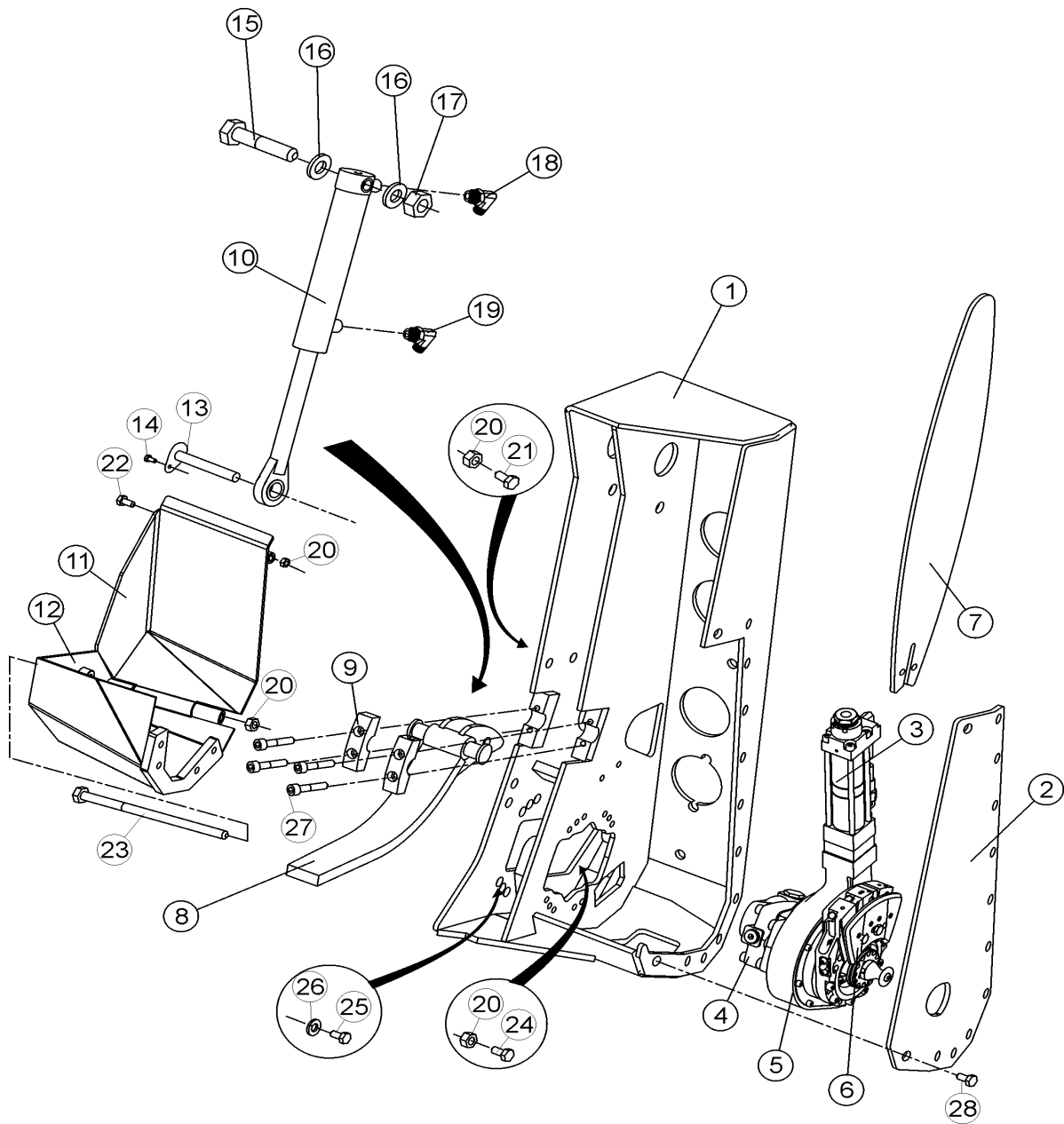
Sägegehäuse mit hintermesser

Item Ref	Description Benennung		Order no Bestellungsnr.	pcs Men	Notes Anmerkung
1	Housing	Gehäuse	3-3070-1	1	
2	Cover	Schutz	4-2117-1	1	
3	Cylinder,saw	Zylinder,Säge	4-4131-1	1	
4	Hydr.motor	Hydr. Motor	8-9021	1	Volvo F11-19/R
	Hydr.motor	Hydr. Motor	8-9021-6	1	Volvo F11-19/K
5	Chain tensioner	Kettenspanner	4-6135-3	1	KETO
	Chain tensioner	Kettenspanner	20-95209	1	Auxiliary. Zusatz.
6	Saw bar mount	Sägestabeinfassung	4-4113-10	1	KETO
7	Saw bar	Sägestab	8-0025-8B	1	25"
	Saw chain	Sägekette	8-0025-5	1	Stihl HC85
8	Rear knife	Hintermesser	3-3068	1	150HS
9	Attachment	Halter	4-2118-1	2	150HS
10	Cylinder,rear knife	Zylinder,hintermesser	20-16009	1	
11	Protective cover Schutzdeckel		25-55029	1	For fittings, see Tower&Tracks
12	Protective cover Schutzdeckel		25-95208	1	For fittings, see Tower&Tracks
13	Dowel	Führungsbolzen	4-2118-2	1	Ø20x45
14	Screw, hex	Sechskantschraube	9-0308-16	1	M8x16
15	Allen screw	Inbusschraube	9-0212-7	1	M12x70
16	Washer	Scheibe	9-1212	2	M12
17	Lock nut	Schlossmutter	9-1112	2	M12 nyloc
18	Angle nipple	Winkelnippel		1	
19	Angle nipple	Winkelnippel		1	
20	Lock nut	Schlossmutter	9-1116	X	M16 Nyloc
21	Screw, hex	Sechskantschraube	9-0216-35	X	M16x35
22	Screw, hex	Sechskantschraube	9-0017-3	1	M16x130
23	Screw, hex	Sechskantschraube	9-0018-6	1	M16x260
24	Screw, hex	Sechskantschraube	9-0016-4	X	M16x40 10.9 DIN933
25	Screw, hex	Sechskantschraube	9-0016-5	X	M16x50
26	Lock washer	Sicherungsscheibe	9-1316	X	M16 Nordlock
27	Allen screw	Inbusschraube	9-0210-4	4	M10x40
28	Screw, hex	Sechskantschraube	9-0012-25	2	M12x25
29	Screw, hex	Sechskantschraube	30-55205	1	M12x90
30	Nut	Mutter	9-1012	1	M12
31	Lock nut	Schlossmutter	9-1116-K	X	M16 Nyloc (high)

X = Order as required Ordnung, wie angefordert
 NS = Not saw side Not saw side
 SS = Saw side Saw side

Saw casing with rear knife

Sägegehäuse mit hintermesser



Saw casing with rear knife

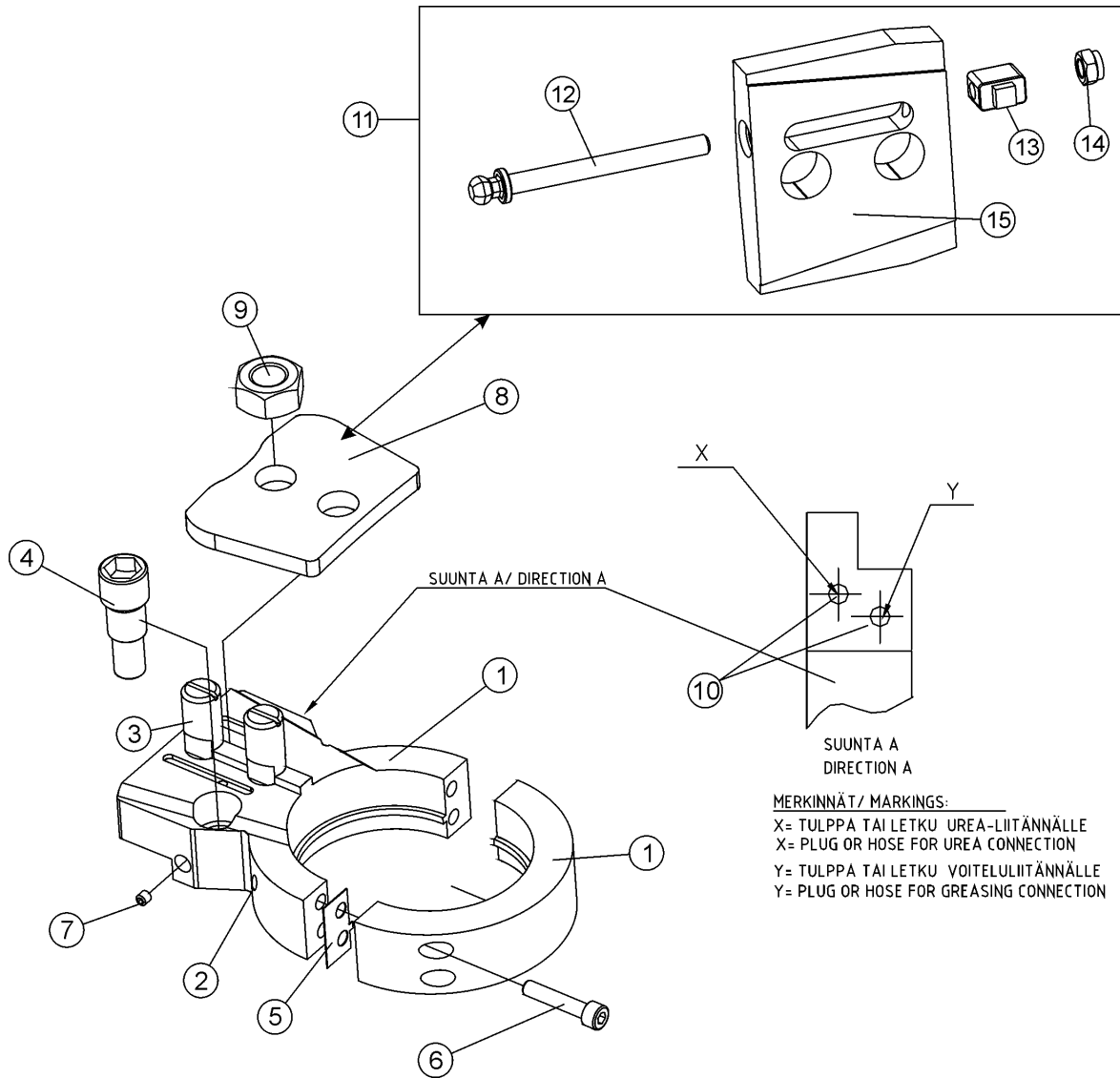
Sägegehäuse mit hintermesser

Item Ref	Description Benennung	Order no Bestellungsnr.	pcs Men	Notes Anmerkung
	Saw casing with rear knife Sägegehäuse mit hintermesser		1	Compl. Hultdin Vollst.
1	Housing Gehäuse		1	Hultdin
2	Protective cover Schutzdeckel		1	
3	Cylinder,saw Zylinder,Säge		1	See page 72
4	Hydr.motor Hydr. Motor		1	
	Hydr.motor Hydr. Motor		1	
5	Attachment Halter		1	
6	Saw bar mount Sägestabeinfassung		1	Hultdin
7	Saw bar Sägestab	8-0025-8B	1	25"
	Saw chain Sägekette	8-0025-5	1	Stihl HC85
8	Rear knife Hintermesser		1	
9	Attachment Halter		2	
10	Cylinder,rear knife Zylinder,hintermesser		1	
11	Protective cover Schutzdeckel		1	For fittings, see Tower&Tracks
12	Protective cover Schutzdeckel		1	For fittings, see Tower&Tracks
13	Dowel Führungsbolzen	4-2118-2	1	Ø20x45
14	Screw, hex Sechskantschraube	9-0308-16	1	M8x16
15	Allen screw Inbusschraube	9-0212-7	1	M12x70
16	Washer Scheibe	9-1212	2	M12
17	Lock nut Schlossmutter	9-1112	2	M12 nyloc
18	Angle nipple Winkelnippel		1	
19	Angle nipple Winkelnippel		1	
20	Lock nut Schlossmutter	9-1116	3	M16 Nyloc
21	Screw, hex Sechskantschraube	9-0216-35	3	M16x35
22	Screw, hex Sechskantschraube	9-0017-3	1	M16x130
23	Screw, hex Sechskantschraube	9-0018-6	1	M16x260
24	Screw, hex Sechskantschraube	9-0016-4	4	M16x40 10.9 DIN933
25	Screw, hex Sechskantschraube	9-0016-5	2	M16x50
26	Lock washer Sicherungsscheibe	9-1316	X	M16 Nordlock
27	Allen screw Inbusschraube	9-0210-4	4	M10x40
28	Screw, hex Sechskantschraube	9-0016-2	12	M16x20

X = Order as required Ordnung, wie angefordert
 NS = Not saw side Not saw side
 SS = Saw side Saw side

Saw bar mount

Sägestabeinfassung



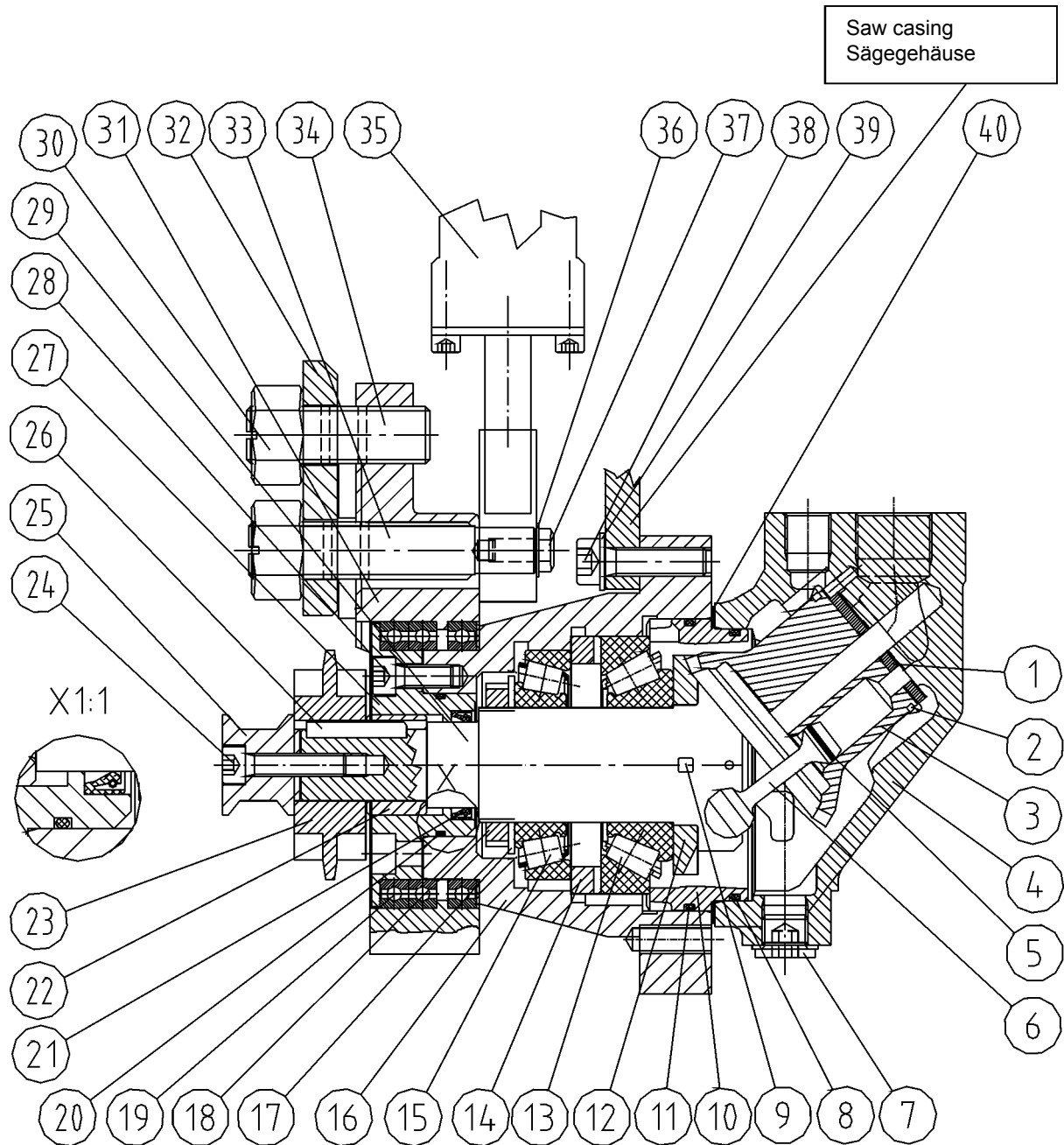
Saw bar mount

Sägestabeinfassung

Item Ref	Description Benennung		Order no Bestellungsnr.	pcs Men	Notes Anmerkung
1	Saw bar mount	Sägestabeinfassung	25-55003	1	F11-19
2	Grease nipple	Schmiernippel	9-2800	1	R1/8"
3	Screw	Schraube	4-4150-1	2	short
4	Cylinder pin	Zylinderstift	20-55070	1	Cylinder,saw Zylinder,Säge
5	Shim	Regelplatte	-	2	
6	Allen screw	Inbusschraube	9-0210-5	4	M10x50
7	Retaining screw	Sicherungsschraube	9-0406-10	1	M6x10
8	Mounting plate	Befestigungsplatte	4-3135-2	1	
9	Nut	Mutter	9-1020	1	M20
10	Hose	Schlauch	8-9307-61	1	0,5m with cover spiral 1/8"BSPT - 1/4" BSP SK
11	Chain tensioner	Kettenspanner	20-95209	1	Auxiliary. Zusatz.
12	Adjusting screw	Einstellungsschraube	20-15204	1	
13	Tension adjustment piece Spannung Justage teil		20-15203	1	
14	Nut	Mutter	9-1008-1	1	M8 special
15	Lock plate	Verriegelungsplatte	20-15205	1	
	Plug	Stopfen	8-9620-11	1	R1/8"
	Hose	Schlauch	-	1	Saw lubrication Sägeschmierung
	Reducing nipple	Reduzierstück	8-9702-13	1	SK 1/4"-UK 9/16" JIC
	Check valve	Richtungsventil	8-3005-1	1	R1/4"
	Seal, USIT	Dichtung, USIT	9-1914-20	1	1/4"
	Hose	Schlauch	-	1	Saw lubrication Sägeschmierung -> Valve block Ventilblock

Saw motor and bar mount

Sägestabeinfassung und motor



Saw motor and bar mount

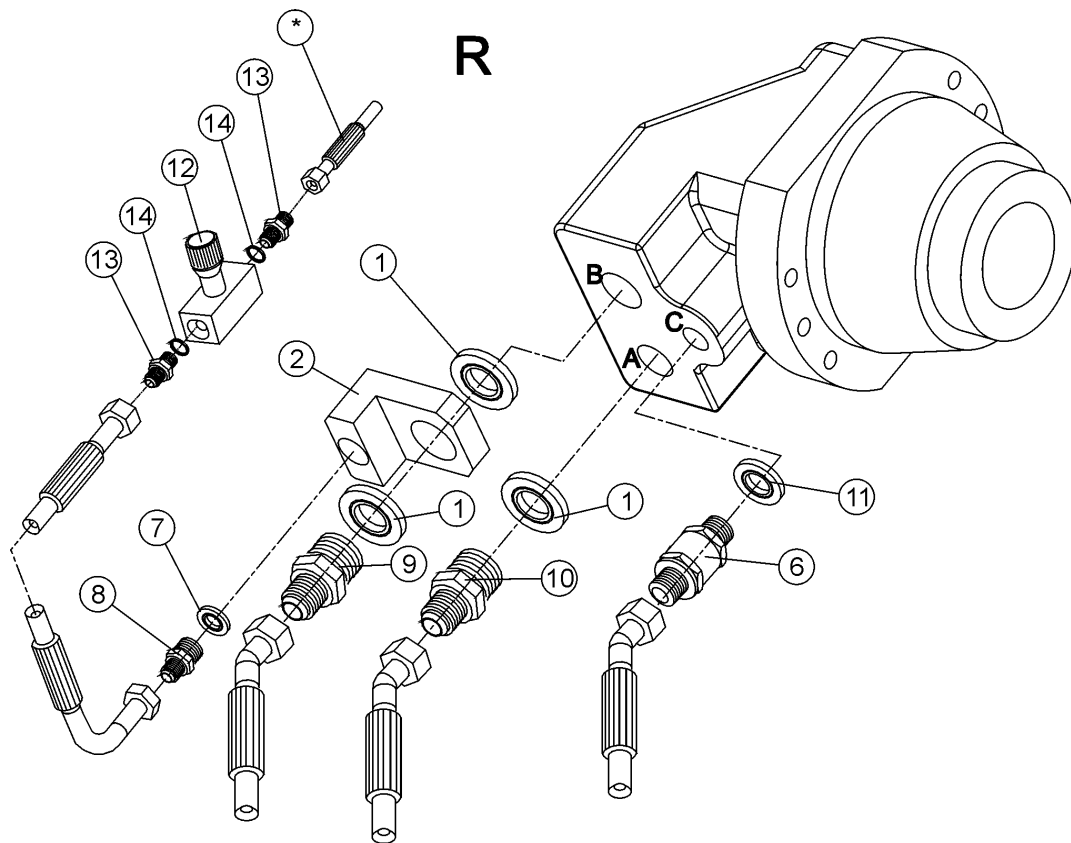
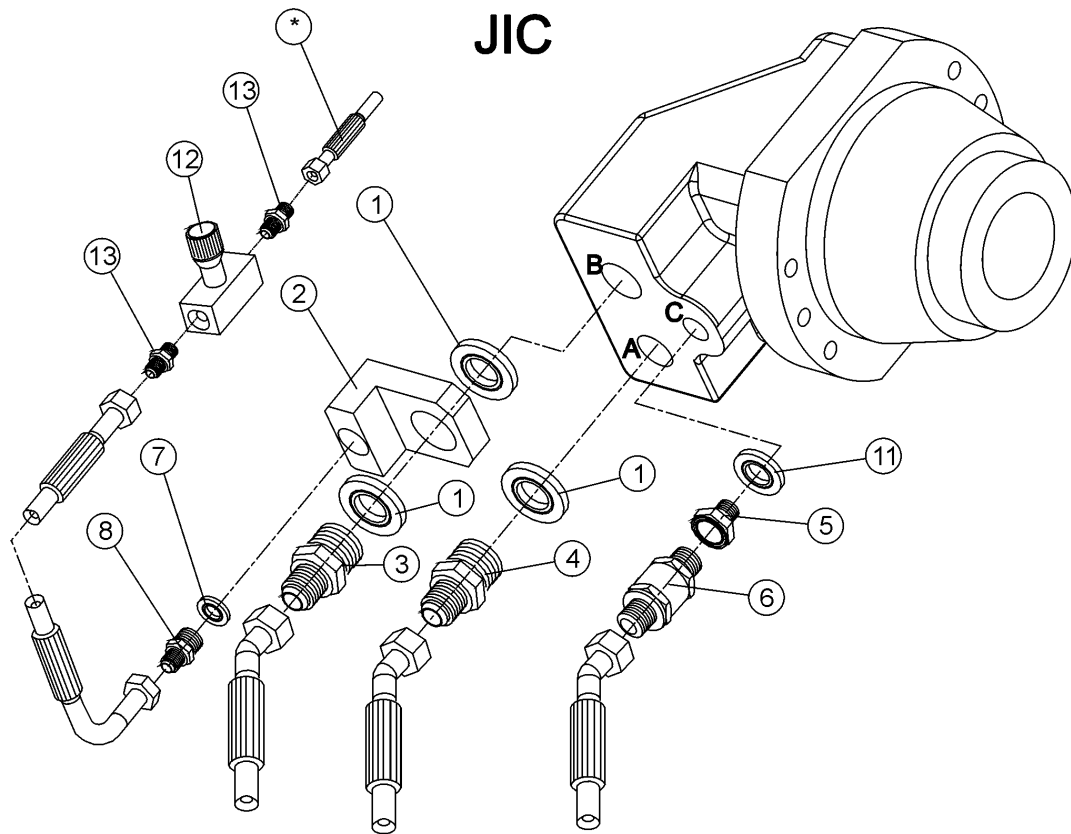
Sägestabeinfassung und motor

Item Ref	Description Benennung	Order no Bestellungsnr.	pcs Men	Notes Anmerkung	
	Hydr.motor	Hydr. Motor	8-9021	1	Volvo F11-19/R
	Hydr.motor	Hydr. Motor	8-9021-6	1	Volvo F11-19/K
	Seal kit	Dichtssatz	8-9021-5	1	Includes parts ref 8,11,20,21 Enthaltet Stück Nr. 8,11,20,21
1	Valve plate	Ventilplatte	8-9021-7	1	(72846)
2	Cylinder drum retainer	Laufbuchsehalter	8-9021	1	(72686)
3	Cylinder barrel	Laufbuchse	8-9021	1	(3702959)
4	Cylinder block	Zylinderblock	8-9021	1	(3706487)
	Repair kit	Reparatursatz	8-9021-K	1	Includes parts ref 1, 2, 3, 6 and seal kit Enthaltet Stück Nr. 1, 2, 3, 6 und dichtsatz
5	Piston ring	Kolbenring	8-9021	15	(3705969)
6	Piston	Kolbe	8-9021-8	5	Compl.with piston rings(3708658)
7	Plug	Stopfen	8-9021	1	R 3/8" (944506)
8	O-ring	O-ring	-	1	OR 89.5x3
9	Key	Keil	8-9021	1	(3792207) for timing gear
10	Guide sleeve	Führungshülse	8-9021	1	(3797260) includes o-rings
11	O-ring	O-ring	-	1	OR 94.5x3
12	Timing gear	Steuerrad	8-9021	1	(3795833)
13	Bearing	Lager	8-9021	1	(3797156)
14	Spacer ring	Zwischenring	8-9021	1	(73384)
15	Bearing	Lager	8-9021	1	(118202)
16	Bearing housing	Lagerghäuse	4-4115	1	
17	Lock washer	Sicherungsscheibe	8-9021	1	(907026)
18	Shaft nut	Achsmutter	8-9021	1	(906636)
19	Bearing	Lager	8-3101-1	2/3	61816-2RS
	Bearing	Lager	8-3101-2	1/3	61816-Y
20	O-ring	O-ring	9-2045-2	1	OR 45x2
21	Shaft seal	Öldichtung	9-2305-3	1	ø30/40-6
22	Bush	Hülse	4-4145-3	1	
23	Drive sprocket	Kettenrad	8-9112-1	1	Z=11
24	Allen screw	Inbusschraube	9-0208-35	1	M8x35
	Lock washer		9-1308	1	Nordlock M8
25	Bush	Hülse	4-4147-2	1	
26	Key	Keil	8-9021-3	1	Volvo F11-19 8x7-35
27	End plate	Endplatte	4-4148-3	1	double shaft seal
28	Allen screw	Inbusschraube	9-0208-2	8	M8x20
29	Drive shaft	Antriebsachse	8-9021-9	1	(3796087)
30	Nut	Mutter	9-1020	2	M20
31	Saw bar mount	Sägestabeinfassung		1	With M10 thread See page 67
32	Chain tensioner	Kettenspanner	20-95209	1	See page 67
33	Screw	Schraube	4-4150-2	1	Cylinder pin Zylinderstift
34	Screw	Schraube	4-4150-1	1	Flange fixing Flansch
35	Cylinder,saw	Zylinder,Säge	4-6132	1	Compl. Vollst. see page 60
36	Washer	Scheibe	9-3008-25	X	M8/25
37	Screw, hex	Sechskantschraube	9-0010-3	1	M8x20
38	Screw, hex	Sechskantschraube	9-0010-45	6	M10x45
39	Lock washer	Sicherungsscheibe	9-1310	X	Nordlock M10
40	Shim	Regelplatte	-	1	

X = Order as required/Ordnung, wie angefordert

Motor hose connectors

Verschraubungen / motor



Motor hose connectors

Verschraubungen / motor

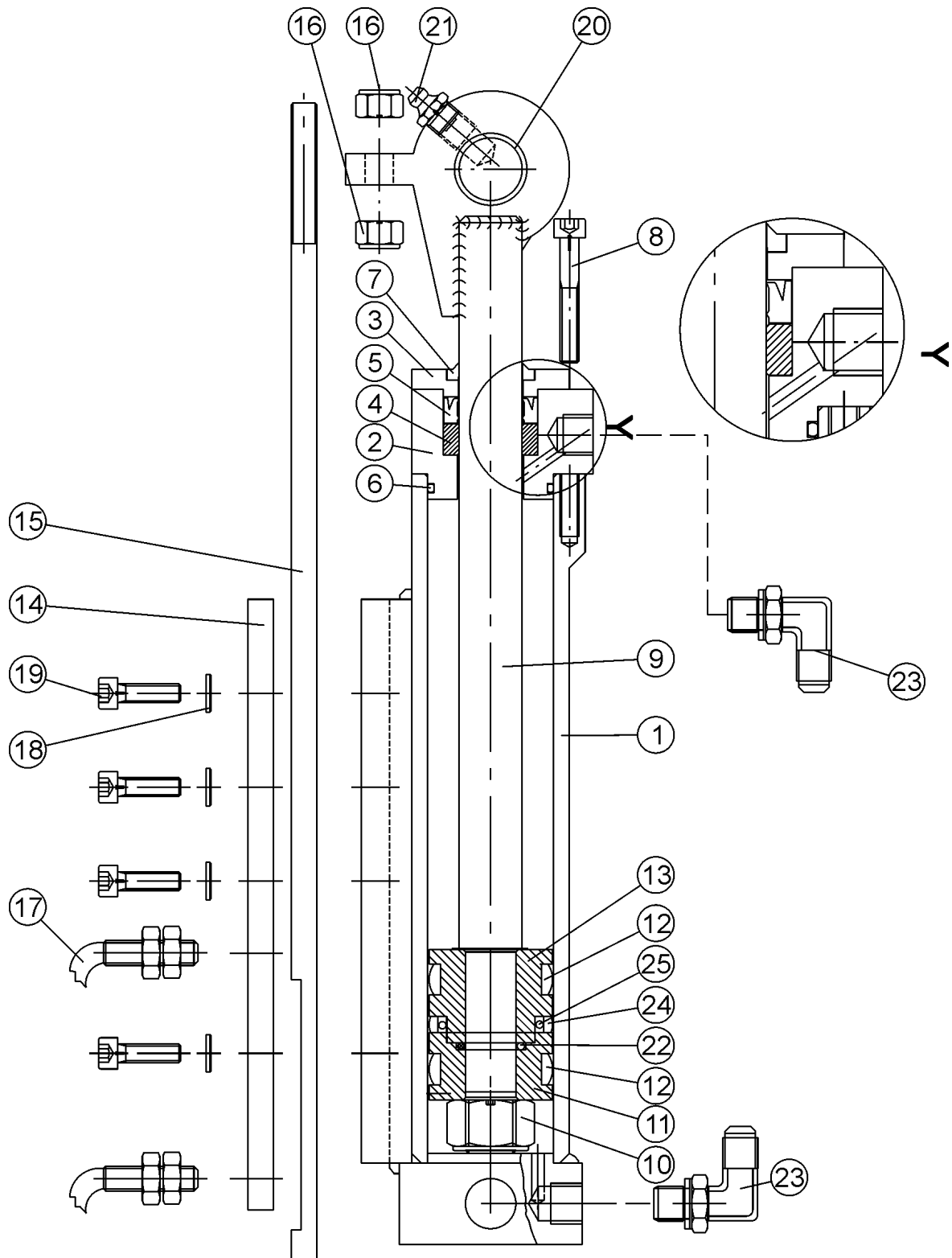
Item Ref	Description Benennung		Order no Bestellungsnr.	pcs Men	Notes Anmerkung
1	Seal, USIT	Dichtung, USIT	9-1927-35	X	3/4"
2	Adapter	Adapter	20-75216	1	KETO
3	Double nipple	Doppelnippel	4-5142-13	1	R3/4"-UNF 1 1/16"
4	Double nipple	Doppelnippel	8-9710-17	1	R3/4"-1 1/16"UNF
5	Reducing nipple	Reduzierstück	8-9515-21	1	3/8-BSP-3/4 JIC
6	Check valve	Richtungsventil	8-3005-05	1	R3/8"
7	Seal, USIT	Dichtung, USIT	9-1918-25	1	9/16"
8	Double nipple	Doppelnippel	8-9710-10	1	R1/4"-9/16UNF
	Restrictor	Drosselblende	9-0430-3	1	1/4"x10 ø7mm
9	Double nipple	Doppelnippel	8-9500-21	1	KETO
10	Double nipple	Doppelnippel	8-9500-10	1	R1/4"-1/4" 26-0400-04
11	Seal, USIT	Dichtung, USIT	9-1917-24	1	3/8
12	Flow control valve	Durchflussregler	8-2025-14	1	1/4" 9F400S
13	Double nipple	Doppelnippel	8-9710-10	1	R1/4"-9/16UNF
	Double nipple	Doppelnippel	8-9500-10	1	R1/4"-1/4" 26-0400-04
14	Seal, USIT	Dichtung, USIT	9-1914-20	1	1/4"
*	Hose	Schlauch	-	1	Saw cylinder bottom Sägezylinderunterseite

X = Order as required

Ordnung, wie angefordert

Cylinder,saw

Zylinder,Säge



Cylinder,saw

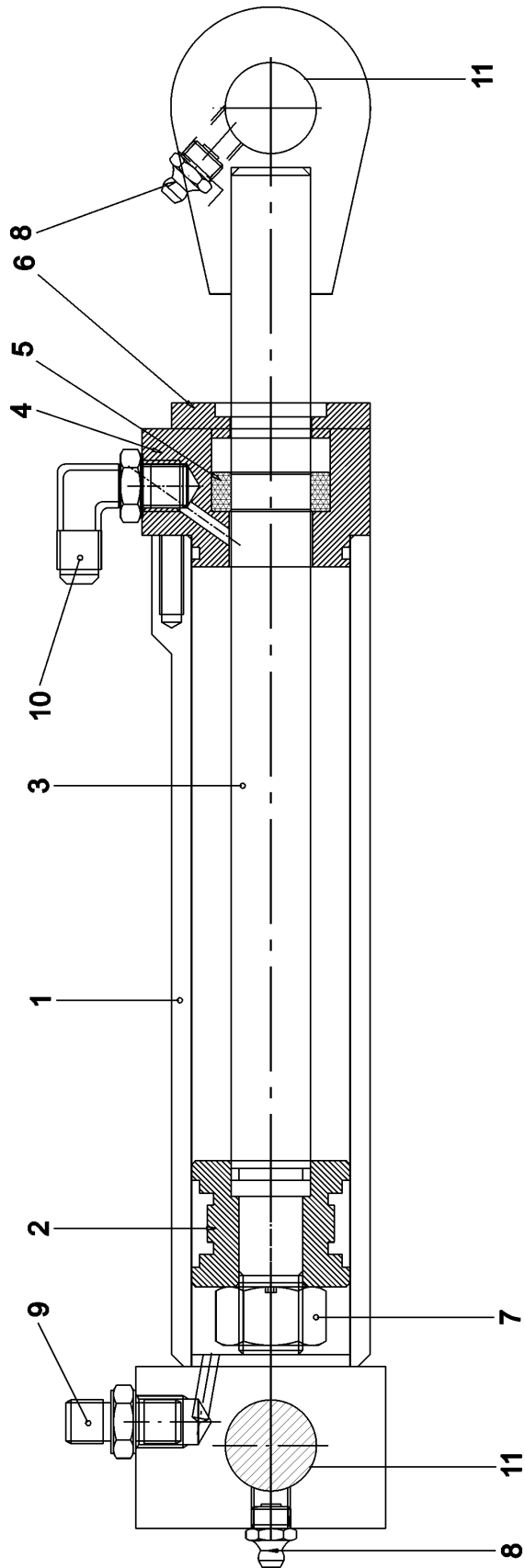
Zylinder,Säge

Item Ref	Description Benennung		Order no Bestellungsnr.	pcs Men	Notes Anmerkung
	Cylinder,saw	Zylinder,Säge	4-4131-1	1	Compl. Vollst.
	Seal kit	Dichtssatz	9-2132-16	1	Parts marked with * are included to the seal kit
1	Cylinder barrel	Laufbuchse	3-4071-2	1	
2	Guide sleeve	Führungshülse	3-4071-11	1	
3	Sliding sleeve	Gleithülse	3-4071-3	1	
4	Support ring	Stützring	3-6071-4	1	ø 20/30-10
* 5	Stem seal tung	Kolbenstangendichtung	9-2316-1	1	ø16/25-5.6
* 6	O-ring	O-ring	9-2028	1	OR 28X2,6
* 7	Wiper	Wiper	9-2516	1	16/22-3/4
8	Allen screw	Inbusschraube	9-0206-45	4	M6x45
9	Rod andstem eye	Stange und öse	3-4071-51	1	
10	Lock nut	Schlossmutter	9-1112	1	M12 nyloc
11	Piston upper part	Kolben Oberteil	3-4071-6	1	
* 12	Sliding sleeve	Gleithülse	9-2406-3	2	2,5X6,0X90
13	Piston lower part	Kolben unterteil	3-4071-7	1	
14	Mounting plate	Befestigungsplatte	3-4114-12	1	
15	Slide	Schieber	3-4114-74	1	
16	Lock nut	Schlossmutter	9-1108	2	M8 nyloc
17	Sensor	Geber	8-1000	3	M8x1 ind
	Sensor	Geber	8-1000-1	2	8 x 1 BALLUF BES516-343-E4-C-PU-3
18	Washer	Scheibe	9-1206	3	M6
19	Allen screw	Inbusschraube	9-0206-2	3	M6x20
20	Bushing	Buchse	8-5016-2	2	WB800 ø16/18-20 BRM-10
21	Grease nipple	Schmiernippel	9-2800	1	R1/8"
22	O-ring	O-ring	9-2012-1	1	OR 12X2
23	Angle nipple	Winkelnippel	8-9715-10	8	R1/4"-9/16"
24	Piston seal	Kolbendichtung	9-2217-2	1	SHAMBAN 3,2x28,6/32
25	O-ring	O-ring	9-2024-5	1	OR 24,5x2.6
	Bolt	Bolzen	30-55205	1	Top of saw cylinder Oberteil, sägezylinder

X = Order as required Ordnung, wie angefordert
 NS = Not saw side Not saw side
 SS = Saw side Saw side

Cylinder, rear knife

Zylinder, hintermesser



Cylinder, rear knife

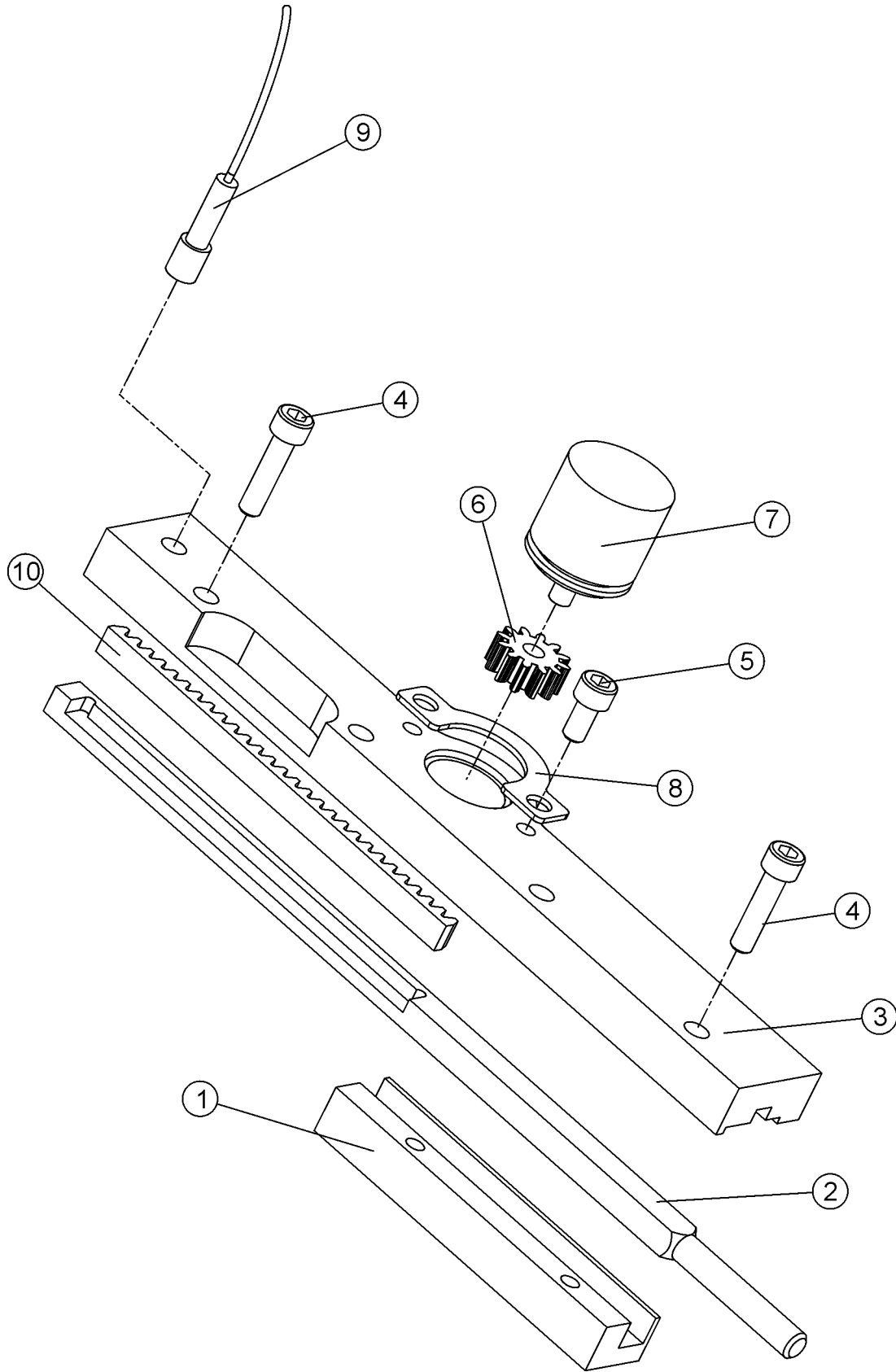
Zylinder, hintermesser

Item Ref	Description Benennung	Order no Bestellungsnr.	pcs Men	Notes Anmerkung
	Cylinder, rear knife Zylinder, hintermesser	20-16009	1	Compl. Vollst.
	Seal kit Dichtssatz	9-2140-20	1	40/20 Simco
1	Cylinder barrel Laufbuchse	20-16011	1	
2	Piston Kolbe	3-6072-2	1	
3	Rod and stem eye Stange und öse	20-16010	1	
4	Guide sleeve Führungshülse	3-6071-2	1	
5	Support ring Stützring	3-6071-4	1	ø 20/30-10
6	Wiper Wiper	3-6071-3	1	
7	Nut Mutter	9-1016	1	M16
8	Grease nipple Schmiernippel	9-2800	2	R1/8"
9	Double nipple Doppelnippel	8-9500-10	1	R1/4"-1/4"
10	Angle nipple Winkelnippel	8-9513-1	1	R1/4" 90°
11	Bushing Buchse	8-5020-2	3	WB802 ø20/23-25

X	=	Order as required	Ordnung, wie angefordert
NS	=	Not saw side	Not saw side
SS	=	Saw side	Saw side

Sensor, rotating

Geber, rotierend



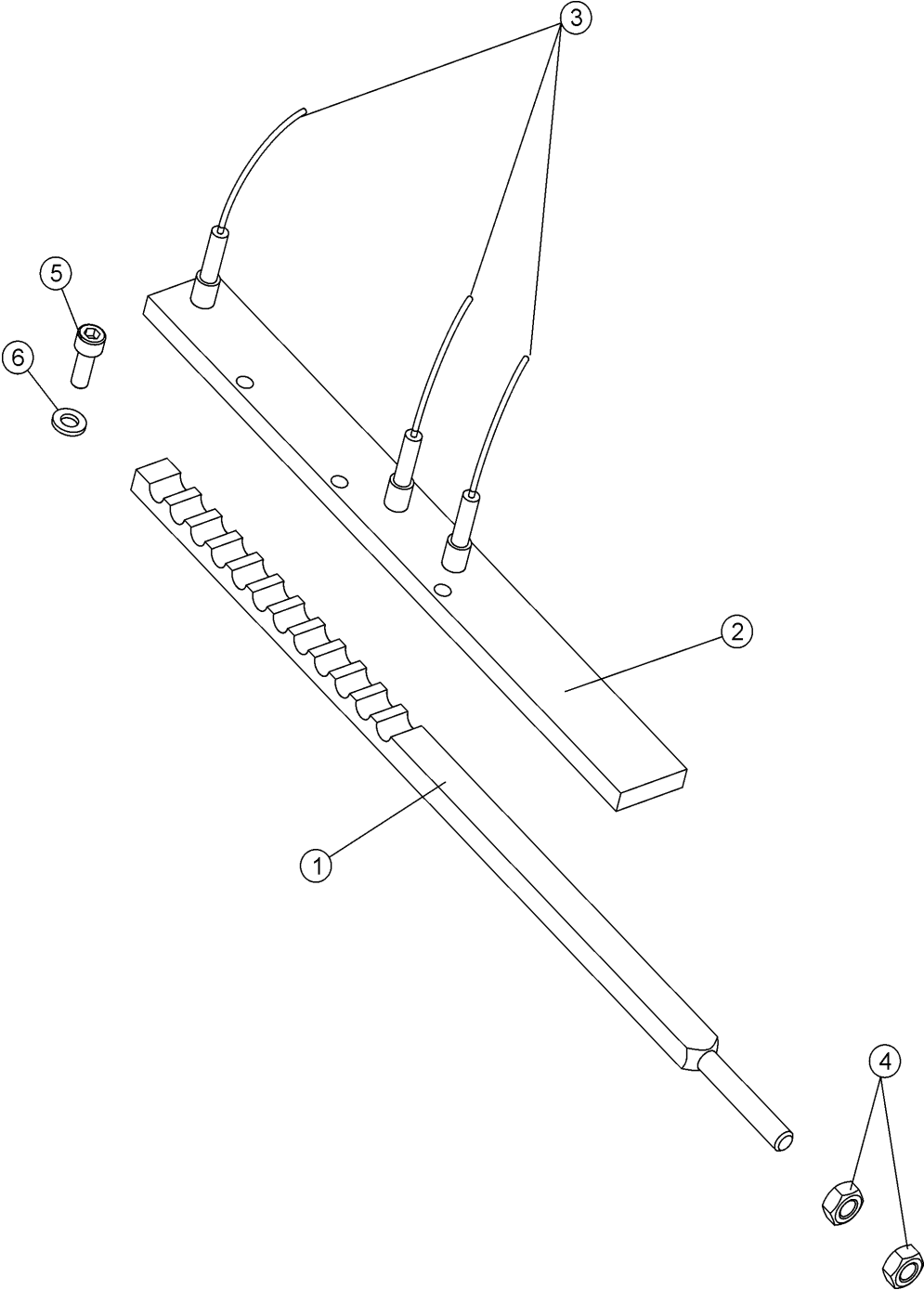
Sensor, rotating

Geber, rotierend

Item Ref	Description Benennung	Order no Bestellungsnr.	pcs Men	Notes Anmerkung
	Sensor, rotating Geber, rotierend	20-65005	1	Compl. Vollst. Cylinder,saw Zylinder,Säge
1	Guide piece Steuerstück	20-65002	1	
2	Slide Schieber	20-65001	1	
3	Mounting plate Befestigungsplatte	20-65004	1	
4	Allen screw Inbusschraube	9-0206-25	4	M6x25
5	Allen screw Inbusschraube	9-0206-12	2	M6x12
6	Gear Zahnrad	15-65016	1	Z=12
7	Sensor Geber	3-2150-85	1	Emeta 50puls
8	Mounting plate Befestigungsplatte	-	1	
9	Sensor Geber	8-1000	1	M8x1 ind
10	Gear rack Zahnstange	20-65007	1	

Inductive sensor

Induktiv geber



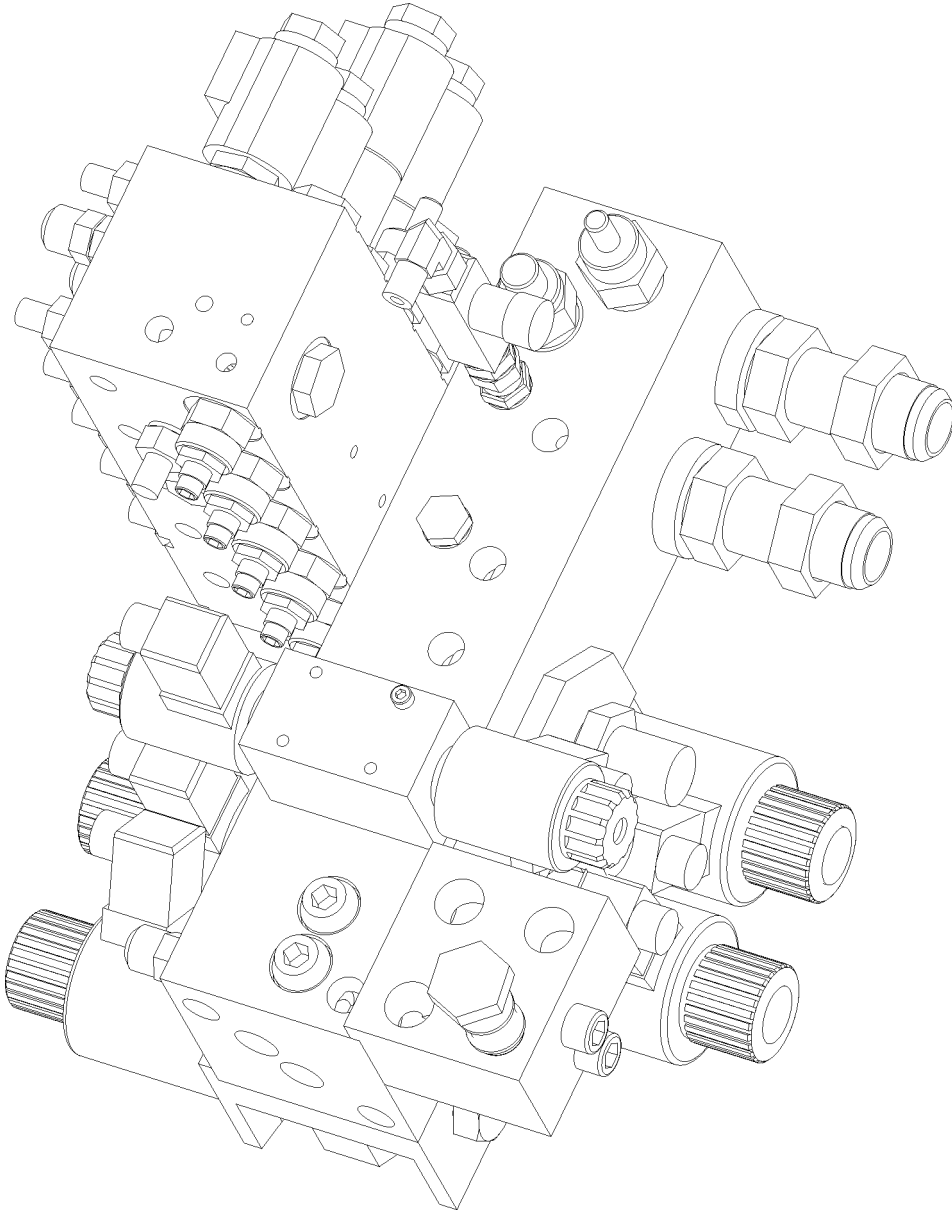
Inductive sensor

Induktiv geber

Item Ref	Description Benennung	Order no Bestellungsnr.	pcs Men	Notes Anmerkung
	Inductive sensor Induktiv geber	-	1	Compl. Vollst. Cylinder,saw Zylinder,Säge
1	Slide Schieber	3-4114-73	1	L=355
2	Mounting plate Befestigungsplatte	3-4114-13	1	
3	Sensor Geber	8-1000	3	M8x1 ind
4	Lock nut Schlossmutter	9-1108	2	M8 nyloc
5	Allen screw Inbusschraube	9-0206-2	3	M6x20
6	Lock washer Sicherungsscheibe	9-1306	3	M6 Nordlock

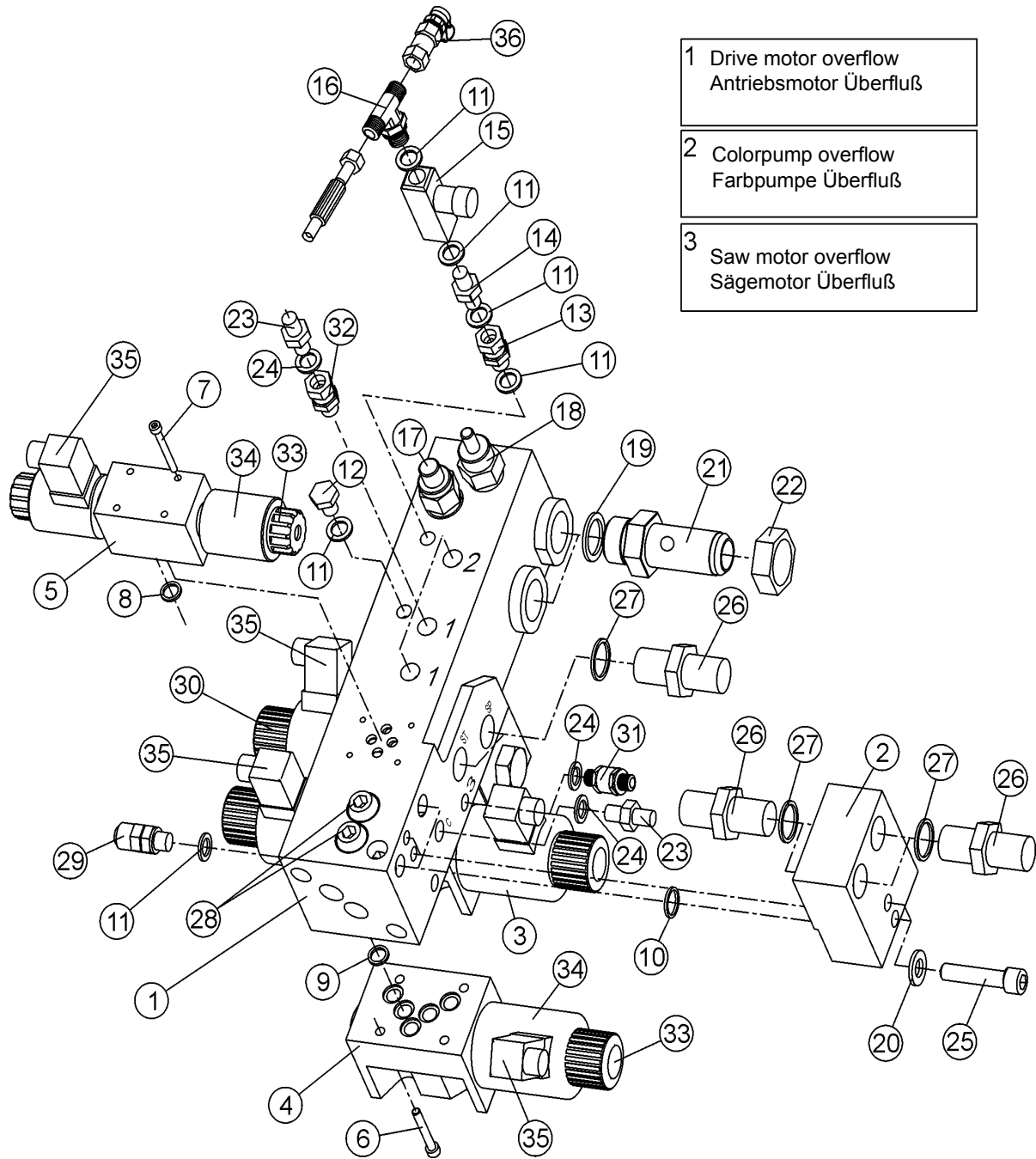
Valve blocks

Ventilgruppe



Valve block, large

Ventilblock, groß



Valve block, large

Ventilblock, groß

Item Ref	Description Benennung		Order no Bestellungsnr.	pcs Men	Notes Anmerkung
1	Valve block, large	Ventilblock, groß	20-75039	1	
2	Adapter block	Adapterblock	20-75201	1	For hoses
3	Directional valve 24V 2-coil NS10	Wegeventile	8-2030-22	1	Mecman WEVDE-43-D-10-2 DC Fast feeding valve Reverse Zurück Zubringer- ventil, schnell
4	Directional valve 24V 1-coil NS10	Wegeventile	8-2030-12	1	Mecman WEVDE-42-D-10-2 DC Fast feeding valve Zubringerventil, schnell
5	Directional valve 24V 1-coil NS06	Wegeventile	8-2021-25	1	Hägglund/Denison 4D01-3203-A302-B1-GOQ Slow feeding valve Zubringerventil, langsam
	Nut	Mutter	8-2020-72	X	Reverse Zurück NS06
	Armature	Anker	8-2020-74	X	NS06
	Coil	Spule	8-2020-7	X	NS06
	Restrictor	Drosselblende	-	X	For EPEC 3,5mm, MITRON 2mm
6	Allen screw	Inbusschraube	9-0206-4	12	M6x40 NS10
7	Allen screw	Inbusschraube	9-0205-3	4	M5x30 NS06
8	O-ring	O-ring	9-2009-2	4	9,25x1,78 NS06
9	O-ring	O-ring	9-2012-1	15	12x2 NS10
10	O-ring	O-ring	9-2020	2	20x2,6
11	Seal, USIT	Dichtung, USIT	9-1914-20	2	1/4"
12	Plug	Stopfen	8-9620-08	1	1/4"
	Double nipple	Doppelnippel	8-9500-10	1	R1/4"-1/4" Color marking Farbmarkierung
13	Union	Verschraubung	8-9503-10	1	R1/4"-1/4"
14	Double nipple	Doppelnippel	8-9500-10	1	R1/4"-1/4"
15	Flow control valve Durchflussregler		8-2025-14	2	1/4" Saw return Sägerückkehr
	Restrictor valve	Drosselventil	8-2025-2	1	Logman machines
16	T-nipple	T-verschraubung	8-9726-3	1	1/4-9/16" JIC
17	Pressure reducing valve Druckbegrenzungsventil		8-2017	1	Command control PRRS-10-N-S-0S50 Saw return Sägerückkehr
	Seal kit	Dichtssatz	8-2017-51	1	Command control PRRS-10-N-S-0S50

X = Order as required

Ordnung, wie angefordert

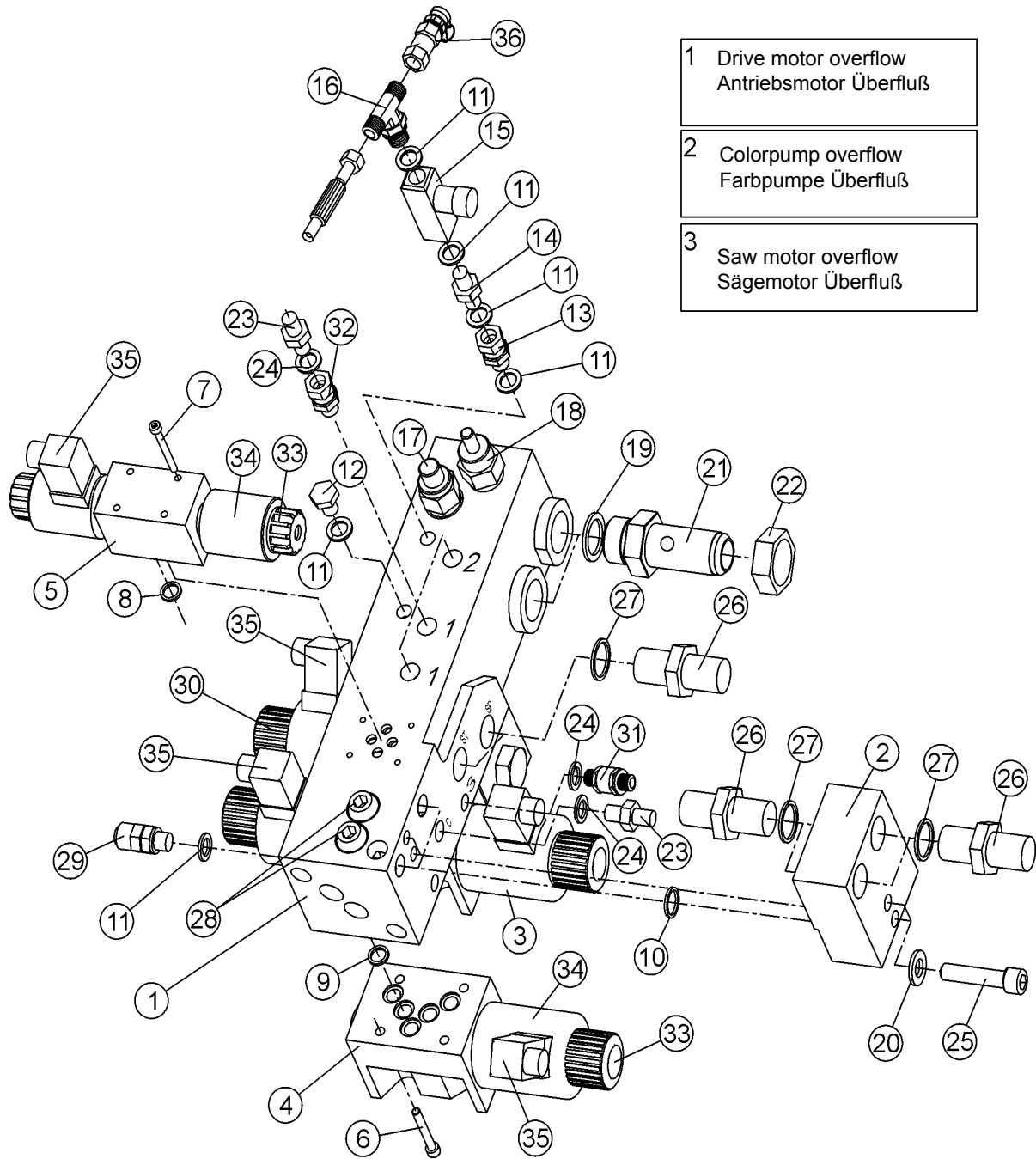
When ordering nipples according to the "R"-standard, the Usit-ring has to be ordered separately. In the "JIC"-standard the Usit-ring is included with the nipple.

Inform manufacturing number when ordering

Informieren Sie Produktion Zahl mit, wenn Sie Ersatzteile bestellen

Valve block, large

Ventilblock, groß



Valve block, large

Ventilblock, groß

Item Ref	Description Benennung	Order no Bestellungsnr.	pcs Men	Notes Anmerkung
18	Pressure control valve Druckbegrenzungsventil	8-2014	1	SUN RPGCFCN Main pressureHauptdruck Adjustable Justierbar
	Seal kit Dichtssatz	8-2014-5	1	
19	Seal, USIT Dichtung, USIT	9-1934-42	1	1" 34/42
20	Lock washer Sicherungsscheibe	9-1312	2	M12 Nordlock
21	Double nipple Doppelnippel	20-75044	2	R1"
	Double nipple Doppelnippel	25-75009	2	R1"-1 5/16" UNF
22	Nut Mutter	20-75045	2	R1"
	Nut Mutter	25-75006	2	1 5/16" UNF
23	Double nipple Doppelnippel	8-9500-12	1	3/8"-3/8" 26-04000-06
	Double nipple Doppelnippel	8-9710-12	1	R3/8"-3/4"UNF
24	Seal, USIT Dichtung, USIT	9-1917-24	X	17/24 R3/8
25	Allen screw Inbusschraube	9-0212-6	2	M12x60
26	Double nipple Doppelnippel	8-9710-17	6	R3/4" - 1 1/16UNF
	Double nipple Doppelnippel	8-9500-17	6	R3/4" - 3/4"
27	Seal, USIT Dichtung, USIT	9-1927-35	X	27/35 R3/4
28	Pressure control valve Druckbegrenzungsventil	8-2003-2	2	PLC053 250bar 3930000K187 Forward/reverse Voranzurück
29	Meas. coupler Meßanschluß	8-3000	1	R1/4"
30	Directional valve 1-coil Wegeventile	8-2030-14	1	NS10 WEVDE-42-A-2 24V DC Saw motor Sägemotor
31	Check valve Richtungsventil	8-3005-05	1	R3/8" Saw motor overflow Sägemotor Überfluß
	Double nipple Doppelnippel	8-9503-1	2	R3/8"UK - 1/4" SK
32	Reducing nipple Reduzierstück	8-9515-21	2	SK. 3/8-BSP-3/4 JIC
	Seal, USIT Dichtung, USIT	9-1914-20	X	14/20
33	Nut Mutter	8-2020-72	X	NS06
	Armature Anker	8-2020-74	X	NS06
34	Coil Spule	8-2020-7	X	NS06
35	Contact plug and wire Kontaktstecker und -leitung	8-1020	X	magn.solenoid
36	Meas. coupler Meßanschluß	8-3000-2	X	R1/4"

X =Order as required Ordnung, wie angefordert

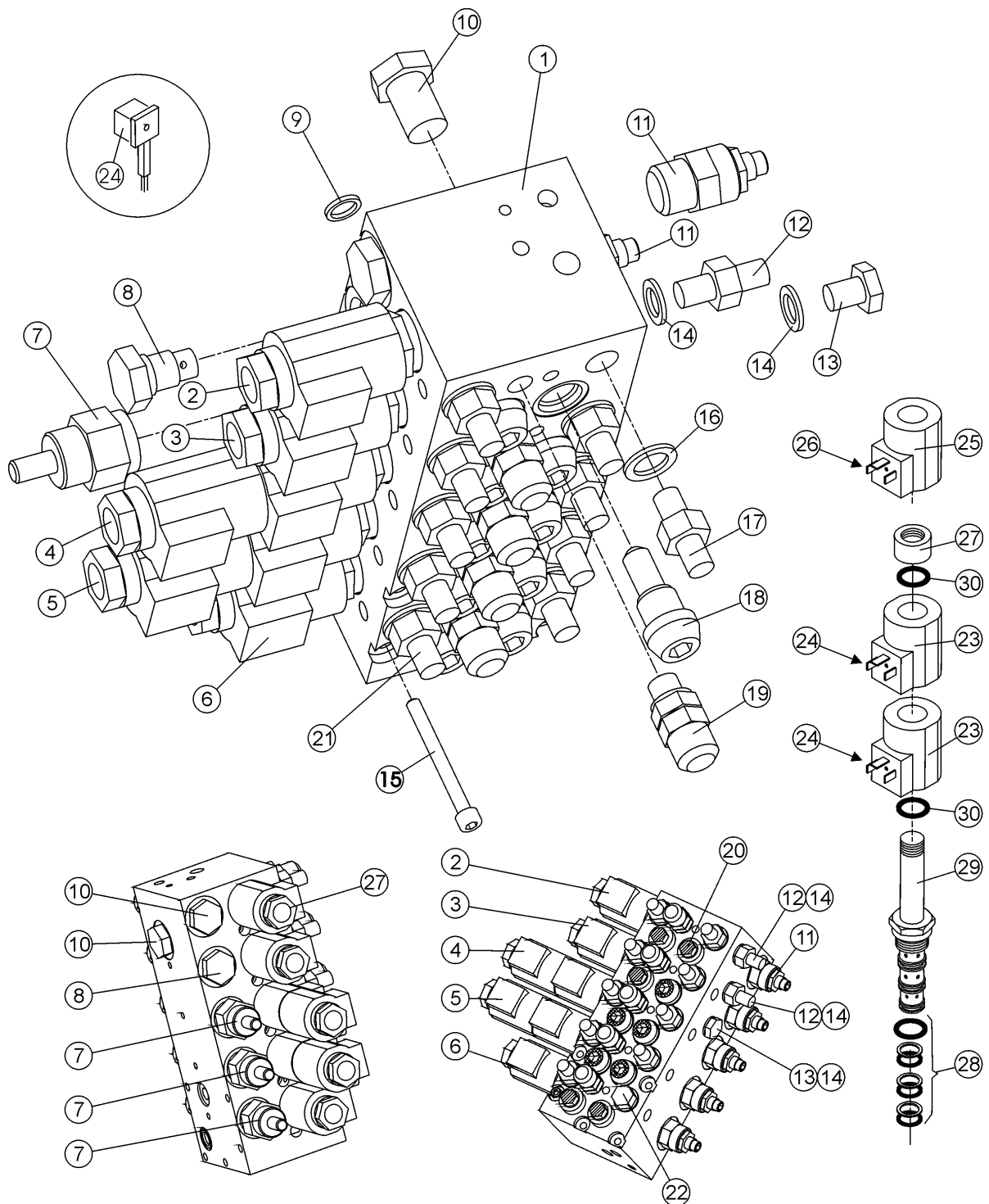
When ordering nipples according to the "R"-standard, the Usit-ring has to be ordered separately. In the "JIC"-standard the Usit-ring is included with the nipple.

Inform manufacturing number when ordering

Informieren Sie Produktion Zahl mit, wenn Sie Ersatzteile bestellen

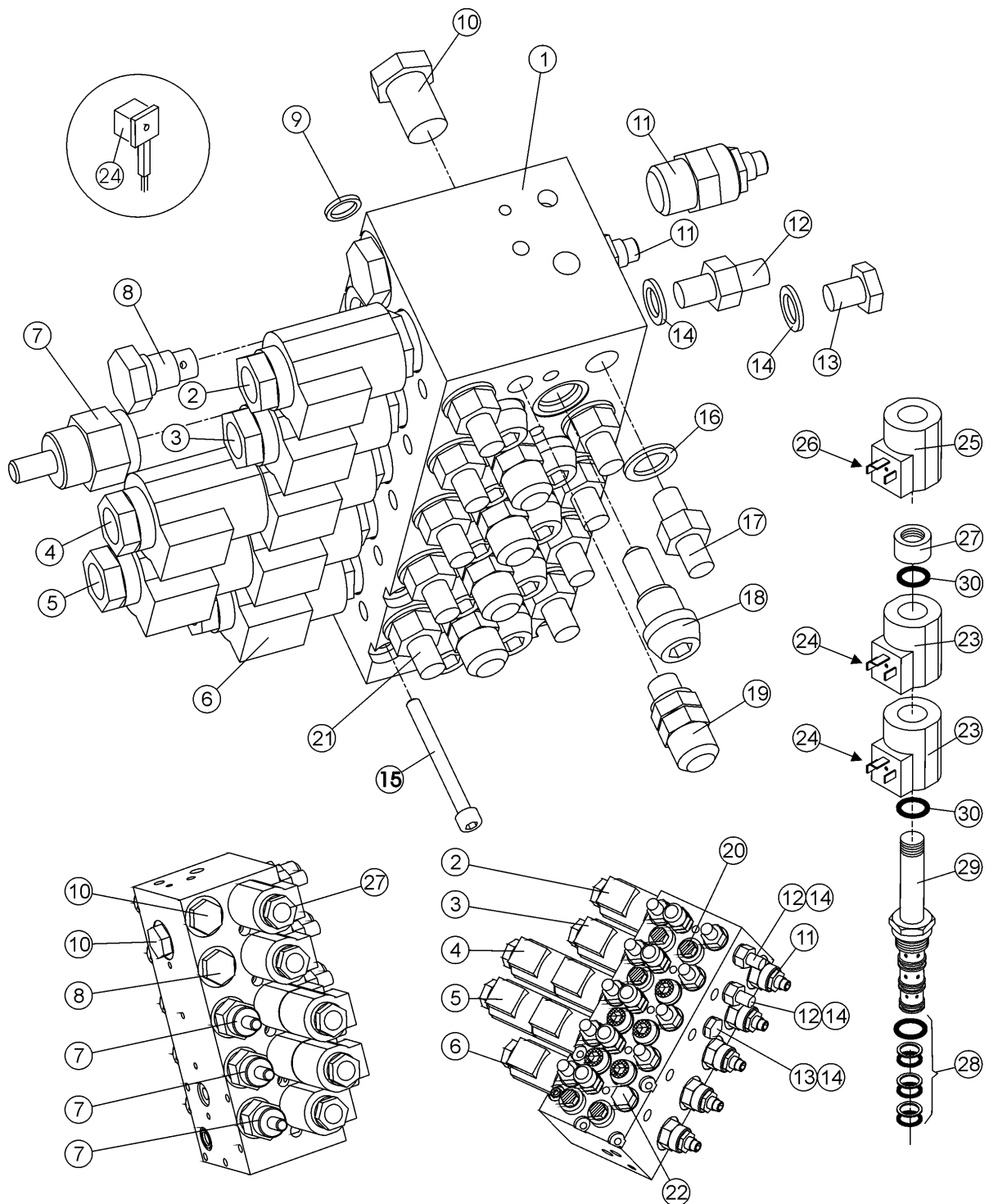
Valve block, small

Ventilblock, klein



Valve block, small

Ventilblock, klein



Ventilgruppe

Valve block, small

Item Ref	Description Benennung	Order no Bestellungsnr.	pcs Men	Notes Anmerkung	
19	Meas. coupler	Meßanschluß	8-3000	3	R1/4"
20	Plug	Stopfen	80-95039	X	instead of PLC053
21	Double nipple	Doppelnippel	8-9501-15	X	R1/4"-R3/8"
	Double nipple	Doppelnippel	8-9710-9	X	R3/8-9/16UNF
22	Plug	Stopfen	8-9620-09	1	3/8"
23	Solenoid	Magnetspule	8-1011	6	Comatrol 24V
24	Contact plug and wire Kontaktstecker und -leitung		8-1020	X	magn.solenoid
25	Solenoid	Magnetspule	8-1010	1	Comatrol 12V
26	Voltage reducer	Spannungsversenker	8-1020-4	1	LSR 15-55 VDC
27	Nut for solenoid	Mutter	8-1010-4	5	Comatrol 4205
28	Seal kit	Dichtssatz	8-2000-5	X	Flucom/Comatrol ETD30 064205
29	Valve stem	Ventilschaft	8-2000-01	1	Flucom/Comatrol ETD30 064205
30	O-ring	O-ring	9-2015	2	OR 15.6x1.78

X =Order as required Ordnung, wie angefordert

When ordering nipples according to the "R"-standard, the Usit-ring has to be ordered separately. In the "JIC"-standard the Usit-ring is included with the nipple.

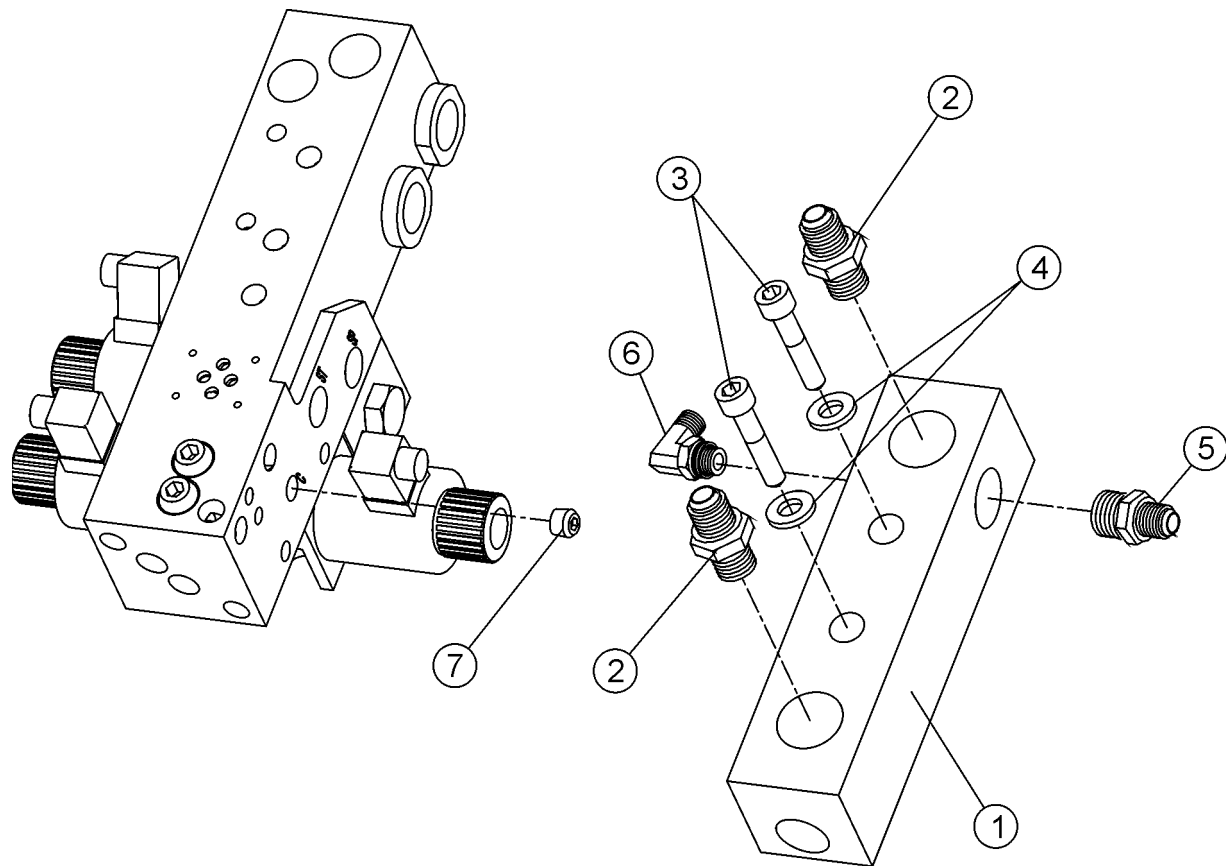
Placement and quantities of parts may vary due to equipment of the machine
Plazierung und Quantitäten Teile können wegen der Ausrüstung der Maschine verändern

Inform manufacturing number when ordering

Informieren Sie Produktion Zahl mit, wenn Sie Ersatzteile bestellen

Auxiliary parts

Zusatzteile



Auxiliary parts

Zusatzteile

Item Ref	Description Benennung	Order no Bestellungsnr.	pcs Men	Notes Anmerkung
1	Connecting part Verbindungsstück	20-75220	1	Auxiliary. Zusatz. Saw motor overflow Sägemotor Überfluß / Colorpump overflow Farbpumpe Überfluß
2	Double nipple Doppelnippel	8-9710-15	2	R1/2"-7/8"UNF
	Double nipple Doppelnippel	8-9500-15	2	R1/2"-1/2"
	Seal, USIT Dichtung, USIT	9-1921-29	2	1/2"
3	Allen screw kantschraube	Innensechs- 9-0212-55	2	M12x55
4	Lock washer Sicherungsscheibe	9-1312	2	M12 Nordlock
5	Double nipple Doppelnippel	8-9702-12	1	UK. R1/4"-3/4"UNF
	Double nipple Doppelnippel	8-9501-15	1	R1/4"-R3/8"
	Seal, USIT Dichtung, USIT	9-1914-20	1	1/4"
6	Angle nipple Winkelnippel	8-9715-10	1	R1/4"-9/16" UNF
	Angle nipple Winkelnippel	8-9715-8	1	R1/4"-1/4"
	Seal, USIT Dichtung, USIT	9-1914-20	1	1/4"
7	Plug Stopfen	8-9620-12	1	3/8" To "C" of big block
8	Nipple Nippel	8-9503-20	2	R1"-R1"
9	Connecting part Verbindungsstück		1	
10	Double nipple Doppelnippel	8-9710-19	2	R1"-1 1/16"UNF
	Double nipple Doppelnippel	8-9500-2	2	R1"-R1"
11	Seal, USIT Dichtung, USIT	9-1934-42	X	1" 34/42

X =Order as required Ordnung, wie angefordert

When ordering nipples according to the "R"-standard, the Usit-ring has to be ordered separately. In the "JIC"-standard the Usit-ring is included with the nipple.

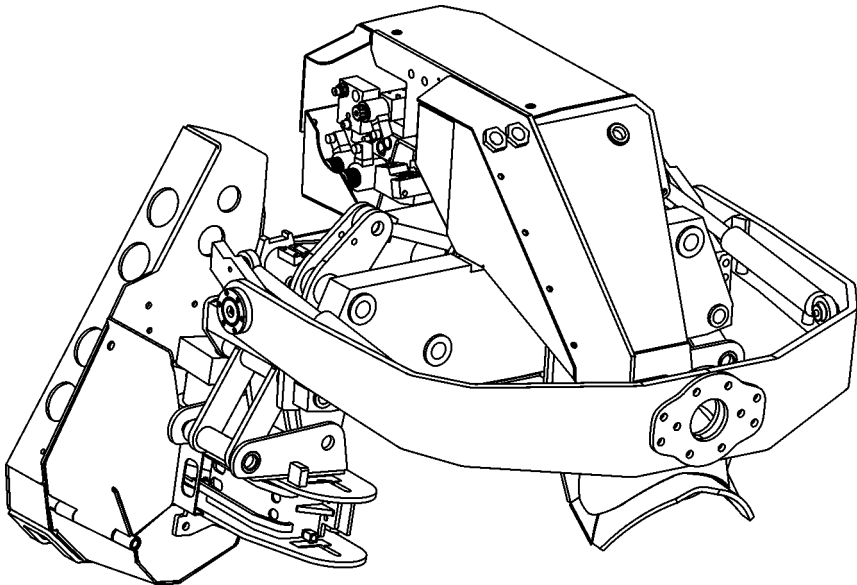
Placement and quantities of parts may vary due to equipment of the machine
Plazierung und Quantitäten Teile können wegen der Ausrüstung der Maschine verändern

Inform manufacturing number when ordering

Informieren Sie Produktion Zahl mit, wenn Sie Ersatzteile bestellen

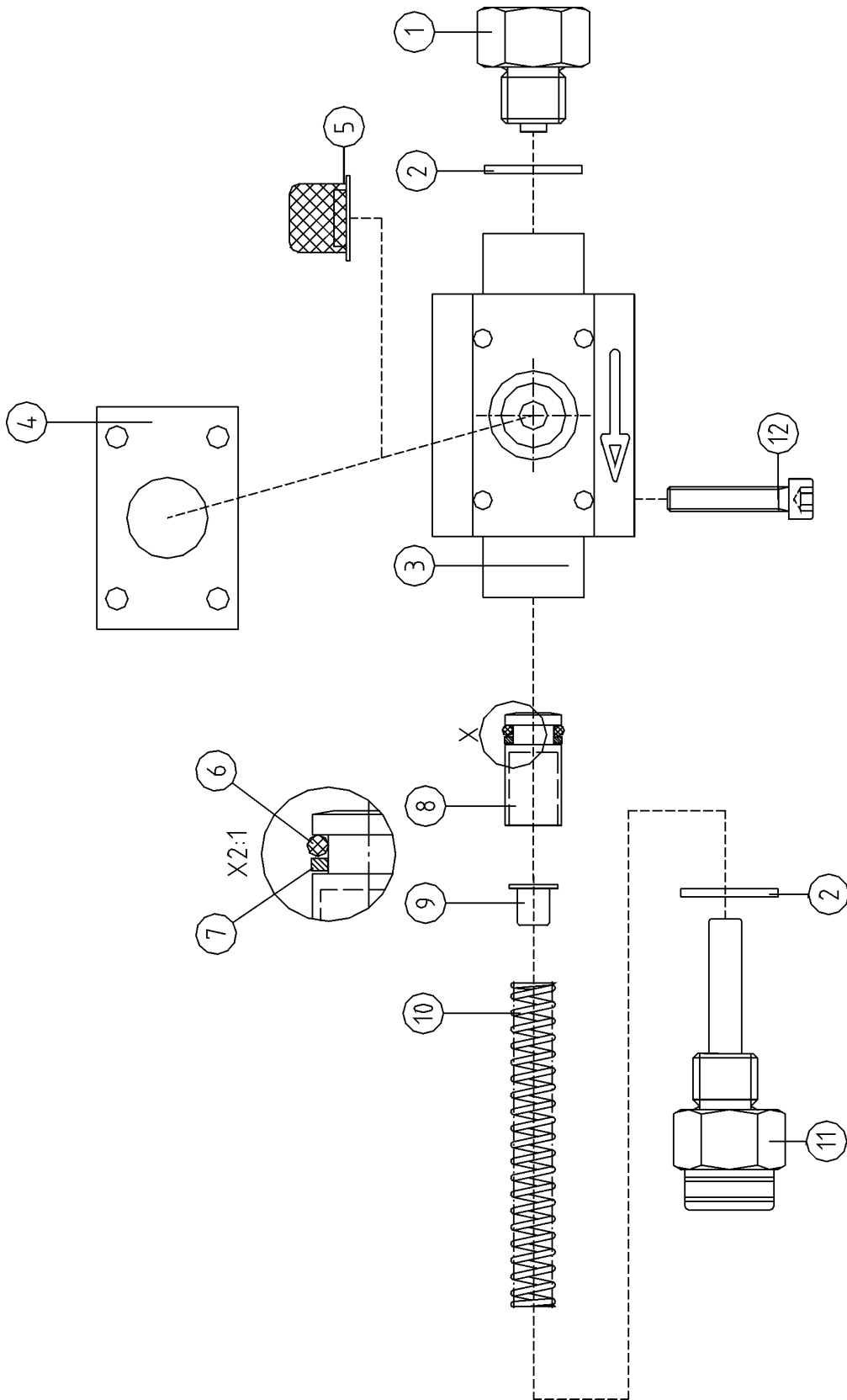
Miscellaneous parts

Verschiedene Teile



Lubrication pump

Schmierung Pumpe



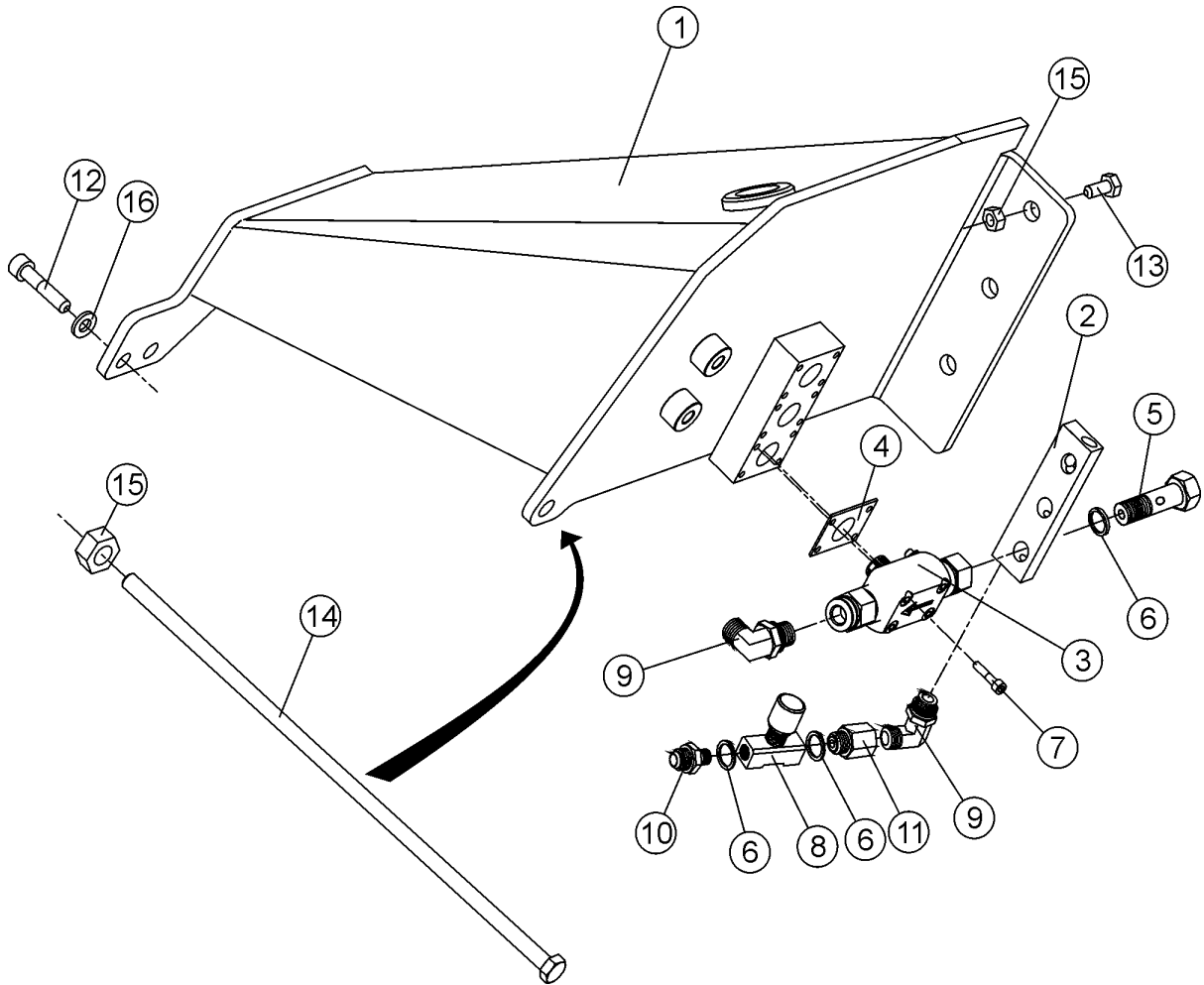
Lubrication pump

Schmierung Pumpe

Item Ref	Description Benennung		Order no Bestellungsnr.	pcs Men	Notes Anmerkung
	Lubrication pump	Schmierung Pumpe	8-9305	3	Compl. Vollst. 2 cm ³
	Lubrication pump	Schmierung Pumpe	8-9305-30	3	Compl. Vollst. 1,4 cm ³ , with 5 mm stroke limiter
	Lubrication pump	Schmierung Pumpe	8-9305-31	3	Compl. Vollst. 0,7 cm ³ , with 10 mm stroke limiter
1	Adapter	Adapter	8-9305-2	1	
2	Seal, USIT	Dichtung, USIT	9-1917-24	2	R3/8"
3	Body	Pumpenkörper	8-9305-3	1	
4	Rubber seal	Gummidichtung	8-9305-1	1	
5	Screen	Sieb	8-9305-5	1	
6	O-ring	O-ring	8-9305-6	1	OR 9.3x2.4
7	Support ring	Stützring	8-9305-7	1	ø10/14
8	Piston	Kolbe	8-9305-8	1	
9	Limiter	Anschlag	8-9305-11	1	5 mm Not for Canada Nicht für kanadische Modelle
	Limiter	Anschlag	8-9305-12	1	10 mm Not for Canada Nicht für kanadische Modelle
10	Spring	Feder	8-9305-4	1	
	Spring	Feder	8-9305-9	X	hd 1,7x11,6x80
11	Check valve	Richtungsventil	8-9305-10	1	
12	Allen screw	Inbusschraube	9-0206-3	4	M6x30

Oil tank

Öltank



Oil tank

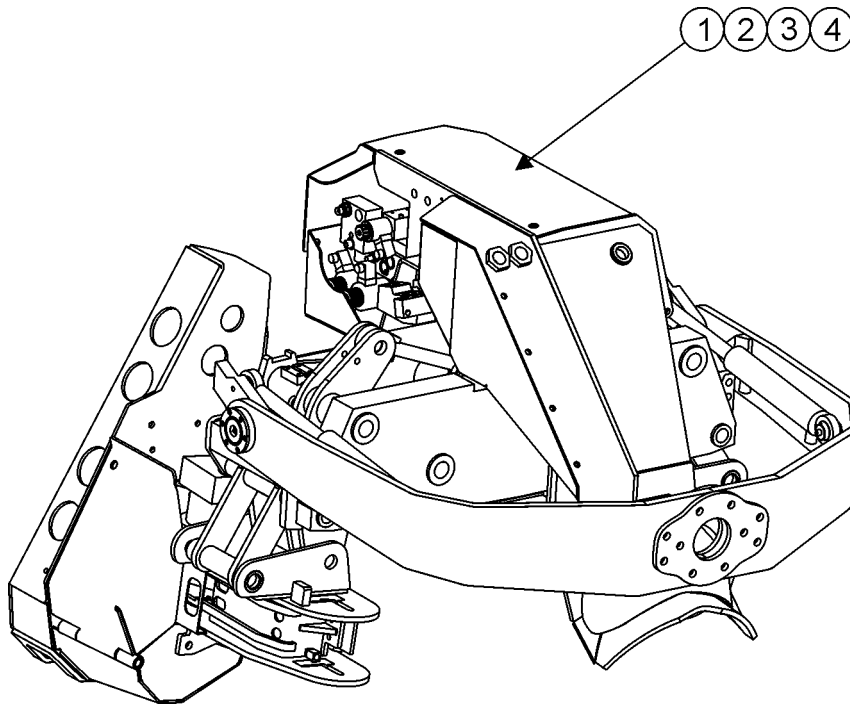
Öltank

Item Ref	Description Benennung		Order no Bestellungsnr.	pcs Men	Notes Anmerkung
1	Oil tank	Öltank	30-85203	1	3 -Pumps
	Cap	Deckel	9-5008	1	
	Breather	Entlüfter	8-9306-10	1	
2	Divider	Steuerstück	20-85027	1	
3	Oil pump	Ölpumpe	8-9305	4	Hultdin SO2
4	Rubber seal	Gummidichtung	8-9305-1	4	SO2
5	Banjo nipple	Banjonippel	8-9745-13	X	1/4"
6	Seal, USIT	Dichtung, USIT	9-1914-20	X	1/4"
7	Allen screw	Inbusschraube	9-0206-3	16	M6x30
8	Flow control valve	Flußregelventil	8-2025-14	1	1/4" 9F400S
9	Elbow	Winkelverschraubung	8-9715-10	5	R1/4"-9/16" UNF
	Elbow	Winkelverschraubung	8-9513-1	5	R1/4"-R1/4"
10	Double nipple	Doppelnippel	8-9710-10	1	R1/4"-9/16"UNF
	Double nipple	Doppelnippel	8-9500-10	1	R1/4"-1/4"
11	Union	Verschraubung	8-9705-10	1	R1/4"-9/16"UNF
	Union	Verschraubung	8-9503-10	1	R1/4"
12	Allen screw	Inbusschraube	9-0212-45	X	M12x45
13	Screw, hex	Sechskantschraube	9-0012-35	X	M12x35
14	Screw, hex	Sechskantschraube	25-90202	1	M12x680
15	Lock nut	Schlossmutter	9-1112	X	M12 nyloc
16	Lock washer	Sicherungsscheibe	9-1312	X	M12 Nordlock
	Fitting bracket	Einbaugestell	20-85204	1	Electric Box Elektrische Gehäuse
	Allen screw	Inbusschraube	9-0210-2	2	M10x20
	Lock washer	Sicherungsscheibe	9-1310	2	M10 Nordlock

-	=	Straight hose coupling	Kupplung, gerade
L	=	90° hose coupling	Kupplung 90°
V	=	45° hose coupling	Kupplung 45°
X	=	Order as required	Ordnung, wie angefordert
NS	=	Not saw side	Not saw side
SS	=	Saw side	Saw side

Safety stickers

Sicherheit Aufkleber



Attach stickers to the block cover
 Bringen Sie Aufkleber zur Blockabdeckung an

Safety stickers

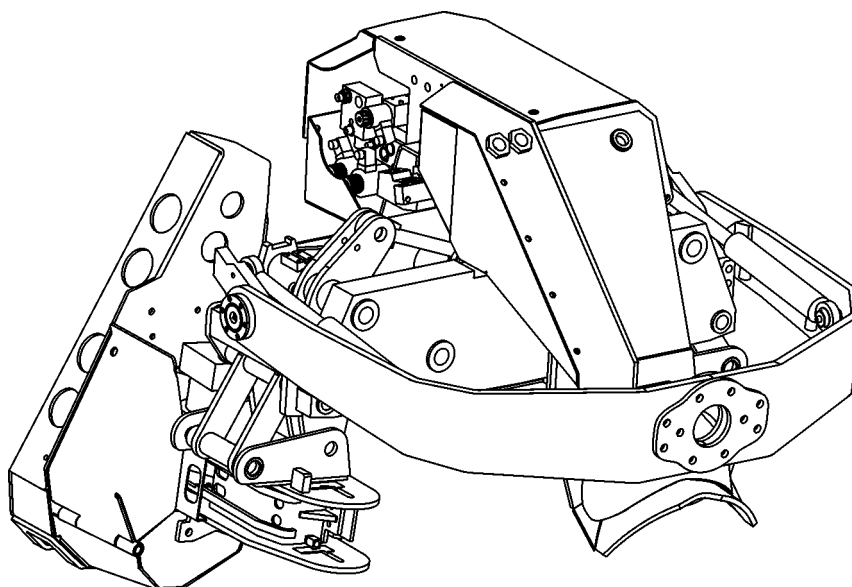
Sicherheit Aufkleber

Item Ref	Description Benennung		Order no Bestellungsnr.	pcs Men	Notes Anmerkung
1	Sticker		8-9900-10	1	Aufkleber Avoid touching the hot surface and read the service instructions before maintenance. Risk of fingers getting crushed during maintenance.
2	Sticker	Aufkleber	8-9900-20	1	Use protective gloves during maintenaxnce of the sawbar.
3	Sticker	Aufkleber	8-9900-30	1	Risk of falling load. Keep away from the machine.
4	Sticker	Aufkleber	8-9900-40	1	Warning of pressure in the pressure accumulator.
	Cover spiral	Schutzspiral	9-5032	X	ø 32
	Cover spiral	Schutzspiral	9-5050	X	ø 50
	Cover spiral	Schutzspiral	9-5075	X	ø 75
	Hose kit JIC	Schlauchsatz		1	Compl. Vollst.
	Hose kit R	Schlauchsatz		1	Compl. Vollst.
	Fixing strap	Befestigungsband		X	

X	=	Order as required	Ordnung, wie angefordert
NS	=	Not saw side	Not saw side
SS	=	Saw side	Saw side

Hose kit JIC

Schlauchsatz JIC



-	=	Straight hose coupling	Kupplung, gerade
L	=	90° hose coupling	Kupplung 90°
V	=	45° hose coupling	Kupplung 45°
PP	=	Cylinder bottom side	Seite des Zylinderbodens
VP	=	Cylinder stem side	Seite des Zylinderstammes
X	=	Order as required	Ordnung, wie angefordert
NS	=	Not saw side	Not saw side
SS	=	Saw side	Saw side

Description Benennung	Description Benennung	Length Länge	Size Du- rchmess- er	Ends Ro- hren den	Pcs Men	Notes Anmerkung
FROM	TO	/ mm	/ inch			
Track drive motor Raupen Motor	Valve block Ventilblock	890	3/4"	-:- JIC F12	1	Cover spiral Schutzspirale NS
Track drive motor Raupen Motor	Valve block Ventilblock	900	3/4"	-:- JIC F12	1	Cover spiral Schutzspirale NS
Track drive motor Raupen Motor	Valve block Ventilblock	760	3/4"	-:- JIC F12	1	Cover spiral Schutzspirale SS
Track drive motor Raupen Motor	Valve block Ventilblock	770	3/4"	-:- JIC F12	1	Cover spiral Schutzspirale SS
Saw motor Sägemotor	Valve block Ventilblock	1030	3/4"	-:V JIC F12	1	Pressure
Saw motor Sägemotor	Valve block Ventilblock	1080	3/4"	-:V JIC F12	1	Tank
Cylinder,delimbing knives Zylinder,entastungsmesser	Valve block Ventilblock	840	3/8"	V:L JIC F8	1	VP
Cylinder,delimbing knives Zylinder,entastungsmesser	Valve block Ventilblock	950	3/8"	-:L JIC F8	1	PP
Track cylinder Raupenzylinder	Press. accumulator Druckakkumulator	1940	3/8"	-:L JIC F8	1	VP
Track cylinder Raupenzylinder	Valve block Ventilblock	2270	3/8"	-:L JIC F8	1	PP
Valve block Ventilblock	Press. accumulator Druckakkumulator	480	3/8"	-:L JIC F8	1	
Drive motor overflow Antriebsmotor Überfluß	Valve block Ventilblock	1180	3/8"	V:L JIC F8	1	NS
Track drive motor Raupen Motor						
Drive motor overflow Antriebsmotor Überfluß	Valve block Ventilblock	1180	3/8"	V:L JIC F8	1	SS
Track drive motor Raupen Motor						
Saw motor overflow Sägemotor Überfluß	Valve block Ventilblock	1340	3/8"	-:V JIC F8	1	
Saw cylinder rod Sägezylinderstange	Valve block Ventilblock	1820	1/4"	-:- JIC F6	1	VP
Saw cylinder bottom Sägezylinderunterseite	Valve block Ventilblock	600	1/4"	-:L JIC F6	1	PP

Description Benennung	Description Benennung	Length Länge	Size Du- rchmesser	Ends Ro- hren enden	Pcs Men	Notes Anmerkung
FROM	TO	/ mm	/ inch			
Saw cylinder bottom Sägezylinderunterseite	Valve block Ventilblock	330	1/4"	-:- JIC F6	1	PP
Pump Saw lubrication Sägeschmierung	Check valve Richtungsventil	1900	1/4"	-:- JIC F6	1	
Check valve Richtungsventil	Saw bar mount Sägestabeinfassung	600	P210-2 1/8"	-:- 1/8"BSPT	1	Steel spring
Pumps Pumpen	Valve block Ventilblock	370	1/4"	-:L JIC F6	1	
Check valve Richtungsventil						
Thickness meter Dickenmessgerät	Valve block Ventilblock	1130	3/8"	-:L JIC F8	1	
Electric hose Elektrische Schlauch	Electric Box Elektrische Gehäuse	1320	1/2"	-:V JIC F10	1	
Track measuring system Längenausmass	Electric Box Elektrische Gehäuse	2400	3/8"	-:L JIC F8	1	
Track measuring system Längenausmass	Electric Box Elektrische Gehäuse	1500	3/8"	-:- JIC F8	1	SS
Valve block Ventilblock	Press. accumulator Druckakkumulator	510	3/8"	-:L JIC F8	1	
Pump Pumpe	Track housing Raupen / Track lubrication Raupen- schmierung	1600	1/4"	-:V JIC F6	1	NS
Pump Pumpe	Track housing Raupen / Track lubrication Raupen- schmierung	1800	1/4"	-:V JIC F6	1	SS
Saw motor overflow Sägemotor Überfluß / Check valve Richtungsventil	Tank line Öltank-Rohrlinie	1050	3/8"	-:V JIC F8	1	
Valve block, tilt Ventilblock	Divider Steuerstück	1400	1/4"	-:V JIC F6	2	
Turnmotor Wendanlage	Valve block Ventilblock	1920	1/4"	V:L JIC F6	1	
Turnmotor Wendanlage	Valve block Ventilblock	2030	1/4"	V:L JIC F6	1	

Description Benennung	Description Benennung	Length Länge	Size Du- rchmess- er	Ends Ro- hrenden	Pcs Men	Notes Anmerkung
FROM	TO	/ mm	/ inch			
Tilt cylinder Tiltzylinder	Divider Steuerstück	1070	1/4"	-:- JIC F6	1	SS
Tilt cylinder Tiltzylinder	Divider Steuerstück	800	1/4"	-:- JIC F6	1	SS
Tilt cylinder Tiltzylinder	Divider Steuerstück	670	1/4"	-:- JIC F6	1	NS
Tilt cylinder Tiltzylinder	Divider Steuerstück	420	1/4"	-:- JIC F6	1	NS
Valve block, large Ventilblock, groß	Colorpump overflow Farbpumpe Überfluß / Color pump Farbpumpe	700	1/4"	-:- JIC F6	2	Color marking Farbmarkierung
Color pump Farbpumpe	Connecting part Verbindungsstück	600	1/8"	-:- 1/8" - 1/4"	2	Color marking Farbmarkierung
Color Farb		1600	1/4"	-:- JIC F6	2	Color marking Farbmarkierung
Color tank Farbtank	Color pump Farbpumpe	310	1/4"	V:L JIC F6	2	Color marking Farbmarkierung

KETO-455 SUPREME

1001 825.....	35	25-90202.....	11, 97
1002 120.....	33	25-95208.....	61, 63
1002 294.....	35	29-5010-10.....	87
1003 367.....	33	3-2150-85.....	77
1004 027.....	35	3-2150-86.....	55
1005 545.....	33	3-2150-88.....	55
1005 669.....	33	3-2150-89.....	55
1008 374.....	35	3-2151-2.....	55
1013 515.....	33	3-2152-17.....	55
1015 643.....	33	3-3014-3.....	57
1016 641.....	33	3-3015-5.....	57
1016 658.....	33	3-3068.....	63
1017 029.....	33	3-3070-1.....	63
1017 425.....	33	3-4014-1.....	57
1019 116.....	33	3-4014-2.....	57
1019 470.....	33	3-4071-11.....	73
1019 488.....	33	3-4071-2.....	73
1019 496.....	33	3-4071-3.....	73
1019 900.....	33	3-4071-51.....	73
1020 536.....	33	3-4071-6.....	73
1025 709.....	33	3-4071-7.....	73
1026 616.....	35	3-4107-11.....	39
1029461.....	35	3-4114-12.....	73
15-65016.....	77	3-4114-13.....	79
2-5001-3P2.....	9	3-4114-73.....	79
2-5001-3P3.....	9	3-4114-74.....	73
2-5002-15.....	23	3-5010.....	21, 25
2-5002-17.....	23	3-5011-2.....	25
2-5002-18.....	23	3-5011-4.....	25
2-5002-19.....	23	3-5012-2.....	25
2-5003-16.....	23	3-5013-1.....	39
2-5003-17.....	23	3-5014-6.....	57
20-16009.....	63	3-5022-2.....	21
20-20214.....	29	3-5044.....	21
20-20223.....	29	3-5099-3.....	25
20-20224.....	29	3-5100-5.....	25
20-20236.....	29	3-5101-3.....	25
20-45002.....	55	3-5116-13.....	55
20-45211.....	39	3-5125-1.....	55
20-55070.....	67	3-6071-3.....	75
20-65001.....	77	3-6071-4.....	73, 75
20-65002.....	77	30-10205.....	11
20-65004.....	77	30-10232.....	9
20-65005.....	77	30-15214.....	21
20-65007.....	77	30-20203.....	29
20-75034.....	87	30-20204.....	29
20-75039.....	83	30-20205.....	29
20-75044.....	85	30-20207.....	29
20-75045.....	85	30-20211.....	29
20-75201.....	83	30-20213.....	29
20-75216.....	71	30-25201.....	29
20-85202.....	41	30-30215.....	39
20-85204.....	11, 97	30-30223.....	39
20-95209.....	63, 69	30-30224.....	39
25-55003.....	67	30-35234.....	39
25-55029.....	61, 63	30-35239.....	39
25-55219.....	61	30-40202.....	57
25-55220.....	61	30-40203.....	57
25-75009.....	85	30-55205.....	61, 63, 73

30-85203.....	9	5016 147	35
30-95015.....	39	5016 261	35
30-95201.....	39	5016 269	35
30-95223.....	43	5016 271	35
4-2025-1.....	45	5016 272	35
4-2028.....	45	5016 273	35
4-2029.....	45	5016 275	35
4-2030.....	45	5016 283	35
4-2117-1.....	63	5016 700	35
4-2118-1.....	63	5016 707	35
4-2118-2.....	63, 65	5016 708	35
4-2119-3.....	43	5112 020	33
4-2119-4.....	43	5112 022	33
4-2119-41.....	43	5112 023	33
4-2119-52.....	43	5112 026	33
4-2119-6.....	43	5112 096	33
4-3002.....	39	8-0025-5.....	61, 63, 65
4-3002-1.....	39	8-0025-8B.....	61, 63, 65
4-3135-2.....	67	8-1000	73, 77, 79
4-4091-7.....	39	8-1000-1.....	73
4-4113-10.....	61, 63	8-1010	89
4-4115.....	69	8-1010-4.....	89
4-4131-1.....	61, 63, 73	8-1011	89
4-4147-2.....	69	8-1020	85, 89
4-4148.....	69	8-1020-4.....	89
4-4148-2.....	69	8-2000	87
4-4150-1.....	67, 69	8-2000-01.....	89
4-4150-2.....	69	8-2000-1.....	87
4-5091-5.....	21	8-2000-2.....	87
4-5091-6.....	21	8-2000-5.....	89
4-5092-15.....	21	8-2003-2.....	85
4-5092-3.....	21	8-2003-3.....	87
4-5109-2.....	11	8-2010	87
4-5139.....	21	8-2010-5.....	87
4-5142-13.....	71	8-2014	85
4-6131.....	69	8-2014-5.....	85
4-6135-3.....	63	8-2017	83, 87
40-30016.....	39	8-2017-51.....	83, 87
5001 137.....	35	8-2020-7.....	83, 85
5001 381.....	33	8-2020-72.....	83, 85
5002 468.....	35	8-2020-74.....	83, 85
5005 235.....	35	8-2021-25.....	83
5006 030.....	33	8-2025-14.....	71, 83, 97
5006 650.....	35	8-2025-18.....	87
5006 651.....	35	8-2025-2.....	83
5006 673.....	35	8-2030-12.....	83
5006 685.....	35	8-2030-14.....	85
5006 687.....	35	8-2030-22.....	83
5010 038.....	33	8-3000	85, 89
5010 039.....	33	8-3000-2.....	85
5010 065.....	33	8-3005-05.....	71, 85
5010 081.....	33	8-3005-1.....	67
5011 018.....	33	8-3008	9
5011 022.....	33	8-3101-1.....	69
5011 047.....	33	8-3101-2.....	69
5011 106.....	33	8-5016-2.....	73
5011 160.....	33	8-5020-2.....	75
5016 052.....	35	8-5028-1.....	25
5016 125.....	35	8-5028-2.....	21, 25, 39, 45, 57

KETO-455 SUPREME

8-5032-2.....	39	8-9710-12.....	11, 21, 49, 53, 85, 87
8-5035-03.....	41	8-9710-16.....	55
8-5038-4.....	39	8-9710-17.....	71, 85
8-8910.....	47, 51	8-9710-9.....	89
8-8911.....	47, 51	8-9715-10.....	73, 97
8-8912.....	47, 51	8-9715-12.....	9, 21, 57
8-8913.....	47, 51	8-9715-17.....	49, 53
8-8914.....	49, 53	8-9726-3.....	83
8-8970.....	47	8-9745-13.....	97
8-8970-5.....	47, 51	8-9900-10.....	99
8-8980.....	51	8-9900-20.....	99
8-8980-12.....	49, 53	8-9900-30.....	99
8-8980-3.....	51	8-9900-40.....	99
8-9012-3.....	55	80-75002.....	55
8-9021.....	61, 63, 69	80-95021.....	9
8-9021-3.....	69	80-95039.....	89
8-9021-5.....	69	9-0006-2.....	9
8-9021-6.....	61, 63, 69	9-0010-16.....	41
8-9021-7.....	69	9-0010-2.....	41
8-9021-8.....	69	9-0010-20.....	55
8-9021-9.....	69	9-0010-25.....	41
8-9021-K.....	69	9-0010-3.....	69
8-9112-1.....	69	9-0010-35.....	39
8-9305.....	95, 97	9-0010-4.....	39
8-9305-1.....	95, 97	9-0012-2.....	61, 63
8-9305-10.....	95	9-0012-25.....	39, 41
8-9305-11.....	95	9-0012-35.....	9, 11, 97
8-9305-12.....	95	9-0012-45.....	21
8-9305-2.....	95	9-0016-2.....	65
8-9305-3.....	95	9-0016-25E.....	9, 61
8-9305-30.....	95	9-0016-4.....	61, 63, 65
8-9305-31.....	95	9-0016-5.....	41, 61, 63, 65
8-9305-4.....	95	9-0017-0.....	11, 29
8-9305-5.....	95	9-0017-3.....	63, 65
8-9305-6.....	95	9-0018-6.....	41, 63, 65
8-9305-7.....	95	9-0019-36.....	11, 29
8-9305-8.....	95	9-0120-5.....	11
8-9307-2.....	41	9-0120-55.....	9, 21
8-9307-26.....	41	9-0204-45.....	55
8-9307-61.....	67	9-0205-3.....	83
8-9500-10.....	29, 71, 75, 83, 87, 97	9-0206-12.....	77
8-9500-12.....	49, 53, 55, 85, 87	9-0206-16.....	55
8-9500-13.....	11	9-0206-2.....	29, 57, 73, 79
8-9500-17.....	85	9-0206-25.....	77
8-9500-21.....	71	9-0206-3.....	95, 97
8-9501-15.....	89	9-0206-4.....	25, 57, 83
8-9503-1.....	85	9-0206-45.....	61, 73
8-9503-10.....	83, 97	9-0207.....	87
8-9512-18.....	49, 53	9-0208-2.....	29, 69
8-9513-1.....	75	9-0208-35.....	69
8-9515-15.....	9	9-0210-2.....	11, 97
8-9515-21.....	71, 85	9-0210-3.....	29, 61
8-9620-08.....	29, 83, 87	9-0210-4.....	63, 65
8-9620-09.....	89	9-0210-5.....	39, 67
8-9620-11.....	67	9-0212-3.....	41
8-9702-13.....	67	9-0212-35.....	11, 39
8-9705-10.....	97	9-0212-4.....	9, 21
8-9710-10.....	29, 41, 71, 87, 97	9-0212-45.....	11, 97
8-9710-11.....	57	9-0212-5.....	25, 29

9-0212-6.....	85	9-1927-35.....	71, 85
9-0212-65.....	57	9-1934-42.....	85
9-0212-7.....	63, 65	9-2009-2.....	83
9-0216-10.....	29	9-2012-1.....	73, 83
9-0216-11.....	29	9-2015.....	89
9-0216-35.....	61, 63, 65	9-2015-1.....	87
9-0216-65.....	29	9-2016.....	45
9-0304-08.....	55	9-2019-3.....	87
9-0306-16.....	25	9-2020.....	83
9-0308-16.....	63, 65	9-2024-5.....	73
9-0310-3.....	21	9-2028.....	73
9-0316-5.....	61	9-2045-2.....	69
9-0406-10.....	57, 67	9-2055.....	55
9-0406-20.....	55	9-2063.....	57
9-0412-65.....	45	9-2069.....	25, 57
9-0430-3.....	71	9-2132-16.....	73
9-1012.....	45	9-2180-30.....	25, 57
9-1016.....	45, 61, 63, 75	9-2217-2.....	73
9-1020.....	67, 69	9-2274.....	25, 57
9-1108.....	73, 79	9-2274-1.....	57
9-1110.....	21, 39	9-2305-3.....	69
9-1112.....	9, 21, 57, 61, 63, 65, 73, 97	9-2316-1.....	73
9-1112-K.....	11	9-2330.....	25, 57
9-1116.....	61, 63, 65	9-2406-3.....	73
9-1116-K.....	11, 29, 41, 61, 63	9-2407-4.....	25, 57
9-1130-2.....	39	9-2407-41.....	57
9-1206.....	73	9-2516.....	73
9-1212.....	61, 63, 65	9-2530.....	25, 57
9-1306.....	29, 79	9-2800.....	21, 25, 29, 39, 45, 67, 73, 75
9-1308.....	29	9-2805.....	57
9-1310.....	11, 29, 39, 41, 61, 69, 97	9-2928-7.....	39
9-1312.....	11, 21, 25, 29, 39, 41, 85, 97	9-3008-25.....	69
9-1316.....	29, 61, 63, 65	9-5032.....	99
9-1320.....	21	9-5050.....	99
9-1663.....	55	9-5075.....	99
9-1806-63.....	55	M1.....	51
9-1806-9.....	39	M2.....	51
9-1880-1.....	29	M3.....	51
9-1914-20.....	29, 67, 71, 83, 85, 87, 97	M4.....	51
9-1917-24.....	71, 85, 87, 95	M5.....	51
9-1918-25.....	71	M6.....	53
9-1921-29.....	9	M7.....	53



KONE-KETONEN OY

Kehätie 25
FIN-64100 Kristiinankaupunki
FINLAND

Telefon: +358 6 220 4100
Telefax: +358 6 221 2179

