

# Spare parts catalogue

# Ersatzteilkatalog

**KETO-155**  
**SUPREME**



Publ: 155S\_2007

Date: 17/10/07



Nr. \_\_\_\_\_ Date: \_\_\_\_\_



**Contents****Inhalt**

<b>Contents</b> .....	<b>Inhalt</b> .....	<b>1</b>
<b>Preface</b> .....	<b>Einleitung</b> .....	<b>3</b>
<b>Frame</b> .....	<b>Rahmen</b> .....	<b>5</b>
Frame .....	Rahmen .....	7
Color marking .....	Farbmarkierung.....	11
Thickness meter .....	Dickenmessgerät .....	13
Reverse wheel.....	Rückrad.....	15
<b>Delimiting knives</b> .....	<b>Entastungsmesser</b> .....	<b>17</b>
Delimiting knives.....	Entastungsmesser .....	19
Cylinder,delimiting knives .....	Zylinder,entastungsmesser.....	21
<b>Tilt</b> .....	<b>Tilt</b> .....	<b>23</b>
Head hanger .....	Hauptaufhänger .....	25
<b>Rotator</b> .....	<b>Rotor</b> .....	<b>27</b>
Indexator AV12S.....	Indexator AV12S.....	29
Damper.....	Dämpfer .....	31
Rotator FR15 .....	Rotor FR15 .....	33
<b>Tower and tracks</b> .....	<b>Turm und Raupen</b> .....	<b>35</b>
Tower and linkages.....	Turm und Gestänge .....	37
Track housing SS,fixed.....	Raupen SS,fest.....	41
Track housing NS,fixed.....	Raupen NS,fest.....	45
Track housing,swing .....	Antriebskettengehäuse,schwingen .....	47
Track.....	Raupen .....	49
Hydr.motor TMT 250.....	Hydr. Motor TMT 250.....	51
Hydr.motor TMT 315.....	Hydr. Motor TMT 315.....	55
Track measuring system.....	Längenausmass.....	59
Track cylinder .....	Raupenzylinder .....	61
<b>Saw casing</b> .....	<b>Sägegehäuse</b> .....	<b>63</b>
Saw casing .....	Sägegehäuse .....	65
Saw bar mount.....	Sägestabeinfassung .....	67
Saw motor and bar mount ....	Sägestabeinfassung und motor .....	69
Sensor, rotating .....	Geber, rotierend.....	71
Inductive sensor.....	Induktiv geber .....	73
Cylinder,saw .....	Zylinder,Säge.....	75

<b>Valve blocks</b> .....	<b>Ventilgruppe</b> .....	<b>77</b>
Valve block, large .....	Ventilblock, groß .....	79
Valve block, small .....	Ventilblock, klein .....	85
Block fittings.....	Einbausatz .....	89
Pilot valve .....	Vorsteuerventil .....	91
Accelerator valve, track opening	Beschleunigerventil, raupen .....	93
<b>Miscellaneous parts</b> .....	<b>Verschiedene Teile</b> .....	<b>95</b>
Lubrication pump .....	Schmierung Pumpe .....	97
Oil tank.....	Öltank.....	99
Safety stickers .....	Sicherheit aufkleber .....	101
<b>Hose kit JIC</b> .....	<b>Schlauchsatz JIC</b> .....	<b>103</b>
<b>Hose kit R</b> .....	<b>Schlauchsatz R</b> .....	<b>107</b>

## Preface

## Einleitung

All parts listed pcs/harvester head

Aller aufgeführte Kopf der Stücke der Teile/Erntemaschine

The following signs and names are used in this publication:

Die folgenden Zeichen und die Namen werden in dieser Publikation verwendet:

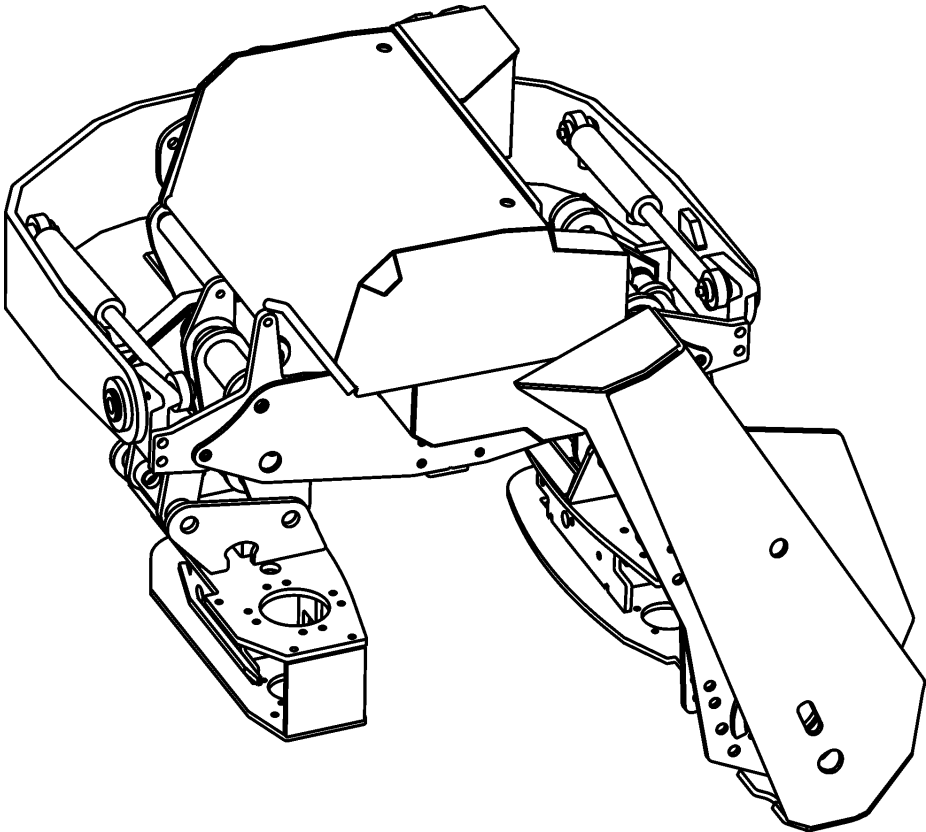
Compl. Vollst.	=	Complete Vollständig
NS	=	Not saw side Nicht die Seite der Säge
SS	=	Saw side die Seite der Säge
Assy.	=	Assembly Versammlung
-	=	Straight hose coupling Kupplung, gerade
L	=	90° hose coupling Kupplung 90°
V	=	45° hose coupling Kupplung 45°
/K	=	Hydr.motor Keto Hydr. Motor Keto
/R	=	Hydr.motor Standard Hydr. Motor Standard
Seal, USIT Dichtung, USIT	=	Metallic seal with an inner ring of rubber Metallische Dichtung mit einem inneren Ring des Gummis
PP	=	Cylinder bottom side Seite des Zylinderbodens
VP	=	Cylinder stem side Seite des Zylinderstammes
x	=	Order as required Ordnung, wie angefordert

All rights reserved

Alle Rechte vorbehalten

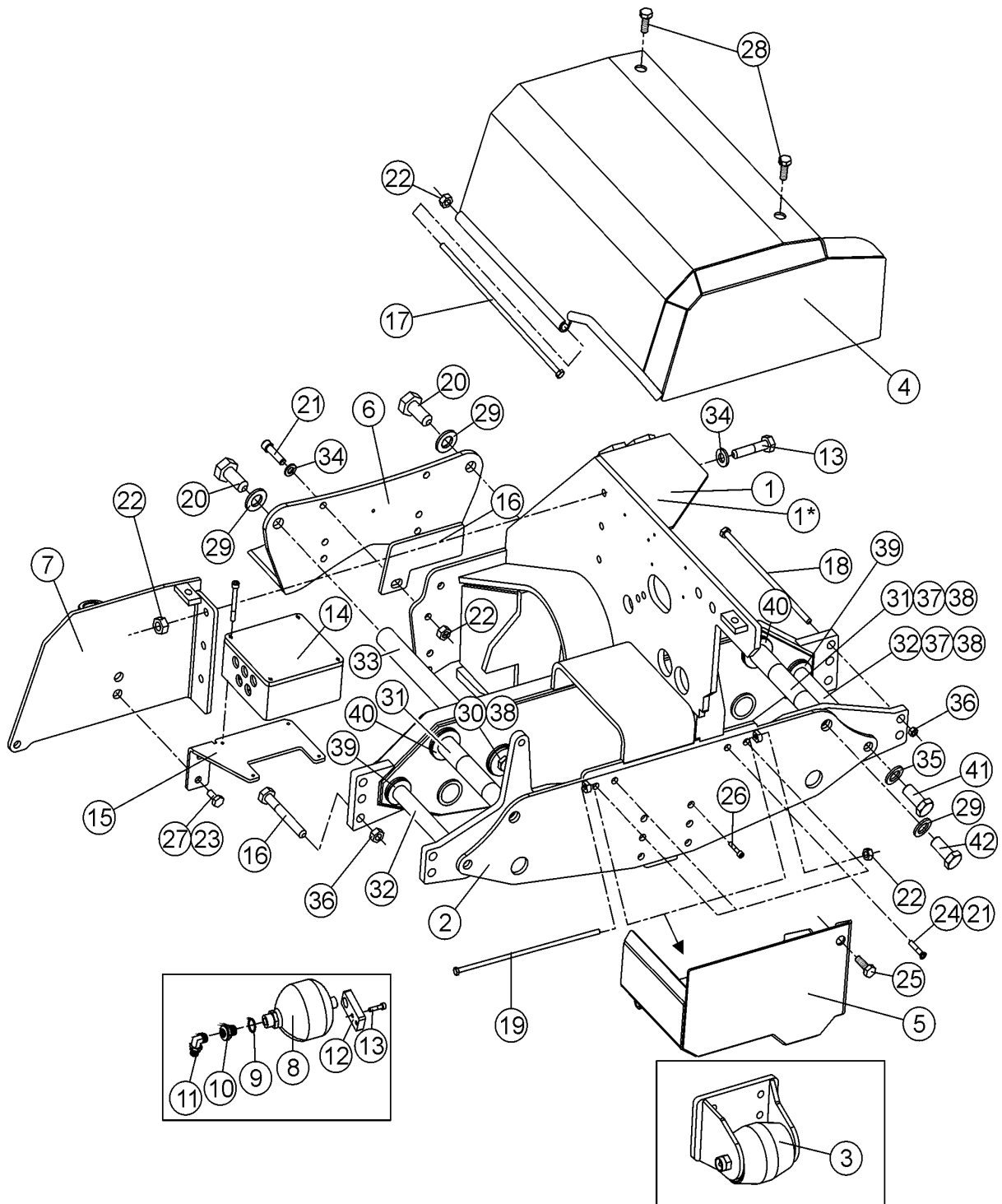
Frame

Rahmen



Frame

Rahmen





## Frame

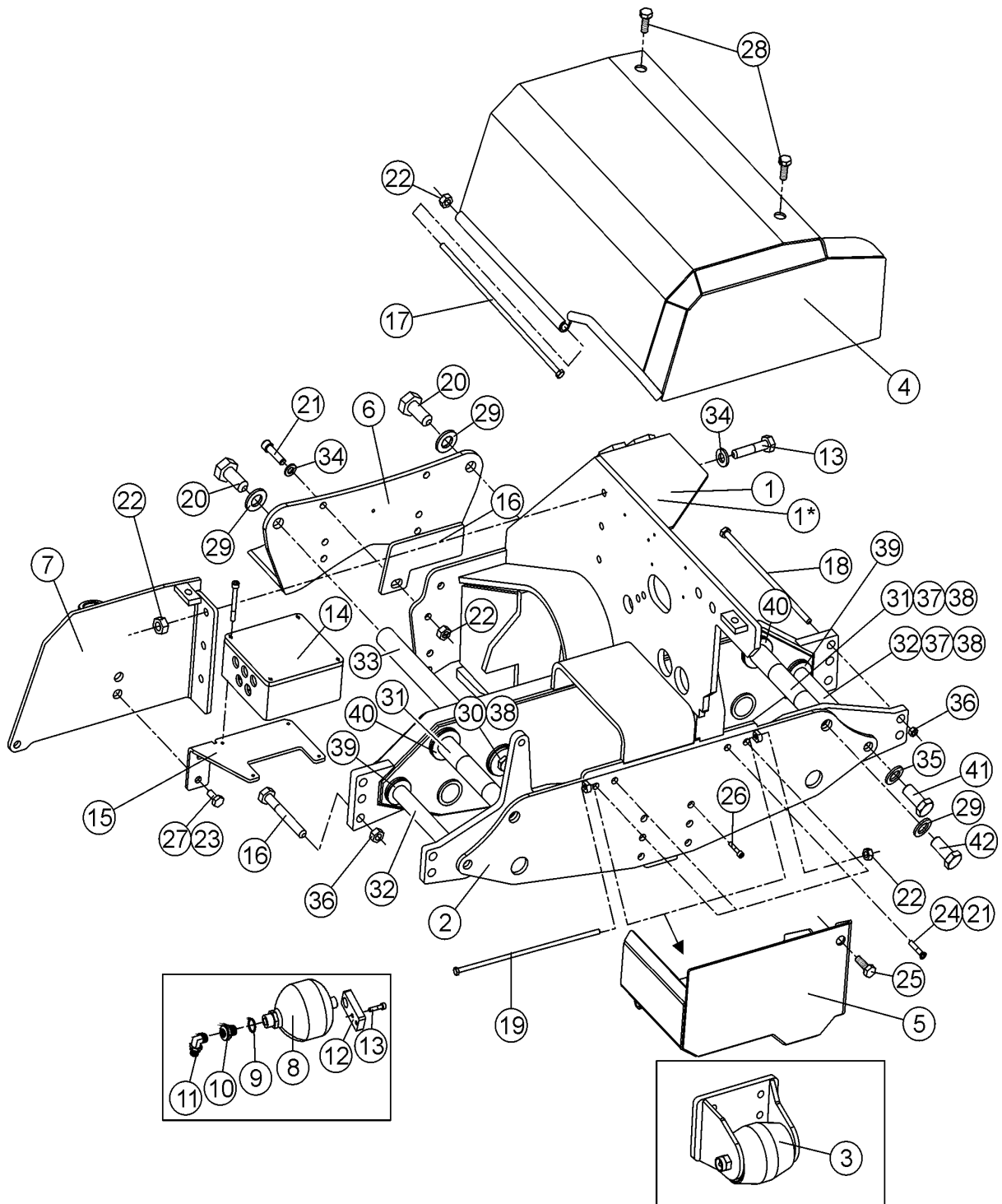
## Rahmen

Item Ref	Description Benennung		Order no Bestellungsnr.	pcs Men	Notes Anmerkung
1	Frame	Rahmen	25-10224	1	
2	Back plate	Hinterplatte	25-10227	1	
3	Reverse wheel	Rückrad	20-10231	1	
4	Protective cover	Schutzdeckel	30-75207	1	
5	Protective cover	Schutzdeckel	25-95027	1	
6	Delimiting knife, front Entastungsmesser, vorder		3-3022-1	1	
7	Oil tank	Öltank	25-95209	1	
8	Press. accumulator	Druckakkumulator	8-3008	1	0,75 l
9	Seal, USIT	Dichtung, USIT	9-1921-29	1	R1/2" ø21/29
10	Reducing nipple		8-9515-15	1	1/2"-1/4"
11	Angle nipple	Winkelnippel	8-9715-12	1	3/8-3/4UNF
12	Connecting part	Verbindungsstück	30-10232	1	
13	Screw, hex	Sechskantschraube	9-0212-35	X	M12x35
14	Electric Box Screw	Elektrische Gehäuse Schraube	80-95021 9-0006-2	1 4	M6x20 Electric Box Elektrische Gehäuse
15	Fitting bracket	Einbaugestell	20-85204	1	Electric Box Elektrische Gehäuse
16	Screw, hex	Sechskantschraube	9-0016-8	2	M16x80
17	Screw, hex	Sechskantschraube	9-0012-42	1	M12x420 <i>cut to fit</i>
18	Screw, hex	Sechskantschraube	9-0019-32	4	M16x320 <i>cut to fit, L=310</i>
19	Screw, hex	Sechskantschraube	9-0014-85	1	M12x400 <i>cut to fit</i>
20	Screw, hex	Sechskantschraube	9-0120-5	X	M20x1,5x50
21	Allen screw	Inbusschraube	9-0212-35	X	M12x35
22	Lock nut	Schlossmutter	9-1112	X	M12 nyloc
23	Lock washer	Sicherungsscheibe	9-1310	X	M10 Nordlock
24	Countersunk screw	Senkschraube	9-0312-35	X	M12x35
25	Flanged hex. screw	Schraube mit Flansch	9-0016-25E	X	M16x25
26	Allen screw	Inbusschraube	9-0212-35	6	Reverse wheel Rückrad M12x35
	Lock washer	Sicherungsscheibe	9-1312	6	M12 Nordlock
	Lock nut	Schlossmutter	9-1112	6	M12 nyloc
27	Allen screw	Inbusschraube	9-0210-2	2	M10x20
28	Flanged hex. screw	Schraube mit Flansch	9-0012-2L	X	M12x20
29	Lock washer	Sicherungsscheibe	9-1320	X	M20 Nordlock
30	Screw, hex	Sechskantschraube	9-0016-25	2	M16x25

X = Order as required      Ordnung, wie angefordert  
NS = Not saw side      Not saw side  
SS = Saw side      Saw side

Frame

Rahmen



## Frame

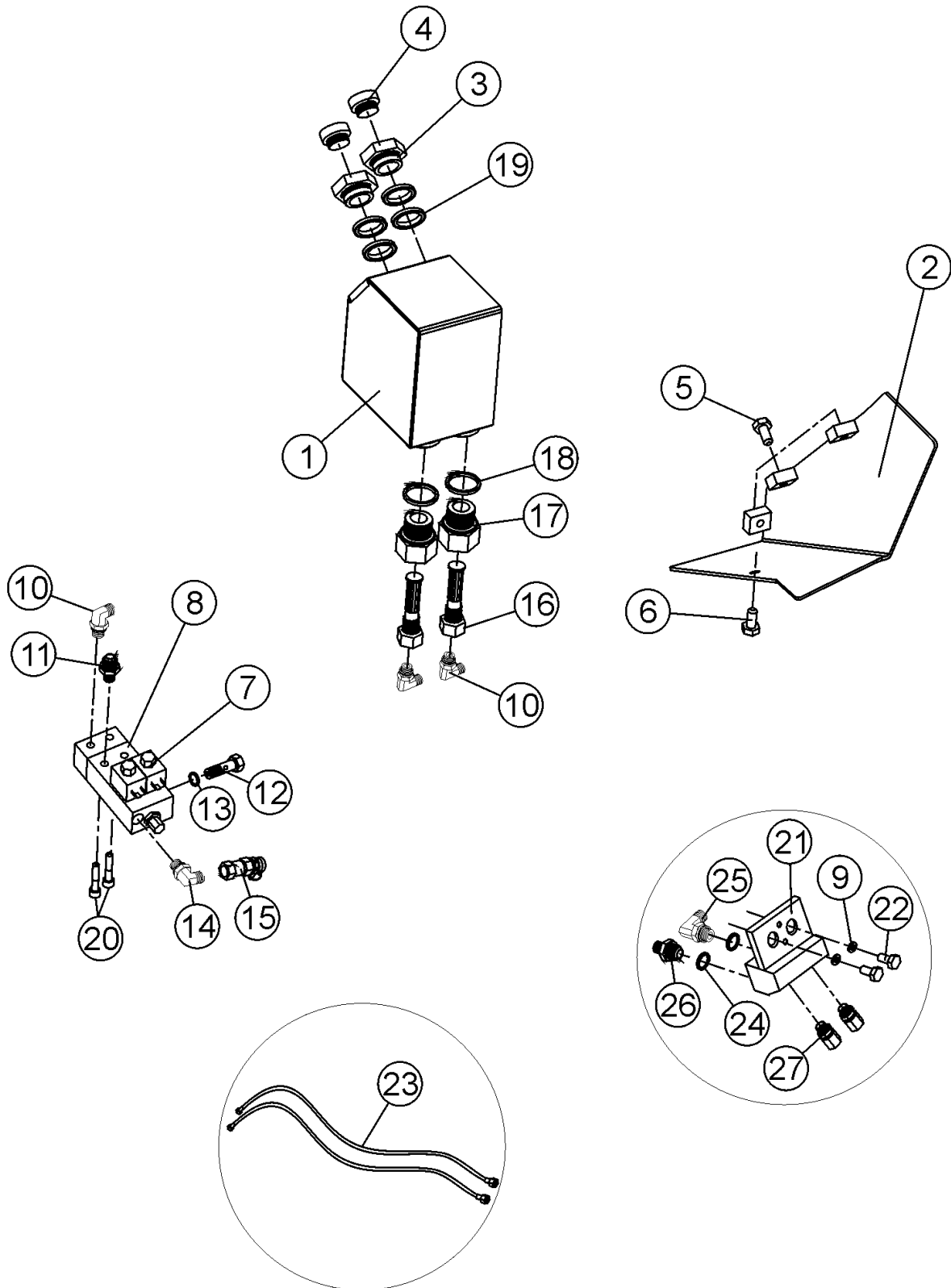
## Rahmen

Item Ref	Description Benennung		Order no Bestellungsnr.	pcs Men	Notes Anmerkung
31	Frame pin	Rahmenstift.	25-10026	2	ø35 L=420 M16x1,5, M20x1,5 Linkage, big Gestänge, groß
32	Frame pin	Rahmenstift.	25-10014	2	ø28 L=219 M16x1,5, M16x1,5 Linkage, small Gestänge, klein
33	Frame pin	Rahmenstift.	1-4302-11	2	ø35 L=420 Delimbing knives Entastungsmesser
34	Lock washer	Sicherungsscheibe	9-1312	X	M12 Nordlock
35	Lock washer	Sicherungsscheibe	9-1316	X	M16 Nordlock
36	Lock nut	Schlossmutter	9-1116-K	X	M16 Nyloc high
37	Screw, hex	Sechskantschraube	9-0116-3	X	M16x1,5x30
38	Washer	Scheibe	1-4304-19	6	ø55/16,5 S=6
39	Guide sleeve	Führungshülse	1-4304-12	2	ø28/38 L=62
40	Guide sleeve	Führungshülse	1-4304-11	4	ø35/45 L=62
41	Screw, hex	Sechskantschraube	9-0116-35	X	M16x1,5x35
42	Screw, hex	Sechskantschraube	9-0120-4	2	M20x1,5x40
	Double nipple	Doppelnippel	8-9500-10	1	R1/4"-1/4" Electric hose Elektrische Schlauch  Saw casing Sägegehäuse
	Double nipple	Doppelnippel	8-9710-12	2	3/8-3/4
	Double nipple	Doppelnippel	8-9500-13	1	3/8-7/8

X = Order as required      Ordnung, wie angefordert  
 NS = Not saw side      Not saw side  
 SS = Saw side      Saw side

Color marking

Farbmarkierung



## Color marking

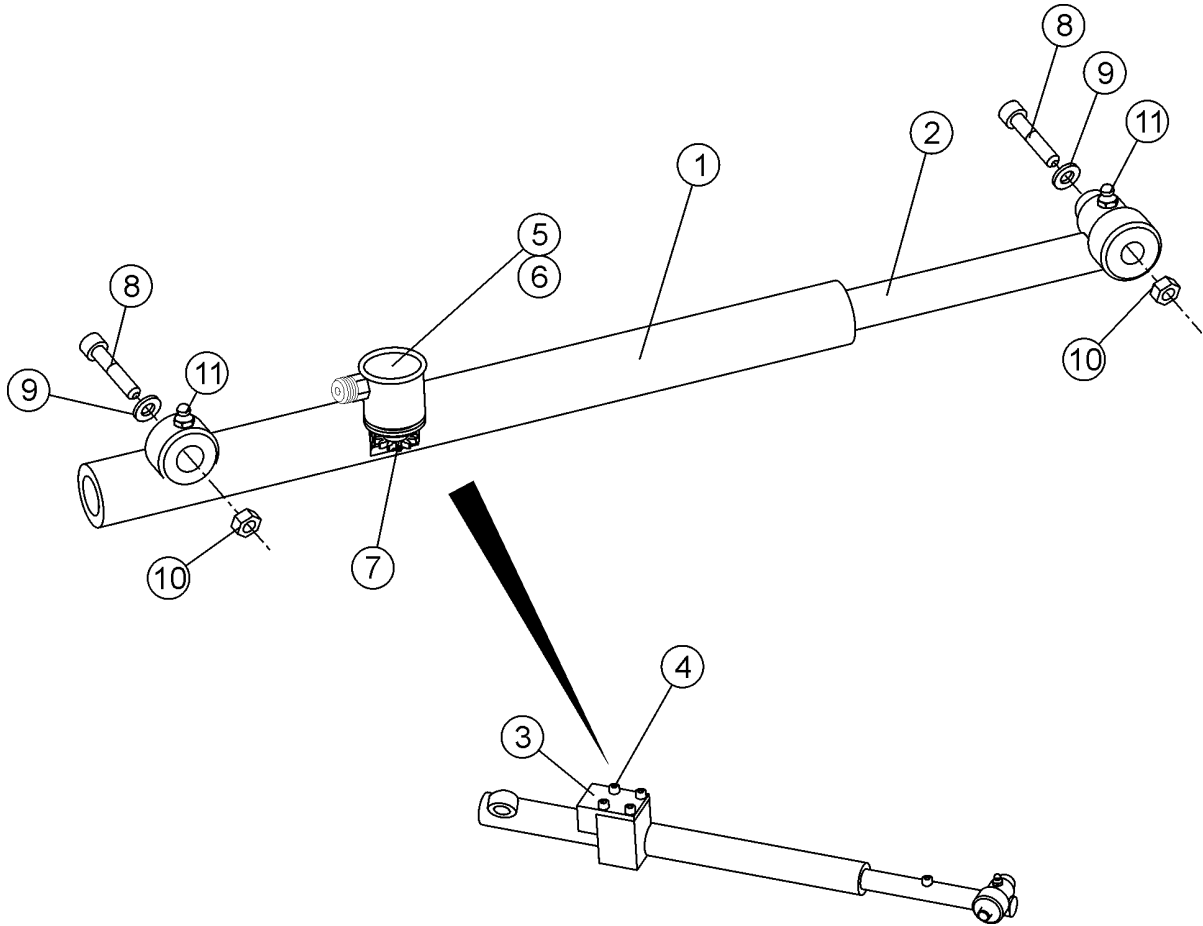
## Farbmarkierung

Item Ref	Description Benennung	Order no Bestellungsnr.	pcs Men	Notes Anmerkung
	Color marking Auxiliary parts kit Zusatzteilsatz	Farbmarkierung	1	Compl. Vollst.
1	Container	Behälter	20-85225	1
2	Bracket	Gestell	25-85220	1
3	Connection sleeve	Verbindungshülse	20-85227	
4	Oil cap	Öleinfüllung	9-5008	2 1" complete
	Seal, USIT	Dichtung, USIT	9-1934-42	X R1" ø34/42
	Screen	Sieb	8-9306-10	X
5	Flanged hex. screw	Schraube mit Flansch	9-0010-2L	X M10x20
6	Flanged hex. screw	Schraube mit Flansch	9-0012-2L	X M10x20
7	Solenoid valve	Magnetventil	8-9308-6	2
	Coil	Spule	8-9308-62	2
	Spindle	Spindel	8-9308-61	2
	Nut	Mutter	8-9308-9	2
	Seal kit	Dichtssatz	8-9308-63	X
8	Color pump	Farbpumpe	8-9309-1	1 type CSP-21
	Repair kit	Reparatursatz	8-9309-2	X
9	Lock washer	Sicherungsscheibe	9-1312	X M12 Nordlock
10	Angle nipple	Winkelnippel	8-9715-10	3 1/4-9/16
11	Double nipple	Doppelnippel	8-9710-10	1 R1/4"-9/16UNF
12	Banjo nipple	Banjonippel	8-9745-13	2 1/4"
13	Seal, USIT	Dichtung, USIT	9-1914-20	2 1/4"
14	Angle nipple	Winkelnippel	8-9715-10	1 1/4-9/16
	Angle nipple	Winkelnippel	8-9715-8	1 R1/4
15	Meas. coupler	Meßanschluß	8-3000-2	X R1/4"
16	Filter	Filter	8-9307-20	2
17	Connection sleeve	Verbindungshülse	20-85236	2
18	Seal, USIT	Dichtung, USIT	9-1924-32	2 R5/8" ø24/32
19	Seal, USIT	Dichtung, USIT	9-1943-52	4 R1 1/4"
20	Allen screw	Inbusschraube	9-0208-25	2 M8x25 countersunk
21	Block	Block	10-85000	1 Forst R1/8"
22	Screw, hex	Sechskantschraube	9-0012-25	2 M12x25
23	Hose	Schlauch	8-9360	2 L 600mm, 1/8"
24	Seal, USIT	Dichtung, USIT	9-1910-16	2 1/8"
25	Angle nipple	Winkelnippel	8-9512-7	1 90° 1/8"
26	Double nipple	Doppelnippel	8-9500-08	1 R1/8-R1/8"
27	Nozzle	Düse	8-9308-12	2
	Repair kit	Reparatursatz	8-9308-13	2
	Shield plate	Schutzplatte	20-85202	1 Nozzle Düse
	Screw, hex	Sechskantschraube	9-0012-25	2 M12x25
	Lock washer	Sicherungsscheibe	9-1312	X M12 Nordlock

X = Order as required      Ordnung, wie angefordert  
NS = Not saw side      Not saw side  
SS = Saw side      Saw side

Thickness meter

Dickenmessgerät



## Thickness meter

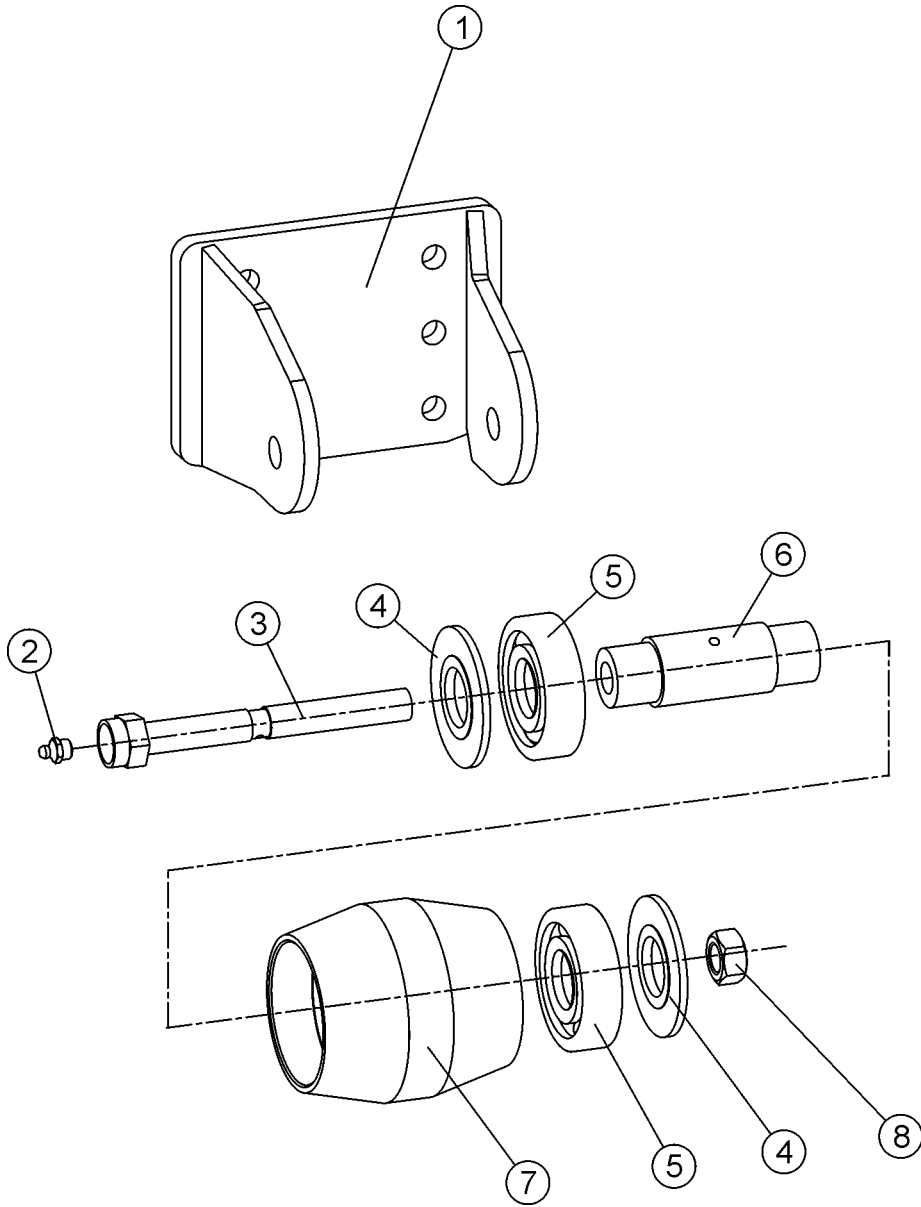
## Dickenmessgerät

Item Ref	Description Benennung	Order no Bestellungsnr.	pcs Men	Notes Anmerkung
1	Frame Rahmen	25-45202	1	K155
2	Gear rack Zahnstange	25-45203	1	
3	Cover Deckel	20-45210	1	
4	Allen screw Inbusschraube	9-0206-16	4	M6x16
5	Sensor Geber	3-2150-85	1	EMETA MA522
	Sensor Geber		1	Leine&Linde
	Contact plug and wire Kontaktstecker und -leitung	3-2152-17	X	Leine&Linde 5m
6	O-ring O-ring	9-2028	1	28x2,62
7	Gear Zahnrad	15-90205	1	
8	Allen screw Inbusschraube	9-0212-5	1	M12x50
9	Lock washer Sicherungsscheibe	9-1312	X	M12 nordlock
10	Lock nut Schlossmutter	9-1112	2	M12
11	Grease nipple Schmiernippel	9-2800	2	1/8"
12	Attachment Halter	20-45215	1	
13	Allen screw Inbusschraube	9-0206-4	4	M6x40
14	Stopper, allen screw Stopper, Inbusschraube	9-0206-10	1	M6x10

X = Order as required      Ordnung, wie angefordert  
NS = Not saw side      Not saw side  
SS = Saw side      Saw side

Reverse wheel

Rückrad





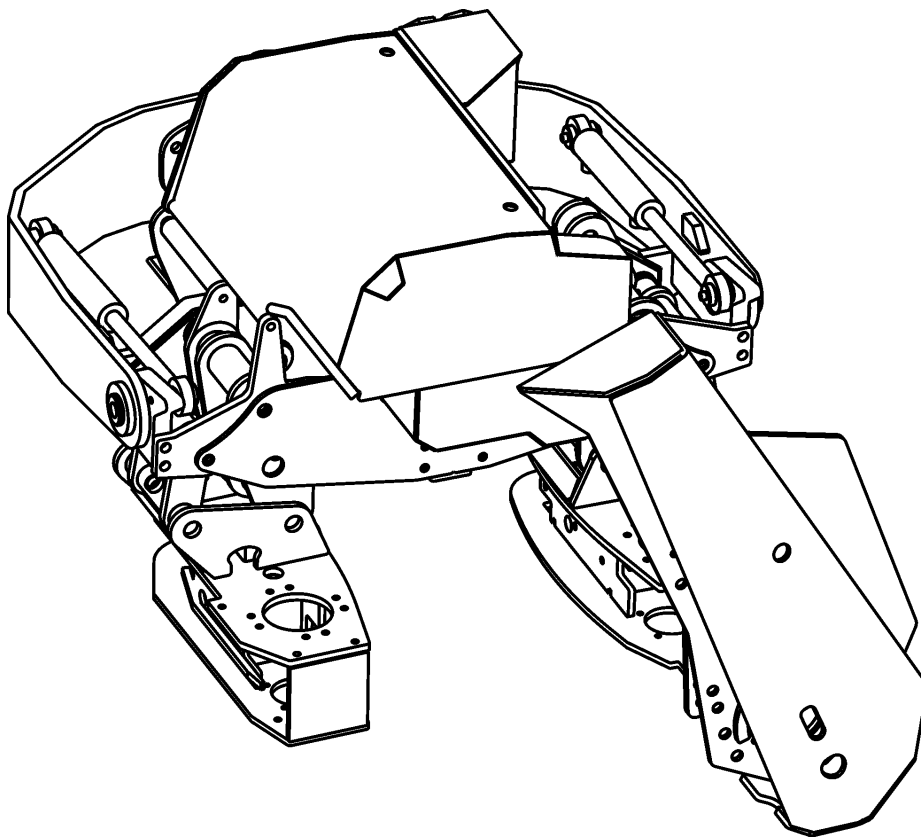
## Reverse wheel

## Rückrad

Item Ref	Description Benennung	Order no Bestellungsnr.	pcs Men	Notes Anmerkung
	Reverse wheel      Rückrad	20-10231	1	Compl.      Vollst.
1	Frame      Rahmen	20-10230	1	
2	Grease nipple      Schmiernippel	9-2800	1	R1/8"
3	Shaft      Achse	20-10227	1	
4	Spacer ring      Zwischenring	20-10215	2	
5	Bearing      Lager	8-3100-06	2	72/30-19 (6306 2RS)
6	Shaft      Achse	20-10228	1	
7	Reverse wheel      Rückrad	20-10229	1	L=106
8	Nut      Mutter	9-1116	1	M16 nyloc
	Lock washer      Sicherungsscheibe	9-1316	2	M16 Nordlock
	Allen screw      Inbusschraube	9-0212-35	6	M12x35
	Lock washer      Sicherungsscheibe	9-1312	6	M12 Nordlock
	Lock nut      Schlossmutter	9-1112	6	M12 nyloc

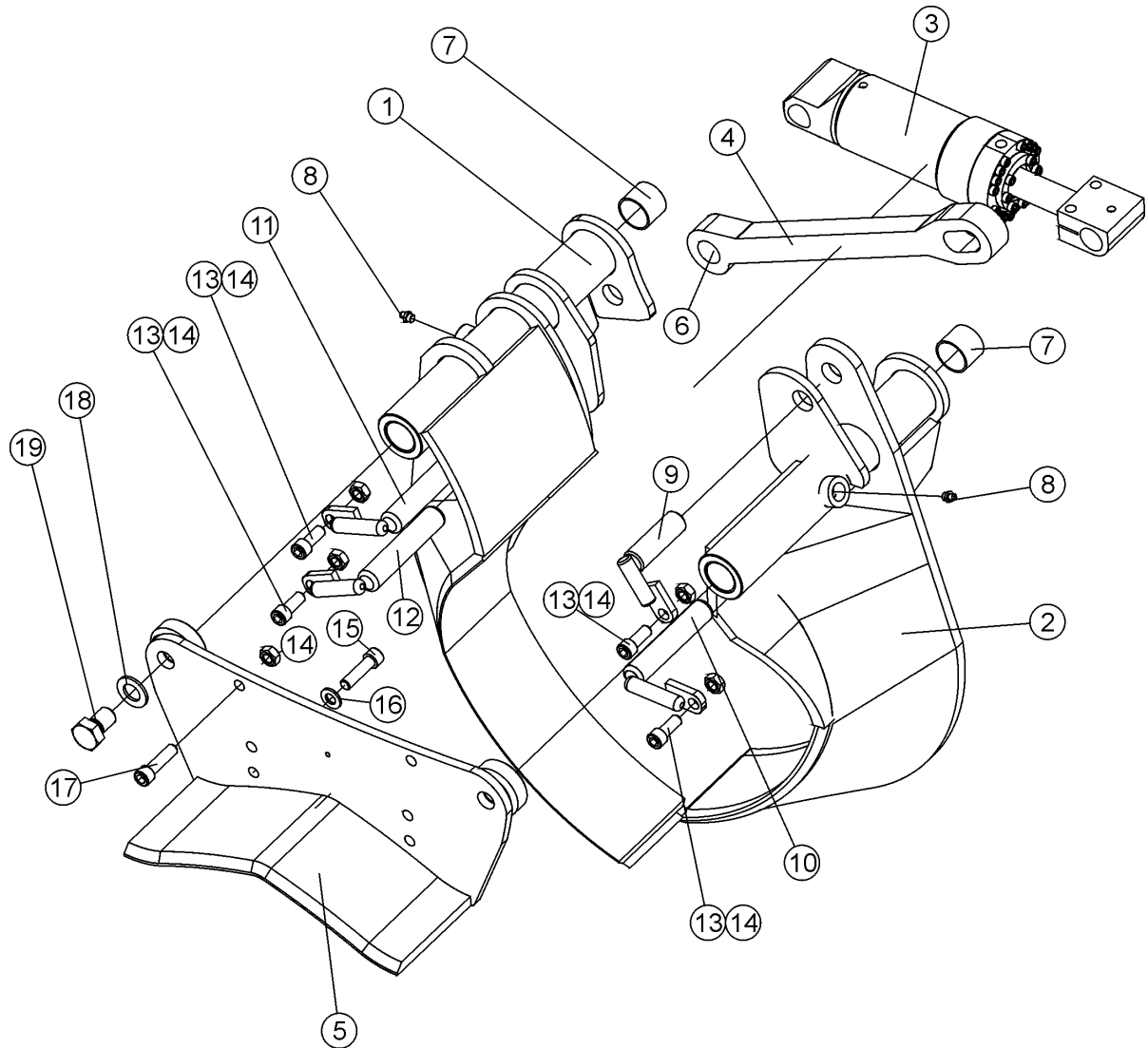


Delimiting knives Entastungsmesser



Delimiting knives

Entastungsmesser



## Delimbing knives

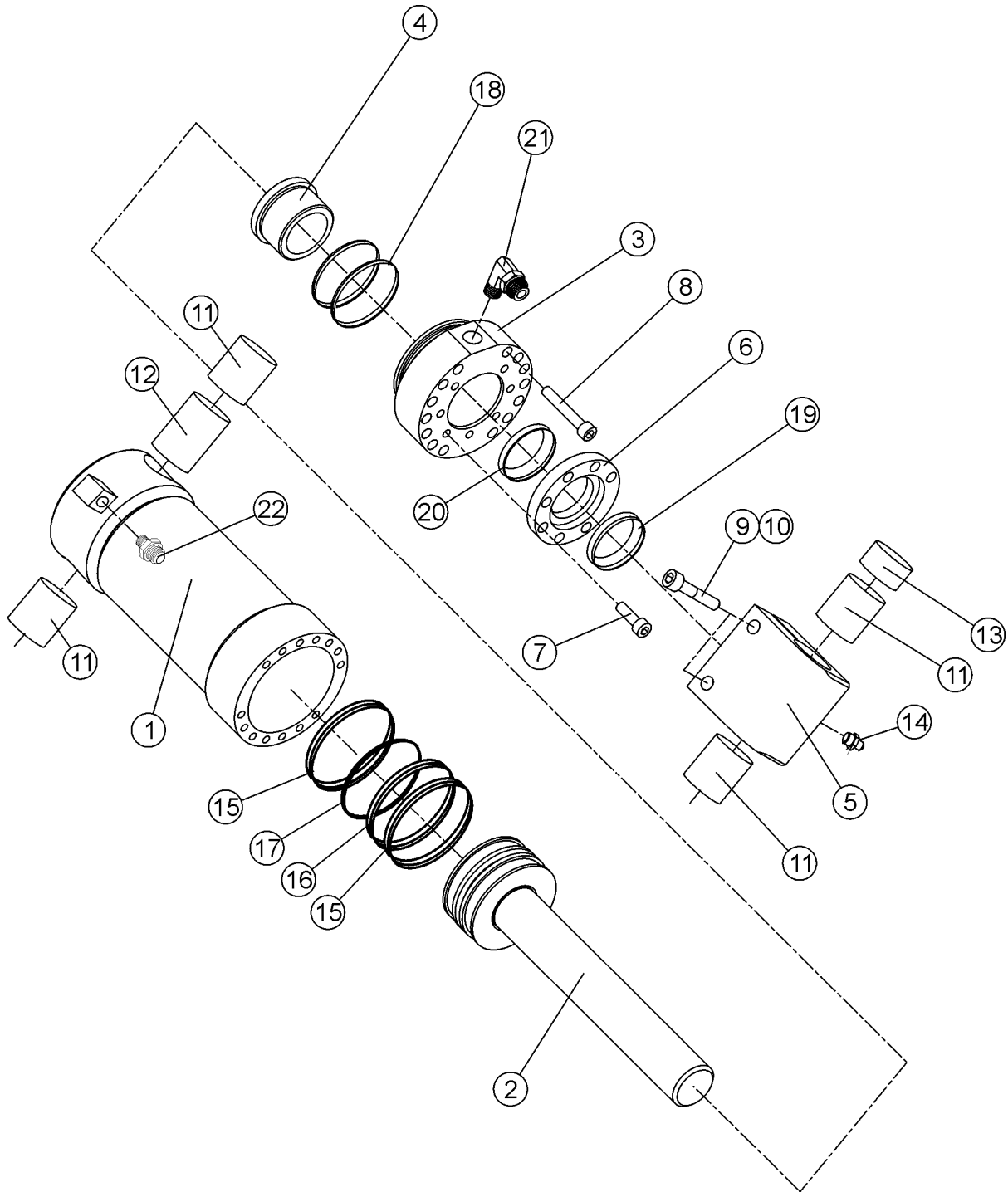
## Entastungsmesser

Item Ref	Description Benennung	Order no Bestellungsnr.	pcs Men	Notes Anmerkung
1	Delimbing knife      Entastungsmesser Replacement insert    Wiedereinbaueinsatz	2-3003-2		NS
2	Delimbing knife      Entastungsmesser Replacement insert    Wiedereinbaueinsatz	2-3002-2		SS
3	Cylinder,delimbing knives Zylinder,entastungsmesser	3-4010-1	1	See page 22
4	Balancing rod          Balanzierstange	3-4044-1	1	
5	Delimbing knife, fixed Entastungsmesser, bewegungslos	3-3022-1	1	
6	Bushing                Buchse	8-5025-2	1	WB802 ø25/28-30
7	Bushing                Buchse	8-5035-03	8	WB802 ø35/39-30
8	Grease nipple          Schmiernippel	9-2800	X	R1/8"
9	Pin                      Stift	4-4092-1	1	øBalancing rod Balanzierstange
10	Cylinder pin            Zylinderstift	4-4091	1	øCylinder stem side Seite des Zylinderstammes
11	Cylinder pin            Zylinderstift	4-4091-11	1	øCylinder bottom side Seite des Zylinderbodens
12	Pin                      Stift	4-3092-31	1	SS øBalancing rod Balanzierstange
13	Allen screw            Inbusschraube	9-0212-3	4	M12x30
14	Lock nut                Schlossmutter	9-1112	6	M12 nyloc
15	Allen screw            Inbusschraube	9-0212-35	4	M12x35
16	Lock washer            Sicherungsscheibe	9-1312	4	M12 Nordlock
17	Allen screw            Inbusschraube	9-0212-35	1	M12x35 SS
	Allen screw            Inbusschraube	9-0212-45	1	M12x45 NS
18	Lock washer            Sicherungsscheibe	9-1320	2	M20 Nordlock
19	Screw, hex              Sechskantschraube	9-0120-5	2	M20x1,5x50

X = Order as required                      Ordnung, wie angefordert  
NS = Not saw side                            Not saw side  
SS = Saw side                                    Saw side

Cylinder, delimiting knives

Zylinder, entastungsmesser



## Cylinder,delimbing knives

## Zylinder,entastungsmesser

Item Ref	Description Benennung	Order no Bestellungsnr.	pcs Men	Notes Anmerkung
	Cylinder,compl.      Zylinder,vollst.	3-4010-1	1	
	Seal kit                      Dichtssatz	9-2170-30	1	Parts marked with * are included to the seal kit
1	Cylinder barrel      Laufbuchse	3-3011-2	1	Ø70
	Nipple                      Nippel	4-1400-2	1	Fixed                      Bewegungslos
2	Piston and stem      Kolbe und stange	3-4012-2	1	
3	Guide sleeve              Führungshülse	3-3011-4	1	Ø70 R3/8"
4	Sliding sleeve          Gleithülse	3-3099-3	1	ø45/30-26
5	Stem eye                      Armöse	3-2101-3	1	
6	Support ring              Stützring	3-3100-5	1	
7	Allen screw              Inbusschraube	9-0206-2	7	M6x20
8	Allen screw              Inbusschraube	9-0206-45	16	M6x45
9	Allen screw              Inbusschraube	9-0210-4	2	M10x40 12.9
10	Lock washer              Sicherungsscheibe	9-1310	X	M10 nordlock
11	Bushing                      Buchse	8-5025-1	1	WB802 ø25/28-25
12	Bushing                      Buchse	9-5025-2	1	WB802 ø25/28-30
13	Bushing                      Buchse	8-5025-0	1	WB802 ø25/28-15
14	Grease nipple              Schmiernippel	9-2800	X	1/8"
*15	Slide ring                      Gleitring	9-2407-31	2	
*16	Piston seal                      Kolbendichtung	9-2280	1	Shamban 4,2*66/70
* 17	O-ring                      O-ring	9-2058	1	58x3,5
* 18	O-ring                      O-ring	9-2060	2	60x2,6
* 19	Stem seal                      Kolbenstangendichtung	9-2330	1	30-40-10
* 20	Wiper                      Wiper	9-2530	1	30-40-10/7
21	Angle nipple              Winkelnippel	8-9715-12	1	3/8"-3/4" UNF
22	Double nipple              Doppelnippel	8-9710-11	1	3/8"

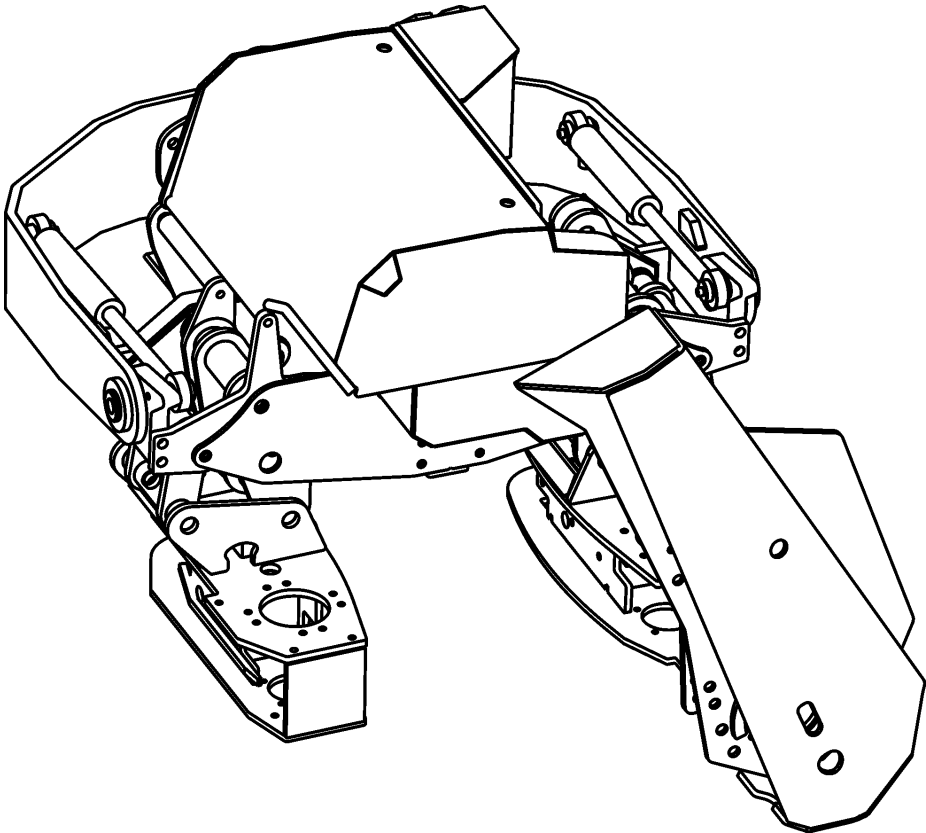
X = Order as required                      Ordnung, wie angefordert  
NS = Not saw side                      Not saw side  
SS = Saw side                      Saw side





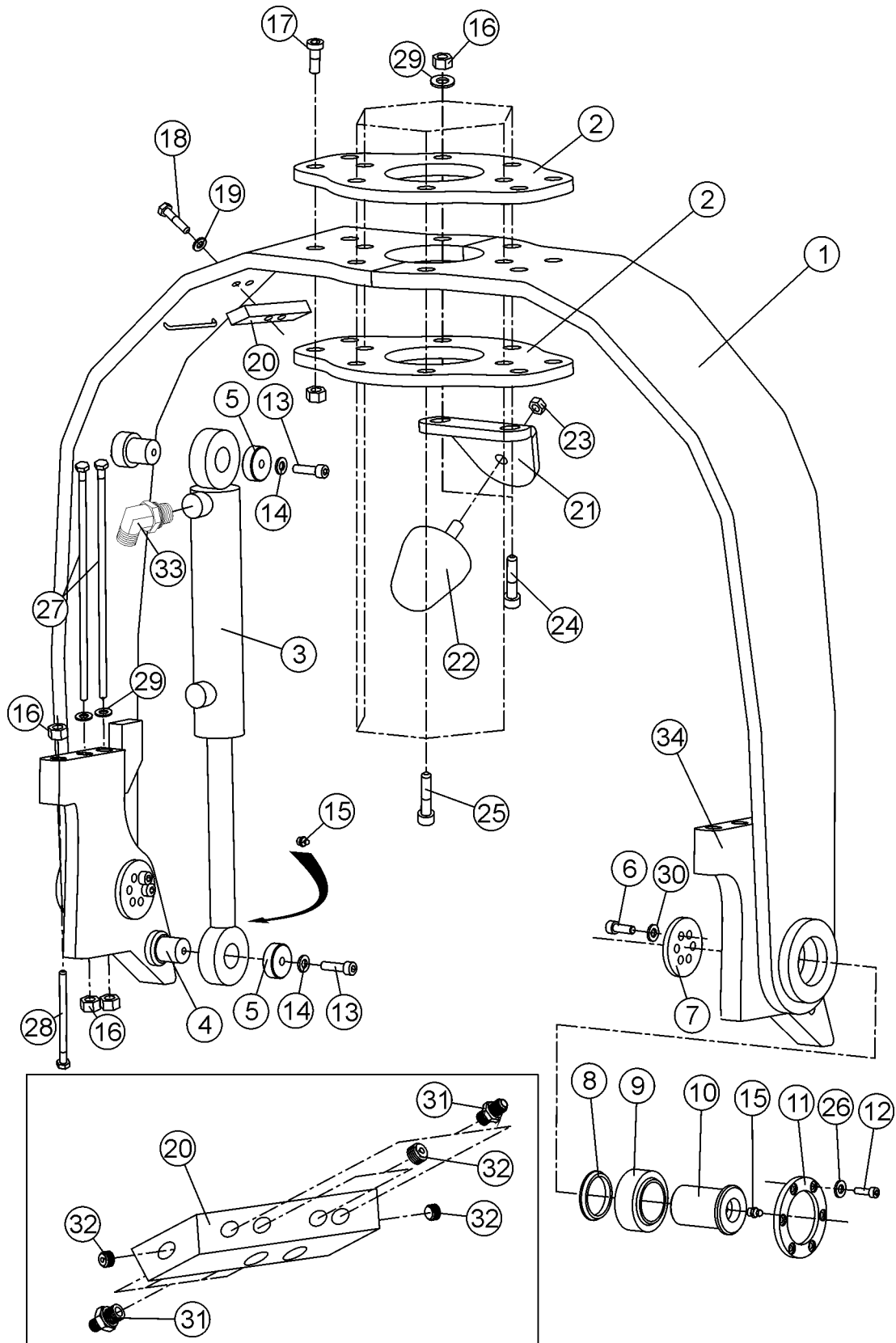
Tilt

Tilt



Head hanger

Hauptaufhänger



## Head hanger

## Hauptaufhänger

Item Ref	Description Benennung		Order no Bestellungsnr.	pcs Men	Notes Anmerkung
1	Head hanger	Tilt	25-20214	1	SS
	Head hanger	Tilt	25-20231	1	NS
2	Mounting plate	Befestigungsplatte	20-20224	2	
2	Mounting plate	Befestigungsplatte	20-20245	X	with indexator, bevelled
3	Cylinder	Zylinder	15-25201	2	
4	Bush	Hülse	20-20214	4	
5	Locking plate	Sicherungsplatte	30-20210	4	
6	Allen screw	Inbusschraube	9-0208-2	4	M8x20
7	Mounting plate	Befestigungsplatte	20-20217	2	
8	Support ring	Stützring	15-20208	2	
9	Bearing	Lager	8-3104	2	IKO GE40
10	Guide sleeve	Führungshülse	15-20221	2	
11	Mounting plate	Befestigungsplatte	20-20232	2	
12	Allen screw	Inbusschraube	9-0206-2	12	M6x20
13	Allen screw	Inbusschraube	9-0208-2	12	M8x20
14	Lock washer	Sicherungsscheibe	9-1308	4	M8 Nordlock
15	Grease nipple	Schmiernippel	9-2800	4	R1/8"
16	Nut	Mutter	9-1116-K	X	M16 nyloc / high
17	Allen screw	Inbusschraube	9-0216-65	4	M16x65
18	Allen screw	Inbusschraube	9-0212-5	4	M12x50
19	Lock washer	Sicherungsscheibe	9-1312	2	M12 Nordlock
20	Adapter block	Adapterblock	20-20236	1	
21	Mounting plate	Befestigungsplatte	20-20223	1	
22	Rubber bumper	Gummipuffer	9-1880-1	1	Ø50
23	Nut	Mutter	9-1880-1	1	
24	Allen screw	Inbusschraube	9-0216-11	2	M16x110
25	Allen screw	Inbusschraube	9-0216-10	4	M16x100
26	Lock washer	Sicherungsscheibe	9-1306	12	M6 Nordlock
27	Screw, hex	Sechskantschraube	9-0019-32	4	M16x320 <i>cut to fit, L=310</i>
28	Screw, hex	Sechskantschraube	9-0016-8	2	M16x80
29	Lock washer	Sicherungsscheibe	9-1316	X	M16 Nordlock
30	Lock washer	Sicherungsscheibe	9-1308	2	M8 Nordlock
31	Double nipple	Doppelnippel	8-9710-10	6	R1/4"-9/16UNF
	Double nipple	Doppelnippel	8-9500-10	6	R1/4"-1/4"
	Seal, USIT	Dichtung, USIT	9-1914-20	X	1/4" with R-nipples
32	Plug	Stopfen	8-9620-08	X	1/4" BSP
33	Angle nipple	Winkelnippel	8-9715-8	4	R1/4"-1/4"
34	Mounting plate	Befestigungsplatte	25-20211	2	SS/NS

X = Order as required

Ordnung, wie angefordert

NS = Not saw side

Not saw side

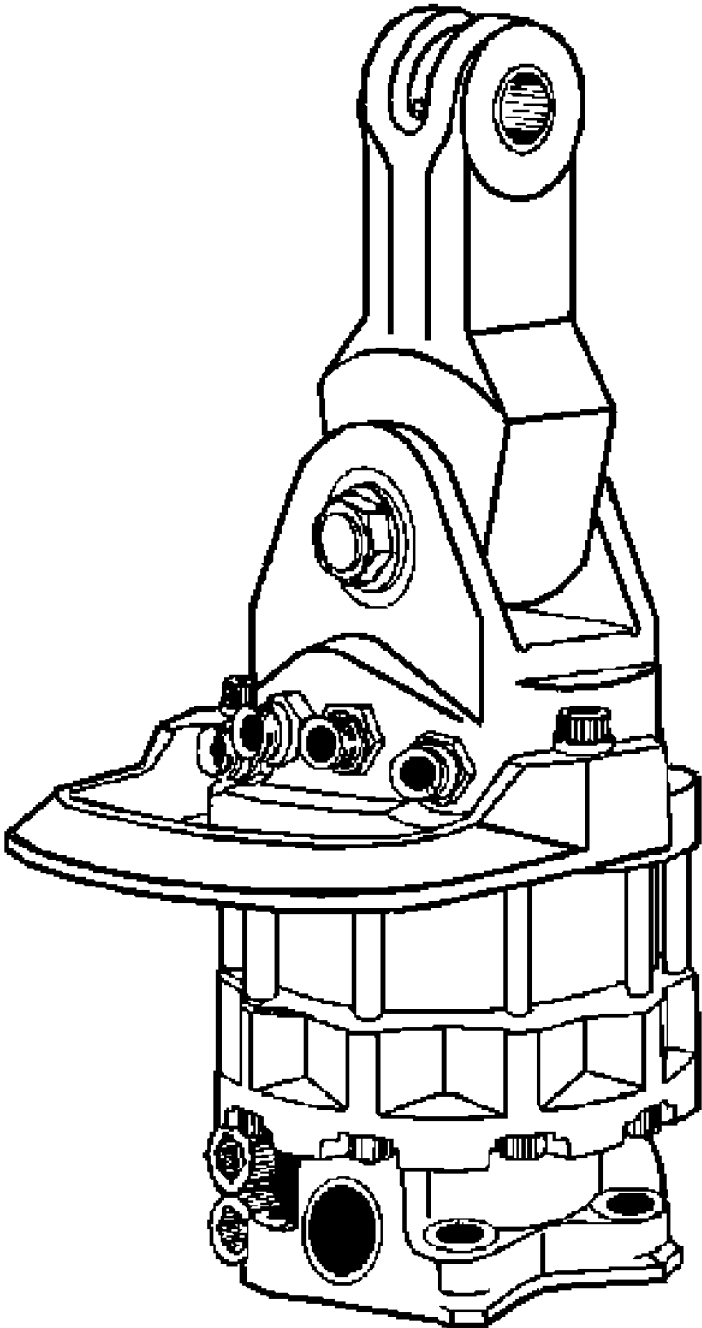
SS = Saw side

Saw side



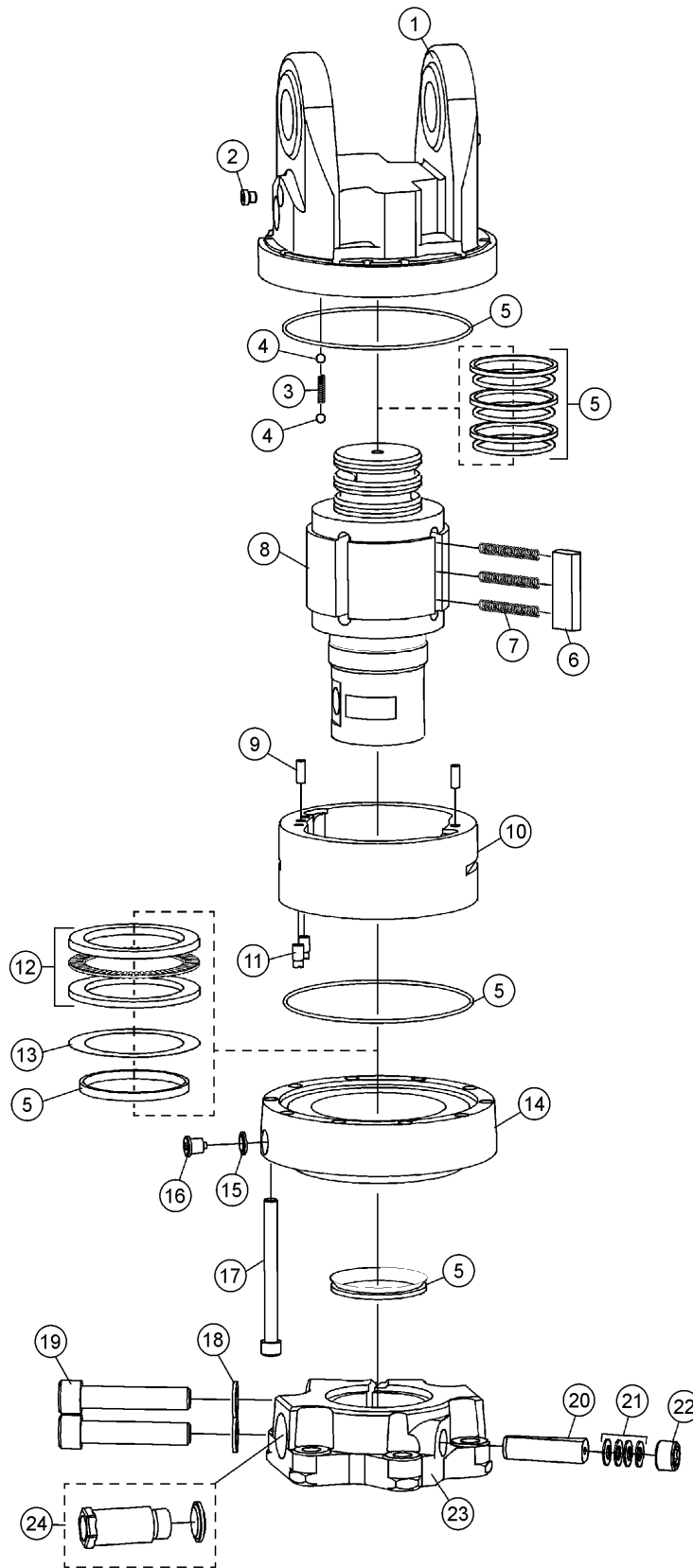
Rotator

Rotor



Indexator AV12S

Indexator AV12S



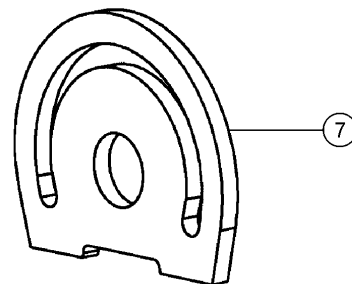
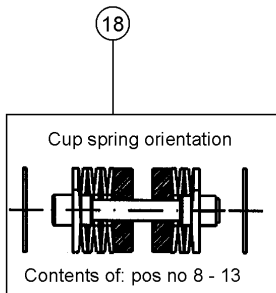
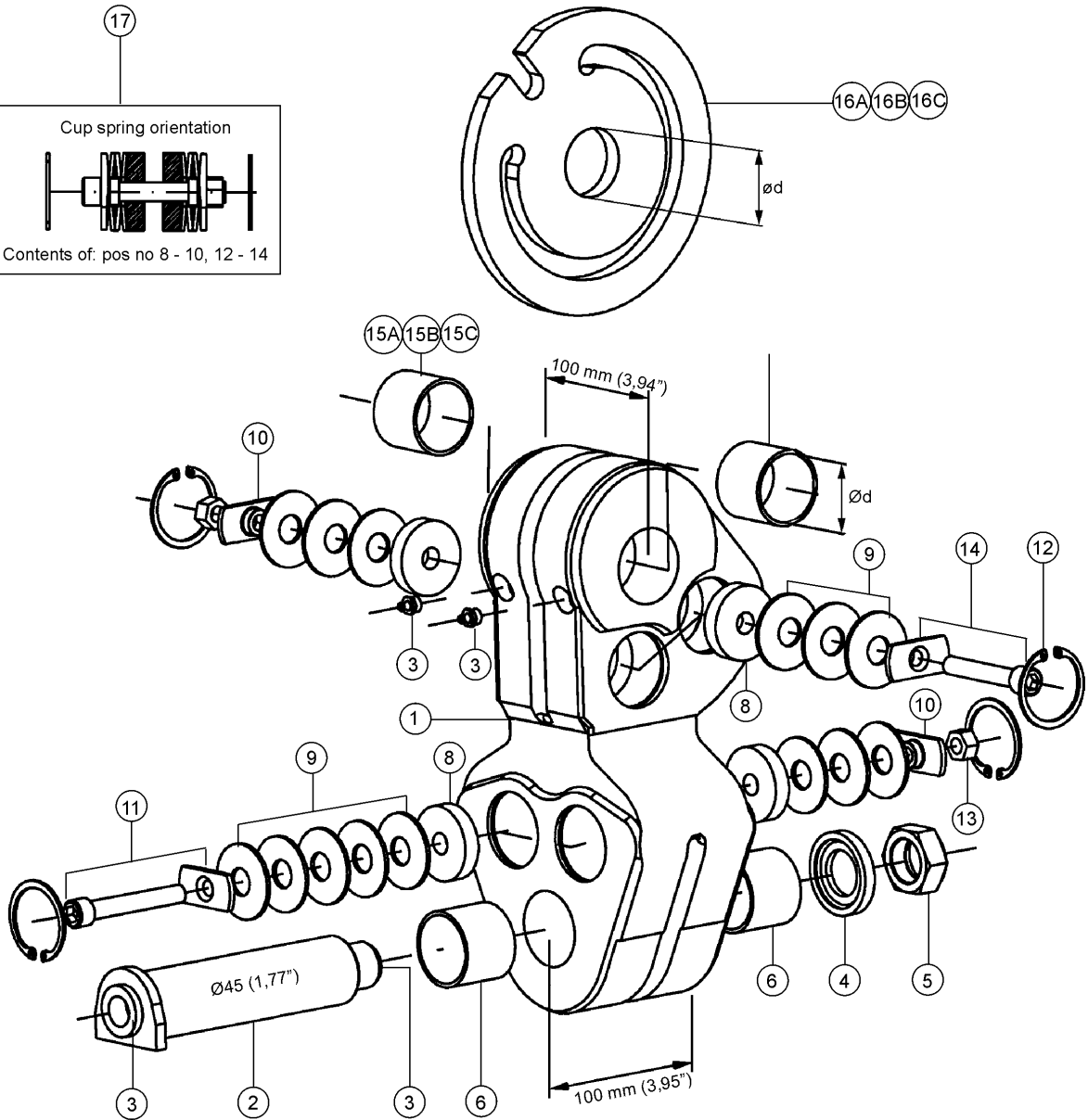
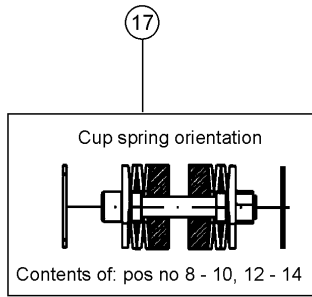
## Indexator AV12S

## Indexator AV12S

Item Ref	Description Benennung		Order no Bestellungsnr.	pcs Men	Notes Anmerkung
	Rotator Compl.	Rotor Vollst.	5112 096	1	
1	Upper part	Oberteil	5011 018	1	Includes parts ref 2 Enthaltet Stück Nr. 2
2	Plug	Stopfen	5001 381	1	R 1/8"
3	Spring	Feder	1020 536	1	
4	Ball	Kugel	1005 545	1	
5	Seal kit	Dichtssatz	5011 047	1	
	Slide ring	Gleitring	1005 669	3	
	O-ring	O-ring	1013 515	2	
	Oil seal	Öldichtung	1003 367	1	
	V-ring	V-ring	1019 470	1	
6	Plate	Platte	5011 160	4	
7	Spring	Feder	5006 030	12	
8	Shaft	Achse	5112 026	1	
9	Pin	Stift	1019 900	2	
10	Frame	Rahmen	5112 023	1	
11	Restrictor	Drosselblende	5011 106	2	
12	Bushing set	Lagersatz	5112 022	1	
13	Shim	Anpaßring	5010 081	1	
	Shim	Anpaßring	1016 658	1	0,100 mm
	Shim	Anpaßring	1017 029	1	0,125 mm
	Shim	Anpaßring	1016 641	1	0,150 mm
	Shim	Anpaßring	1017 425	1	0,178 mm
14	Lower part	Unterteil	5112 020	1	Includes parts ref 15,16 Enthaltet Stück Nr. 15,16
15	Gasket	Dichtung	1019 116	1	
16	Plug	Stopfen	1025 709	1	
17	Screw	Schraube	1002 120	10	
18	Washer	Scheibe	1019 496	2	
19	Screw	Schraube	1019 488	1	
20	Key	Keil	5010 038	1	
21	Belleville spring	Tellerfeder	1015 643	4	
22	Screw	Schraube	5010 039	1	
23	Mounting plate	Befestigungsplatte	5011 022	1	
24	Terminal Kit	Anschlußsatz	5010 065	1	

Damper

Dämpfer





## Damper

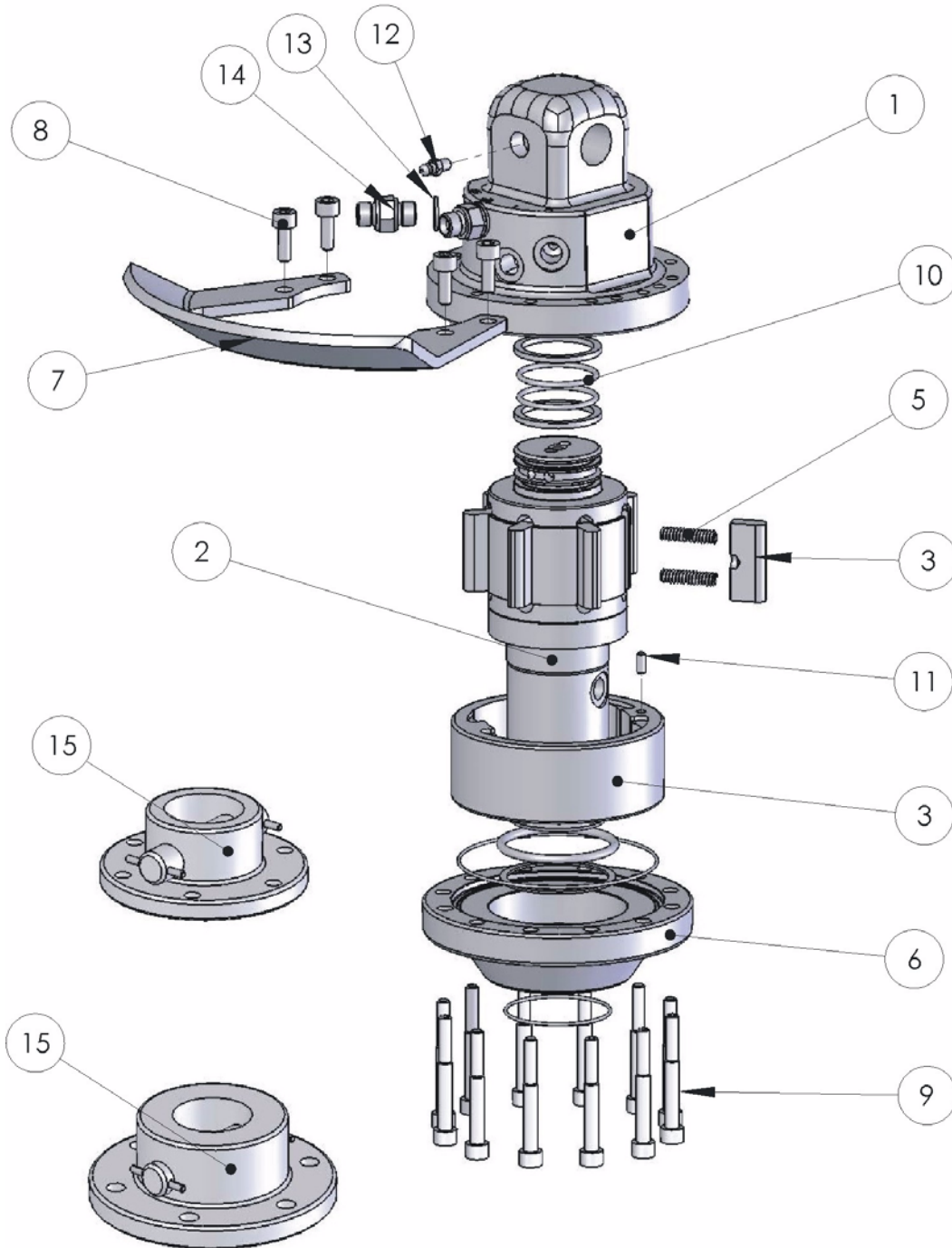
## Dämpfer

Item Ref	Description Benennung		Order no Bestellungsnr.	pcs Men	Notes Anmerkung
A	Damper Ød=45	Dämpfer	5016 700	1	Includes parts ref 1-14,15A,16A Enthaltet Stück Nr. 1-14,15A,16A
B	Damper Ød=40	Dämpfer	5016 707	1	Includes parts ref 1-14,15B,16B Enthaltet Stück Nr. 1-14,15B,16B
C	Damper Ød=35	Dämpfer	5016 708	1	Includes parts ref 1-14,15C,16C Enthaltet Stück Nr. 1-14,15C,16C
1	Damper	Dämpfer	5016 147	1	Includes parts ref 6 Enthaltet Stück Nr. 6
2	Pin	Stift	5016 052	1	
3	Grease nipple	Schmiernippel	1001 825	4	
4	Washer	Scheibe	5005 235	1	
5	Nut	Mutter	5001 137	1	
6	Bushing	Buchse	5006 673	2	Ø45 / O-ring 1007 178
7	Brake disc	Bremsscheibe	5016 273	1	
8	Brake lining	Bremsbelag	5016 125	8	
9	Belleville spring	Tellerfeder	1026 616	28	
10	Special nut	Spezialmutter	5016 269	4	
11	Special screw	Spezialschraube	5016 261	2	B80
12	Circlip	Sicherungsring	1004 027	8	
13	Lock nut	Schlossmutter	1008 374	4	
14	Special screw	Spezialschraube	5016 283	2	B100
15A	Bushing Ød=45	Buchse	5006 673	2	O-ring 1007 178
15A	Bushing Ød=45	Buchse	1002 294	2	Steel
15B	Bushing Ød=40	Buchse	5006 685	2	Manganese Bronze
15B	Bushing Ød=40	Buchse	5002 468	2	Steel
15C	Bushing Ød=35	Buchse	5006 687	2	Manganese Bronze
16A	Brake disc Ød=45	Bremsscheibe	5016 275	1	
16B	Brake disc Ød=40 Bremsscheibe		5016 272	1	
16C	Brake disc Ød=35	Bremsscheibe	5016 271	1	
17	Fitting set 80	Einbausatz 80	5006 650	2	Includes parts ref 8-10,12-14 Enthaltet Stück Nr. 8-10,12-14
18	Fitting set 100	Einbausatz 100	5006 651	2	Includes parts ref 8-13 Enthaltet Stück Nr. 8-13
19	Instruction	Anweisung	1029461	1	

Rotator FR15

Rotor FR15

FR 15



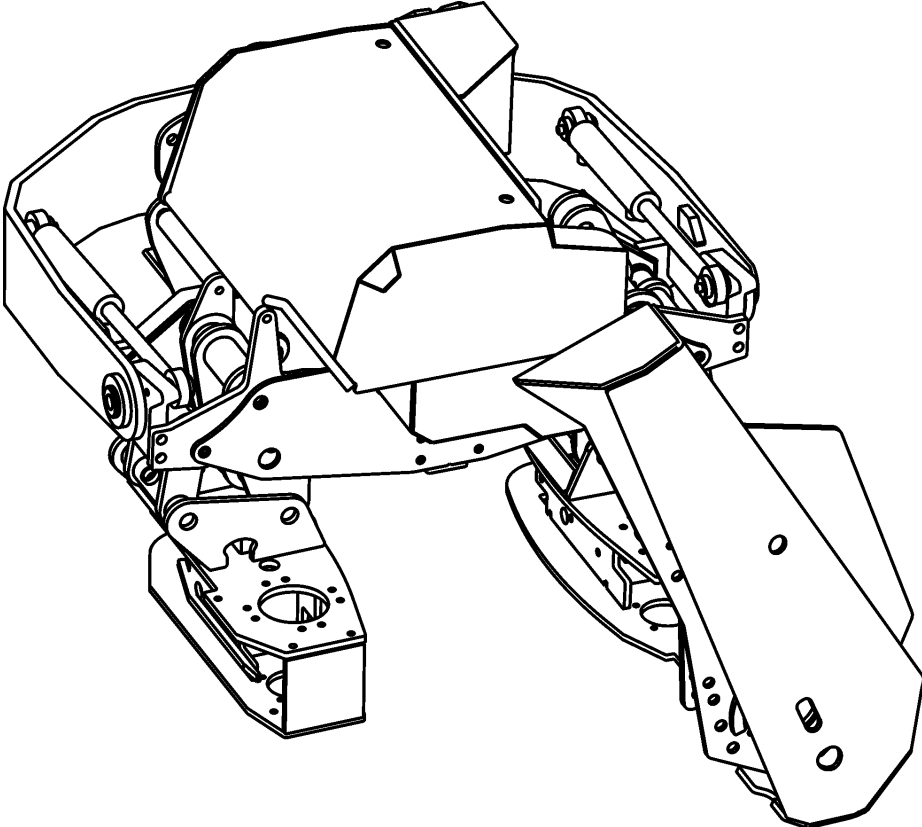
## Rotator FR15

## Rotor FR15

Item Ref	Description Benennung		Order no Bestellungsnr.	pcs Men	Notes Anmerkung
	Rotator FR15	Rotor FR15	11549	1	Complete Vollständig
1	Cover	Deckel	01530	1	FR 15-X30A30
	Cover	Deckel	01531	1	FR 15-W30A30 (FR10-W25)
2	Repair kit	Reparatursatz	01550	1	for A30 shaft Includes Bearing Enthaltet Lager
	Repair kit	Reparatursatz	01550	1	for B30 shaft Includes Bearing Enthaltet Lager
3	Stator	Stator	01515	1	
4	Wing	Flügel	02073	7	
5	Spring	Feder	00708	14	
6	Cover	Deckel	01510	1	Lower
7	Hose holder	Schlauchhalter	01521	1	
8	Allen screw	Inbusschraube	31032	4	M10x35
9	Allen screw	Inbusschraube	31036	12	M10x80
10	Seal kit	Dichtssatz	01015	1	Complete Vollständig
11	Guide pin	Führung	31556	1	6x14
12	Grease nipple	Schmiernippel	31250	1	
13	Seal, USIT	Dichtung, USIT	33202	2	R3/8
14	Reducing nipple	Reduzierstück	32059	2	
	Plug	Stopfen	8-9620-12	2	3/8" KETO-harvesters
15	Flange	Flansch	01575	1	D173d30 incl. pin
	Flange	Flansch	01570	1	D150d30 incl. pin
	<b>For Keto harvesters, the hose connections are altered :</b>				
	Banjo nipple	Banjonippel		2	1/4"
	Seal, USIT	Dichtung, USIT	9-1914-20	2	1/4"

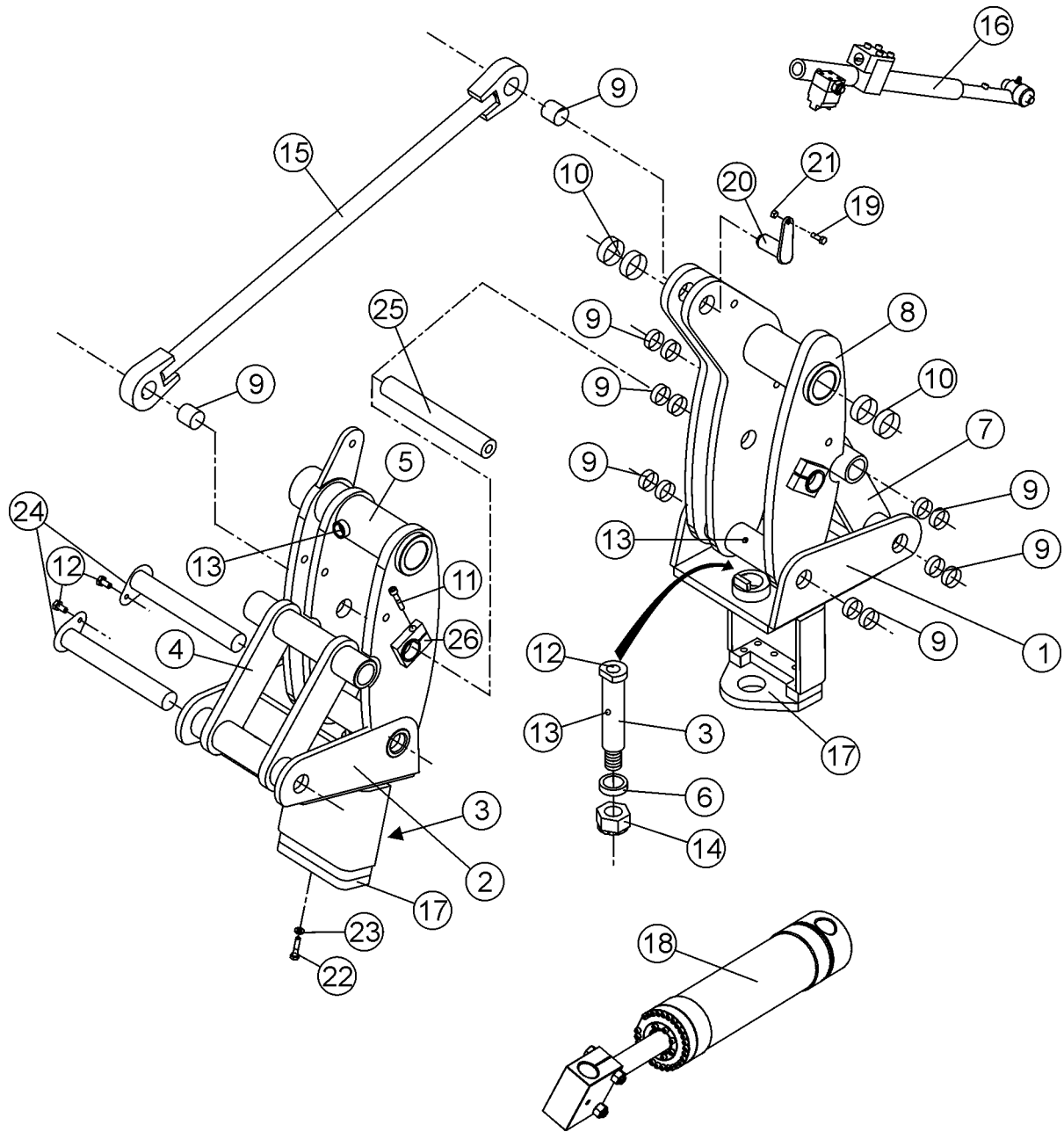


Tower and tracks Turm und Raupen



Tower and linkages

Turm und Gestänge



## Tower and linkages

## Turm und Gestänge

Item Ref	Description Benennung	Order no Bestellungsnr.	pcs Men	Notes Anmerkung
1	Tower Turm	25-30220	1	SS Track housing,swing Antriebskettengehäuse,schwingen
2	Tower Turm	25-30221	1	NS Track housing,swing Antriebskettengehäuse,schwingen
3	Dowel Führungsbolzen	30-35234	2	NS/SS Track housing,swing Antriebskettengehäuse,schwingen
4	Linkage, outer Gestänge, außen	25-30214	1	NS
5	Linkage, inner Gestänge, inneres	25-30211	1	NS
6	Sleeve Hülse	3-4107-11	2	Ø35 Track housing,swing Antriebskettengehäuse,schwingen
7	Linkage, outer Gestänge, außen	25-30033	1	SS
8	Linkage, inner Gestänge, inneres	25-30213	1	SS
9	Bushing Buchse	8-5028-2	X	WB802 28/31-30
10	Bushing Buchse	8-5035-03	X	WB802 35/39-30
11	Allen screw Inbusschraube	9-0210-5	2	M10x50
12	Grease nipple Schmiernippel	9-2805	X	R1/8" 45°
13	Grease nipple Schmiernippel	9-2800	X	R1/8"
14	Crown nut Splintmutter	9-1130-2	2	NS/SS M30x3,5 Track housing,swing Antriebskettengehäuse,schwingen
	Split pin Splint	9-1806-9	2	ø6,3x90
15	Balancing rod Balanzierstange	4-4048-1	1	Compl. Vollst.
16	Thickness meter Dickenmessgerät		1	See page 13
17	Bottom plate Bodenplatte	25-30218	2	Track housing,swing Antriebskettengehäuse,schwingen

X = Order as required                      Ordnung, wie angefordert  
 NS = Not saw side                              Not saw side  
 SS = Saw side                                      Saw side

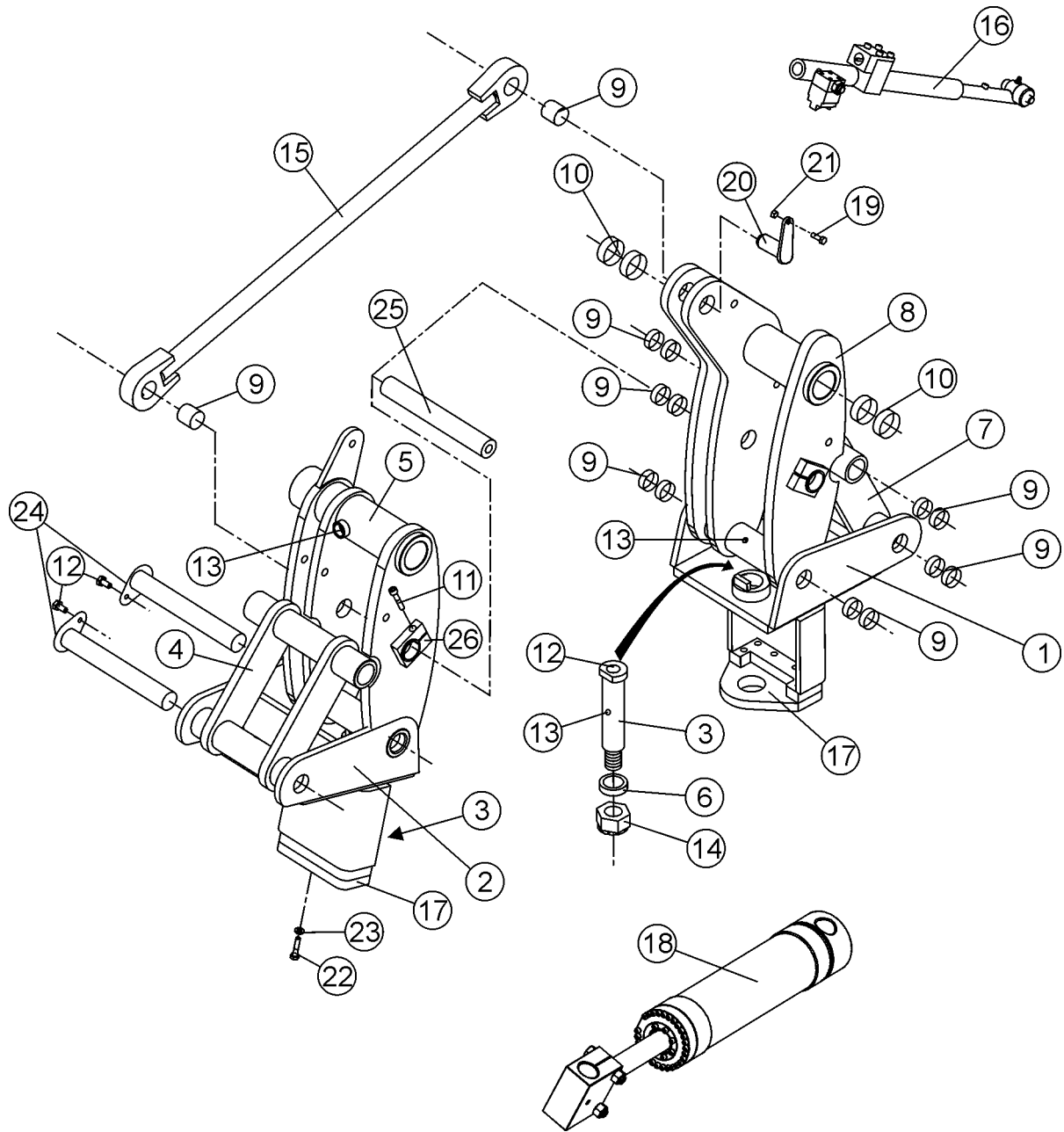
Placement and quantities of parts may vary due to equipment of the machine  
 Platzierung und Quantitäten Teile können wegen der Ausrüstung der Maschine verändern

**Inform manufacturing number when ordering**

**Informieren Sie Produktion Zahl mit, wenn Sie Ersatzteile bestellen**

Tower and linkages

Turm und Gestänge





## Tower and linkages

## Turm und Gestänge

Item Ref	Description Benennung		Order no Bestellungsnr.	pcs Men	Notes Anmerkung
18	Track cylinder	Raupenzylinder	3-3013-1	1	See page 56
19	Screw, hex	Sechskantschraube	9-0010-3	1	M10x30
20	Lock pin	Sicherungsstift	4-4091-8	1	ø28*60 c-c65
21	Lock nut	Schlossmutter	9-1110	X	M10 Nyloc
22	Screw, hex	Sechskantschraube	9-0212-35	12	M12x35 Track housing,swing Antriebskettengehäuse,schw- gen
23	Lock washer	Sicherungsscheibe	9-1312	12	M12 Nordlock Track housing,swing Antriebskettengehäuse,schw- gen
24	Lock pin	Sicherungsstift	25-35082	4	ø28 L-239
25	Lock pin	Sicherungsstift	9-2928-5	2	ø28-205 M12
26	Fastener	Halter	4-3002	2	

X	=	Order as required	Ordnung, wie angefordert
NS	=	Not saw side	Not saw side
SS	=	Saw side	Saw side

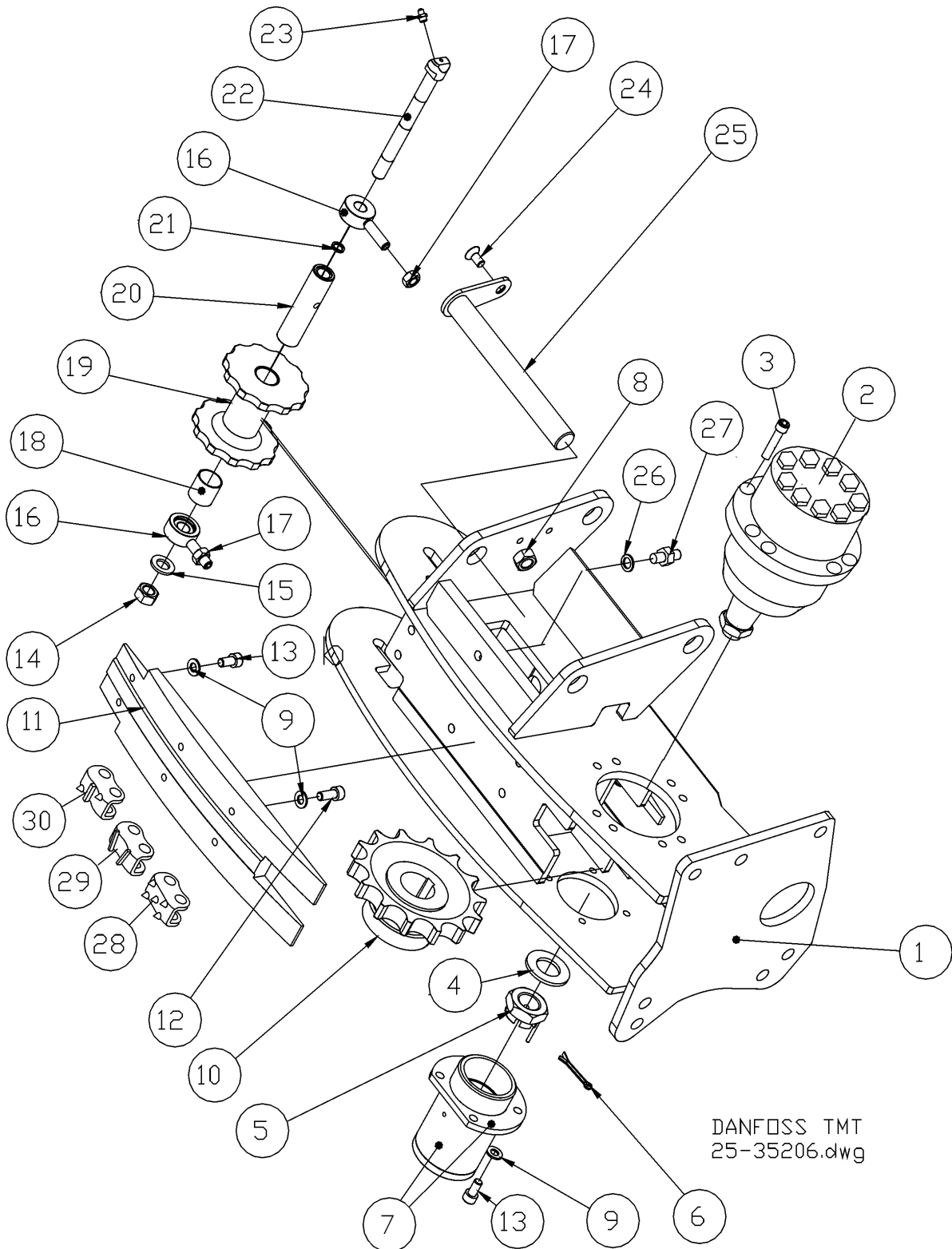
Placement and quantities of parts may vary due to equipment of the machine  
Plazierung und Quantitäten Teile können wegen der Ausrüstung der Maschine verändern

**Inform manufacturing number when ordering**

**Informieren Sie Produktion Zahl mit, wenn Sie Ersatzteile bestellen**

Track housing SS, fixed

Raupen SS, fest



DANFOSS TMT  
25-35206.dwg

## Track housing SS, fixed

## Raupen SS, fest

Item Ref	Description Benennung		Order no Bestellungsnr.	pcs Men	Notes Anmerkung
1	Track housing Raupen Gehäuse		-	1	Danfoss SS
2	Hydr. motor Hydr. motor	Hydr. Motor Hydr. Motor	8-8970 8-8980	1 1	Danfoss TMT 250 Danfoss TMT 315
3	Allen screw	Inbusschraube	9-0212-3	8	M12x30
4	Washer	Scheibe	8-9004-2	1	ø31/56x4 684x2532 OMT
5	Special nut	Spezialmutter	3-5115-13	1	OMT with pin
6	Cotter pin	Splint	9-1806-63	1	6x63
7	Housing  Housing	Gehäuse  Gehäuse	25-95032  25-95031	1  1	SS / NS Track measuring system Längenausmass Längenausmass Color marking Farbmarkierung  SS / NS Track measuring system Längenausmass Längenausmass
8	Nut	Mutter	9-1010	2	M10 fixed with glue
9	Lock washer	Sicherungsscheibe	9-1310	10	M10 Nordlock
10	Drive gear	Antriebsritzel	25-95203	1	Danfoss
11	Wear pad	Tragendplatte	25-35092	1	R=1000 hardened (422*105*30)
12	Allen screw	Inbusschraube	9-0210-3	4	M10x30
13	Allen screw	Inbusschraube	9-0210-2	2	M10x20
14	Lock nut	Schlossmutter	9-1116	1	M16 nyloc
15	Lock washer	Sicherungsscheibe	9-1316	1	M16 nordlock (wide)

X = Order as required      Ordnung, wie angefordert  
 NS = Not saw side      Not saw side  
 SS = Saw side      Saw side

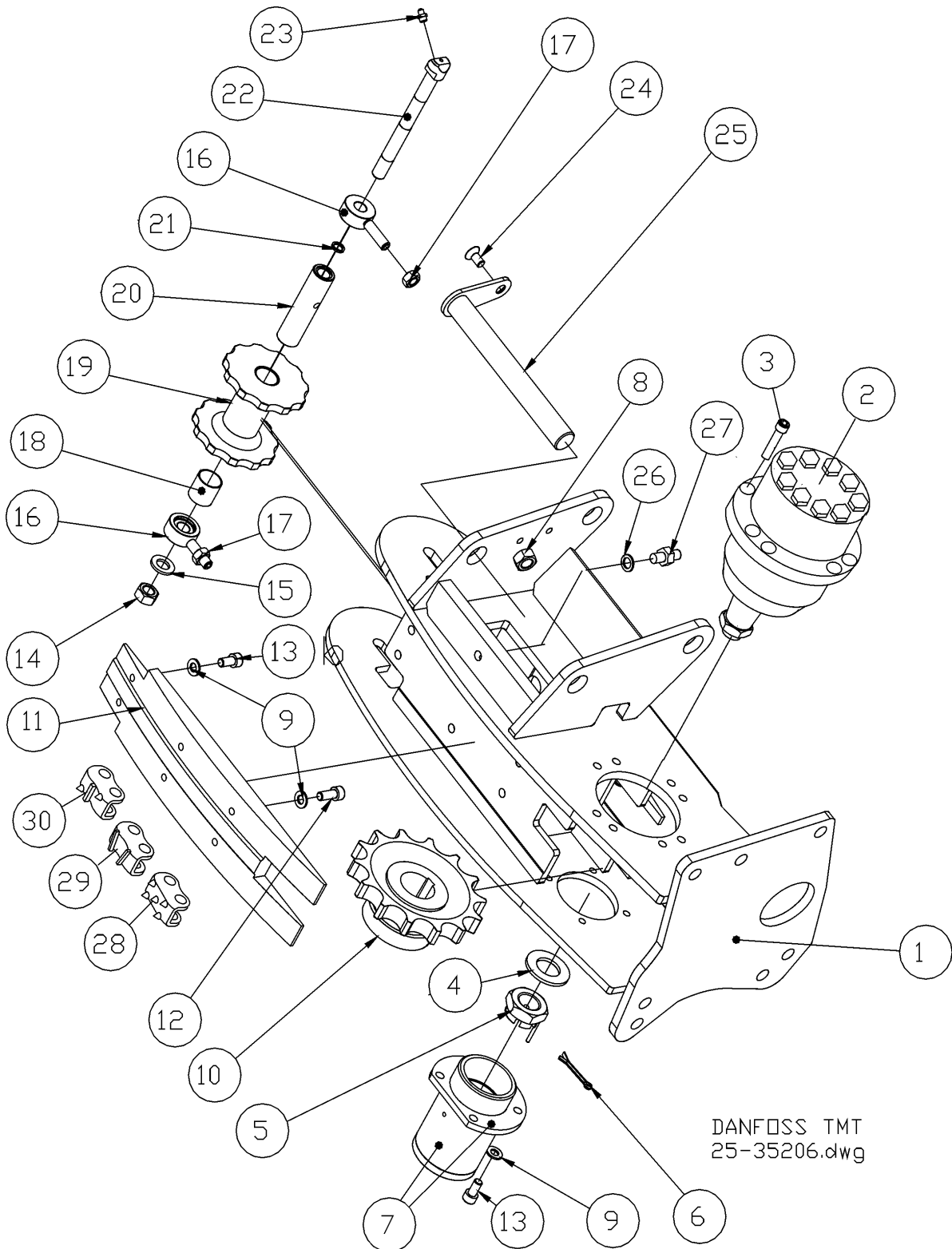
Placement and quantities of parts may vary due to equipment of the machine  
 Plazierung und Quantitäten Teile können wegen der Ausrüstung der Maschine verändern

**Inform manufacturing number when ordering**

**Informieren Sie Produktion Zahl mit, wenn Sie Ersatzteile bestellen**

Track housing SS, fixed

Raupen SS, fest



## Track housing SS, fixed

## Raupen SS, fest

Item Ref	Description Benennung		Order no Bestellungsnr.	pcs Men	Notes Anmerkung
16	Locking device	Schloßanlage	4-2030	2	ø16/40 s=17,5 screw M12x70
17	Nut	Mutter	9-1012	2	M12
18	Bushing	Buchse	8-5028-2	2	WB802 28/31-30
19	Chain idler	Umleitungsrolle	25-35080	1	For ø35 roll ø110 L=100
20	Bush	Hülse	4-2028	1	ø16/28 L=109
21	O-ring	O-ring	9-2016-25	2	ø16x2,5
22	Shaft	Achse	4-2029	1	ø16 L=188
23	Grease nipple	Schmiernippel	9-2800	X	R1/8"
24	Countersunk screw	Senkschraube	9-0310-25	2	M10x25
25	Attachment pin	Haltestoß	20-35082	2	ø28x239 cc65 M12 s=5
26	Seal, USIT	Dichtung, USIT	9-1914-20	1	R1/4"
27	Double nipple	Doppelnippel	8-9500-10	1	R1/4"-R1/4"
	Double nipple	Doppelnippel	8-9710-10	1	R1/4"-9/16" UNF
28	Track	Raupen	25-95204	1	17 side plates, 5xconical spine
29	Track	Raupen	25-95025	1	17 side plates, 2 flat spines
30	Track	Raupen	25-95202	1	17 side plates conical-flat-conical spines
	Track	Raupen	25-95206	1	17 side plates, Canada spine

X	=	Order as required	Ordnung, wie angefordert
NS	=	Not saw side	Not saw side
SS	=	Saw side	Saw side

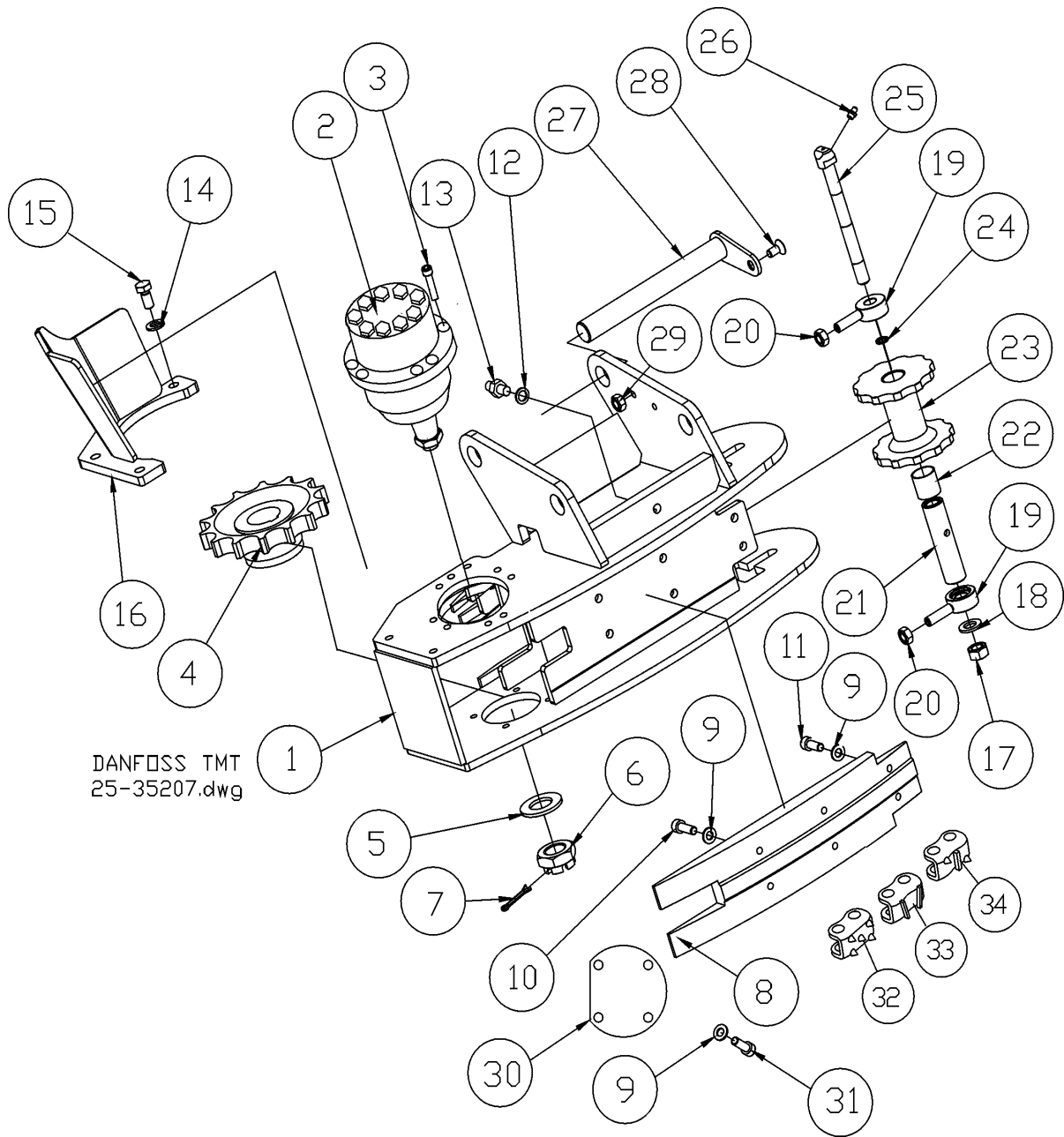
Placement and quantities of parts may vary due to equipment of the machine  
Plazierung und Quantitäten Teile können wegen der Ausrüstung der Maschine verändern

**Inform manufacturing number when ordering**

**Informieren Sie Produktion Zahl mit, wenn Sie Ersatzteile bestellen**

Track housing NS, fixed

Raupen NS, fest



## Track housing NS, fixed

## Raupen NS, fest

Item Ref	Description Benennung		Order no Bestellungsnr.	pcs Men	Notes Anmerkung
1	Track housing	Raupen Gehäuse	-	1	Danfoss
2	Hydr. motor	Hydr. Motor	8-8970	1	Danfoss TMT 250
	Hydr. motor	Hydr. Motor	8-8980	1	Danfoss TMT 315
3	Allen screw	Inbusschraube	9-0212-3	8	M12x30
4	Drive gear	Ritzel	25-95203	1	Danfoss Z=14
5	Washer	Scheibe	8-9004-2	1	OMT ø34/56-4
6	Nut	Mutter	8-9004-1	1	OMT M30x2 (681*8204)
7	Cotter pin	Splint	9-1806-63	1	ø6x63
8	Wear pad	Tragendplatte	25-35092	1	R=1000 hardened
9	Lock washer	Sicherungsscheibe	9-1310	14	M10 Nordlock
10	Allen screw	Inbusschraube	9-0210-3	4	M10x30
11	Allen screw	Inbusschraube	9-0210-2	2	M10x20
12	Seal, USIT	Dichtung, USIT	9-1914-20	1	R1/4"
13	Double nipple	Doppelnippel	8-9500-10	1	R1/4"-R1/4"
	Double nipple	Doppelnippel	8-9710-10	1	R1/4"-9/16" UNF
14	Lock washer	Sicherungsscheibe	9-1312	3	M12 Nordlock
15	Allen screw	Inbusschraube	9-0212-2	3	M12x20
16	Cover	Schutz	25-95023	1	
17	Lock nut	Schlossmutter	9-1116	1	M16 nyloc
18	Lock washer	Sicherungsscheibe	9-1316	1	M16 nordlock (wide)
19	Locking device	Schloßanlage	4-2030	2	ø16/40 s=17,5 screw M12x70
20	Nut	Mutter	9-1012	2	M12
21	Bush	Hülse	4-2028	1	ø16/28 L=109
22	Bushing	Buchse	8-5028-2	2	WB802 28/31-30
23	Chain idler	Umleitungsrolle	25-35080	1	For ø35 roll ø110 L=100
24	O-ring	O-ring	9-2016-25	2	ø16x2,5
25	Shaft	Achse	4-2029	1	ø16 L=188
26	Grease nipple	Schmiernippel	9-2800	X	R1/8"
27	Attachment pin	Haltestoß	25-35082	2	ø28x239 cc65 M12 s=5
28	Countersunk screw	Senkschraube	9-0310-25	2	M10x25
29	Nut	Mutter	9-1010	2	M10 fixed with glue
30	Protective cover	Schutzdeckel	20-45013	1	
31	Allen screw	Inbusschraube	9-0210-16	4	M10x16
32	Track	Raupen	25-95204	1	17 side plates, 5xconical spine
33	Track	Raupen	25-95025	1	17 side plates, 2 flat spines
34	Track	Raupen	25-95202	1	17 side plates conical-flat-conical spines
	Track	Raupen	25-95206	1	17 side plates, Canada spine

X	=	Order as required	Ordnung, wie angefordert
NS	=	Not saw side	Not saw side
SS	=	Saw side	Saw side

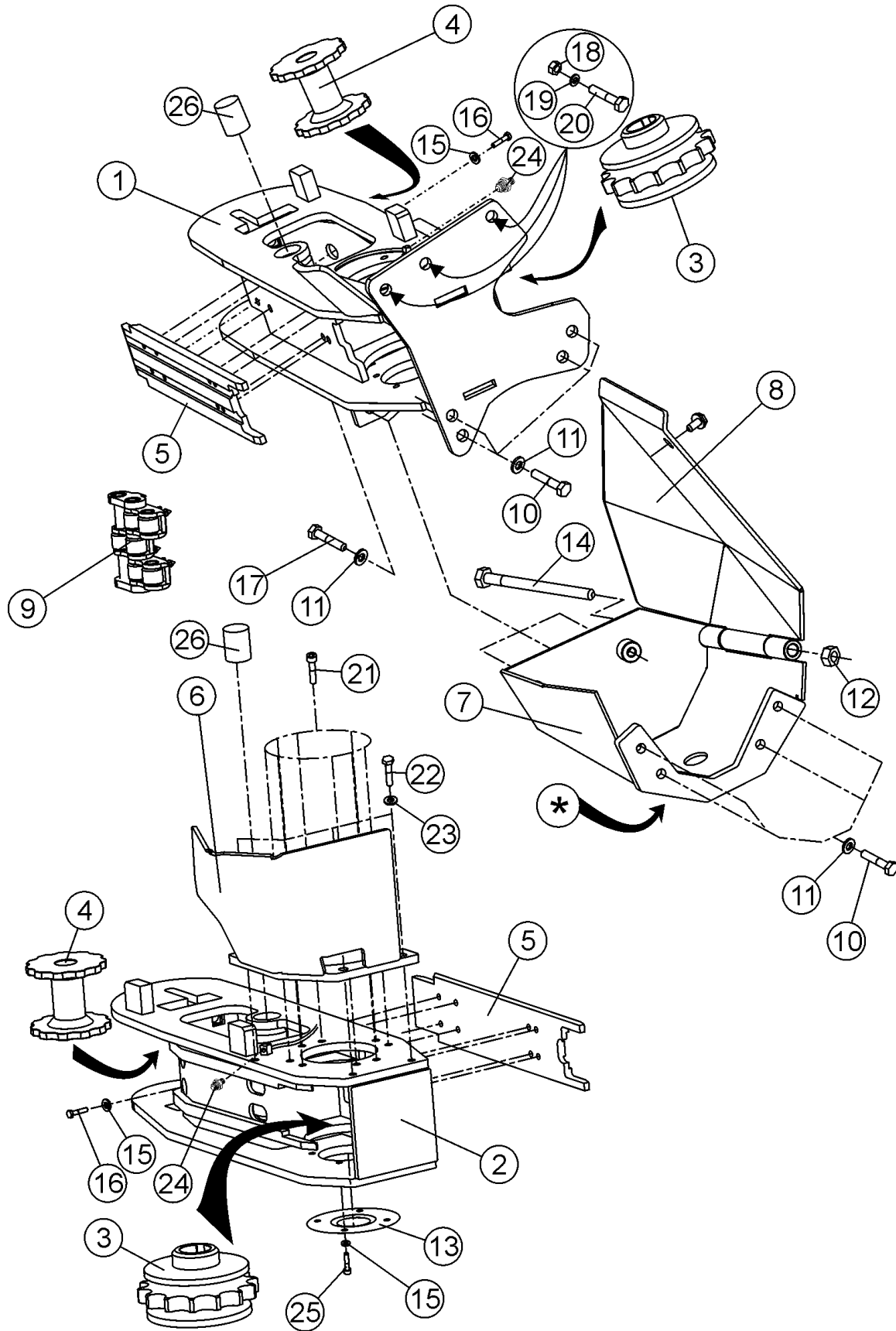
Placement and quantities of parts may vary due to equipment of the machine  
Plazierung und Quantitäten Teile können wegen der Ausrüstung der Maschine verändern

**Inform manufacturing number when ordering**

**Informieren Sie Produktion Zahl mit, wenn Sie Ersatzteile bestellen**

Track housing,swing

Antriebskettengehäuse,schwingen





## Track housing,swing

## Antriebskettengehäuse,schwinger

Item Ref	Description Benennung		Order no Bestellungsnr.	pcs Men	Notes Anmerkung
1	Track housing	Raupen	25-35229	1	SS
2	Track housing	Raupen	25-35230	1	NS
	Shim	Anpaßplatte	25-35002	X	In case required, between motor/housing.
3	Drive gear	Ritzel	25-35232	2	Z=14
4	Idler gear	Zwischenrad	25-35080	2	
5	Wear pad	Schleissblech	25-35226	2	S=12 455
6	Protective cover	Schutzdeckel	25-95023	1	ESP
7	Protective cover	Schutzdeckel	25-95208	1	
8	Protective cover	Schutzdeckel	25-55029	1	
9	Track		-		See page 46
10	Screw, hex	Sechskantschraube	9-0016-3	X	M16x30
11	Lock washer	Sicherungsscheibe	9-1316	X	M16 nordlock
12	Lock nut	Schlossmutter	9-1116-K	X	M16 nyloc / high
13	Protective cover	Schutzdeckel	20-45013	1	NS
14	Screw, hex	Sechskantschraube	9-0018-6	1	M16x260
15	Lock washer	Sicherungsscheibe	9-1310	X	M10 nordlock
16	Screw, hex	Sechskantschraube	9-0010-2	X	M10x20
17	Screw, hex	Sechskantschraube	9-0016-5	X	M16x50
18	Lock nut	Schlossmutter	9-1116-K	X	M16 nyloc
19	Lock washer	Sicherungsscheibe	9-1316	X	M16 nordlock
20	Screw, hex	Sechskantschraube	9-0016-4	X	M16x40
21	Allen screw	Inbusschraube	9-0212-3	8	M12x30
22	Screw, hex	Sechskantschraube	9-0012-25	X	M12x25
23	Lock washer	Sicherungsscheibe	9-1312	X	M12 nordlock
24	Double nipple	Doppelnippel	8-9710-10	2	Track lubrication Raupenschmierung
25	Screw, hex	Sechskantschraube	9-0010-16	4	M10x16
26	Bushing	Buchse	8-5035-03	X	WB802 ø35/39-30
*	Color marking Farbmarkierung			1	Auxiliary parts kit Zusatzteilsatz
					See page 12
	Protective cover	Schutzdeckel	20-85202	1	
	Screw, hex	Sechskantschraube	9-0010-25	X	M10x25
	Lock washer	Sicherungsscheibe	9-1310	X	M10 nordlock
	Nozzle body	Düsekörper	8-9307-26	1	
	Nozzle	Düse	8-9307-2	2	

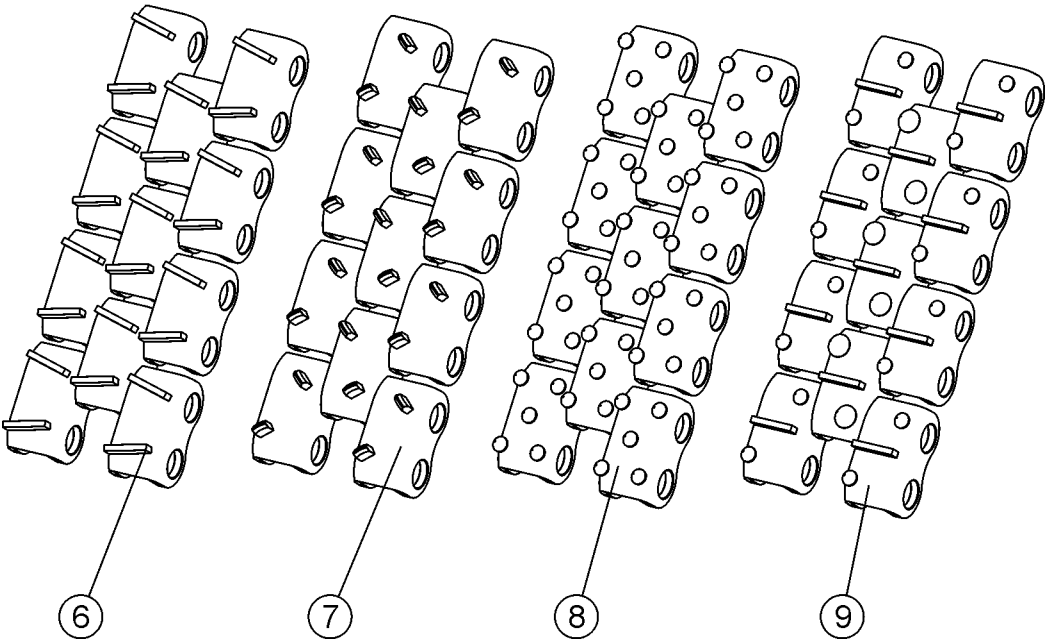
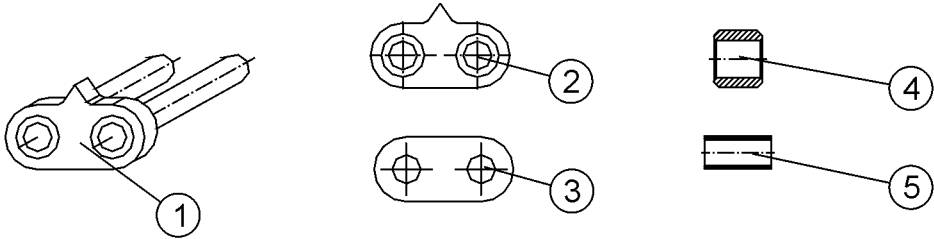
X	=	Order as required	Ordnung, wie angefordert
NS	=	Not saw side	Not saw side
SS	=	Saw side	Saw side

Inform manufacturing number when ordering

Informieren Sie Produktion Zahl mit, wenn Sie Ersatzteile bestellen

Track

Raupen



## Track

## Raupen

Item Ref	Description Benennung		Order no Bestellungsnr.	pcs Men	Notes Anmerkung
1	Connecting link	Anschlussglied	4-2119-3	X	Master
2	Side plate	Seitenplatte	4-2119-4	X	Weld mounting
3	Side plate	Seitenplatte	4-2119-41	X	Press mounting
4	Roller	Rolle	4-2119-52	X	Ø29 wide roller
	Roller	Rolle	25-35063	X	Ø35 wide roller
5	Bushing, inner	Buchse, inneres	4-2119-6	X	Long
6	Track Compl.	Vollst.	25-95025	2	2-flat spines
7	Track Compl.	Vollst.	25-95206	2	Canada / Triangle spine
8	Track Compl.	Vollst.	25-95204	2	5xcone spine
9	Track Compl.	Vollst.	25-95202	2	2xcone / 1 flat spines

X = Order as required      Ordnung, wie angefordert  
 NS = Not saw side      Not saw side  
 SS = Saw side      Saw side

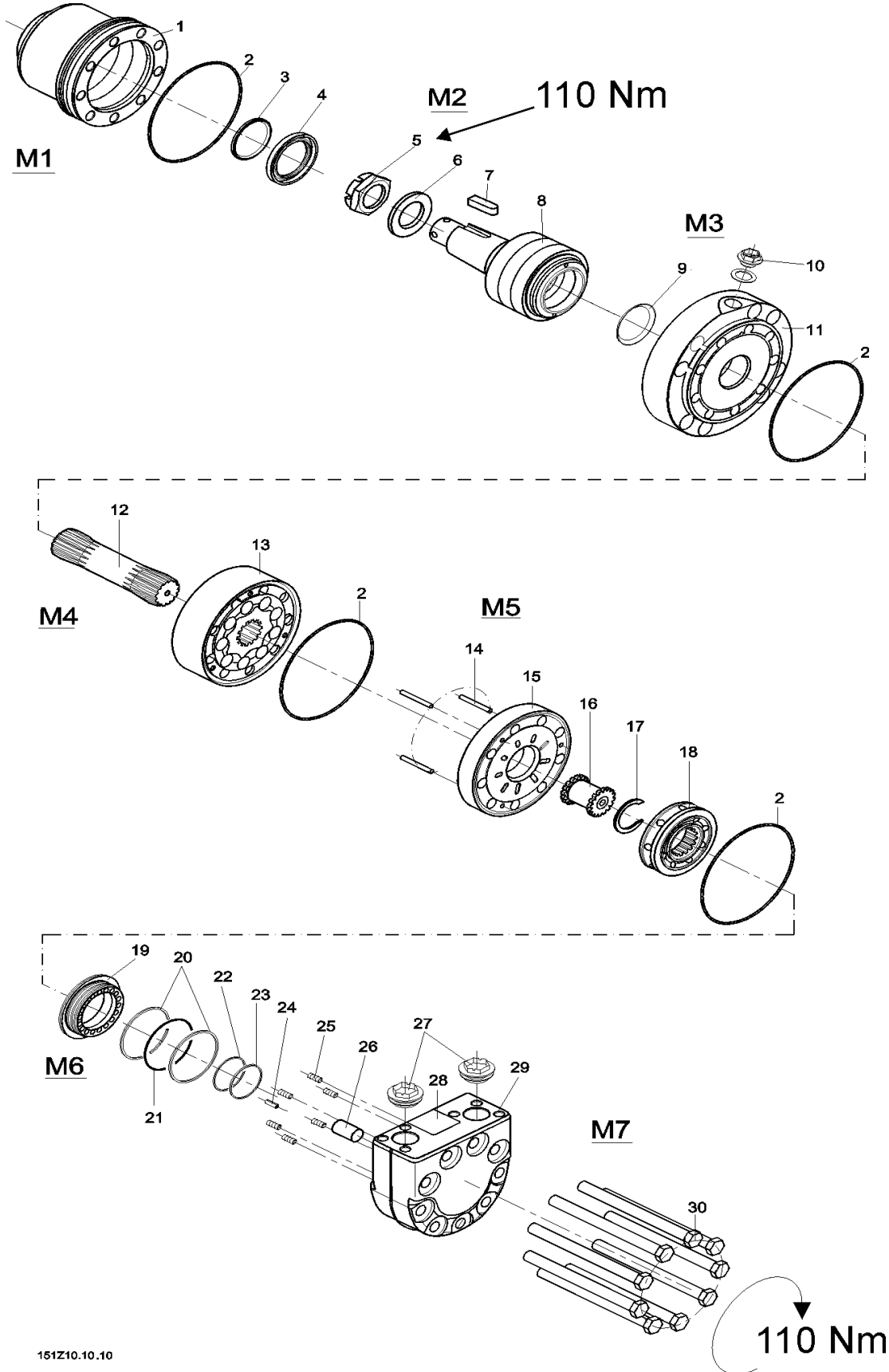
Placement and quantities of parts may vary due to equipment of the machine  
 Platzierung und Quantitäten Teile können wegen der Ausrüstung der Maschine verändern

**Inform manufacturing number when ordering**

**Informieren Sie Produktion Zahl mit, wenn Sie Ersatzteile bestellen**

Hydr.motor TMT 250

Hydr. Motor TMT 250



151Z10.10.10

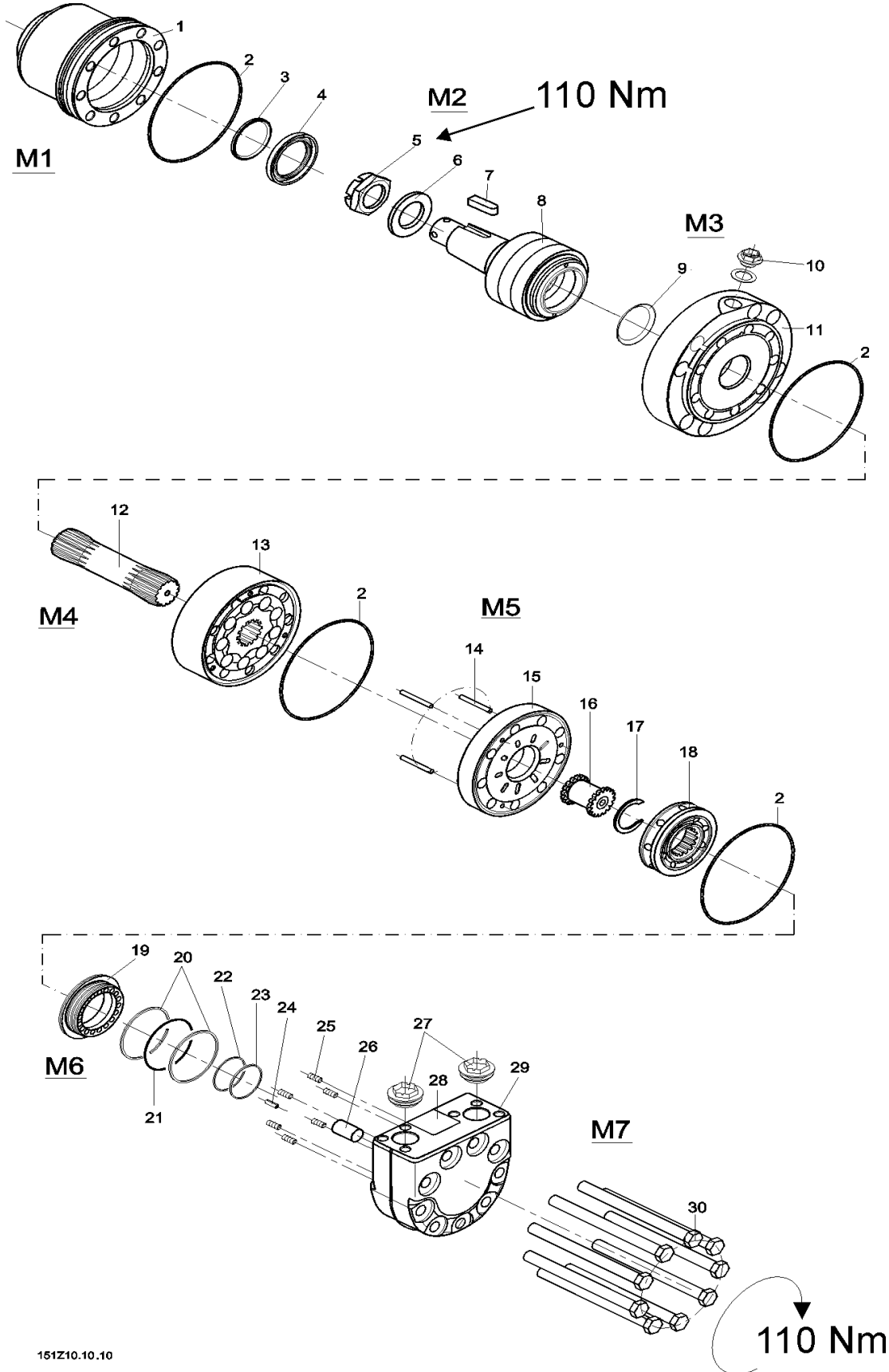
## Hydr.motor TMT 250

## Hydr. Motor TMT 250

Item Ref	Description Benennung		Order no Bestellungsnr.	pcs Men	Notes Anmerkung
	Hydr.motor	Hydr. Motor	8-8970	1	Danfoss TMT 250 (151Z3235)
	Seal kit	Dichtssatz	8-8970-5	1	151Z2073
1	Flange+housing Modul M1	Flansch+Gehäuse Modul M1	8-8910 M1	1 1	151Z2031 Includes parts ref 2,3,4 Enthaltet Stück Nr. 2,3,4
* 2	O-ring	O-ring	M1	1	125x2
* 3	Dust seal	Staubdichtung	M1	1	45x52x4
* 4	Shaft seal	Öldichtung	M1	1	45x65x7
				1	
	Shaft Modul M2	Achse Modul M2	8-8911 M2	1 1	151Z2030 Includes parts ref 5,6,7,8 Enthaltet Stück Nr. 5,6,7,8
5	Nut	Mutter	M2	1	M30x2mm
6	Washer	Scheibe	M2	1	56x31x4mm
7	Key	Keil	M2	1	28x12x8mm
8	Shaft	Achse	M2	1	∅ 45mm 1:10 includes bearing Enthaltet Lager
* 9	Conical seal	Dichtkegel	M3	1	
10	Plug	Stopfen	M3	1	plastic G=3/8"
11	Motor flange (with drain port g 3/8") Modul M3	Motorflansch Modul M3	8-8912 M3	1 1	151Z2031 Includes parts ref 9,10,11,2 Enthaltet Stück Nr. 9,10,11,2
	Gear set Modul M4	Zahnradatz Modul M4	8-8970-3 M4	1 1	TMT250 (151Z2148) Includes parts ref 12,13,2 Enthaltet Stück Nr. 12,13,2
				1	
12	Cardan axle TMT250	Gelenkwelle	M4	1	L = 119mm
13	Gear set TMT250	Zahnradatz	M4	1	B = 31,3mm
	Valve compl. Modul M5	Ventil vollst. Modul M5	8-8913	1	151Z2053 Includes parts ref 14,15,16,17,18,2 Enthaltet Stück Nr. 14,15,16,17,18,2
14	Guide pin	Führung	M5	3	∅ 4x40mm
15	Channel plate	Kanalblech	M5	1	
16	Drive gear	Antriebsritzel	M5	1	For valve
17	Stopper	Stopper	M5	1	
18	Disc valve	Scheibeventil	M5	1	

Hydr.motor TMT 250

Hydr. Motor TMT 250



151Z10.10.10

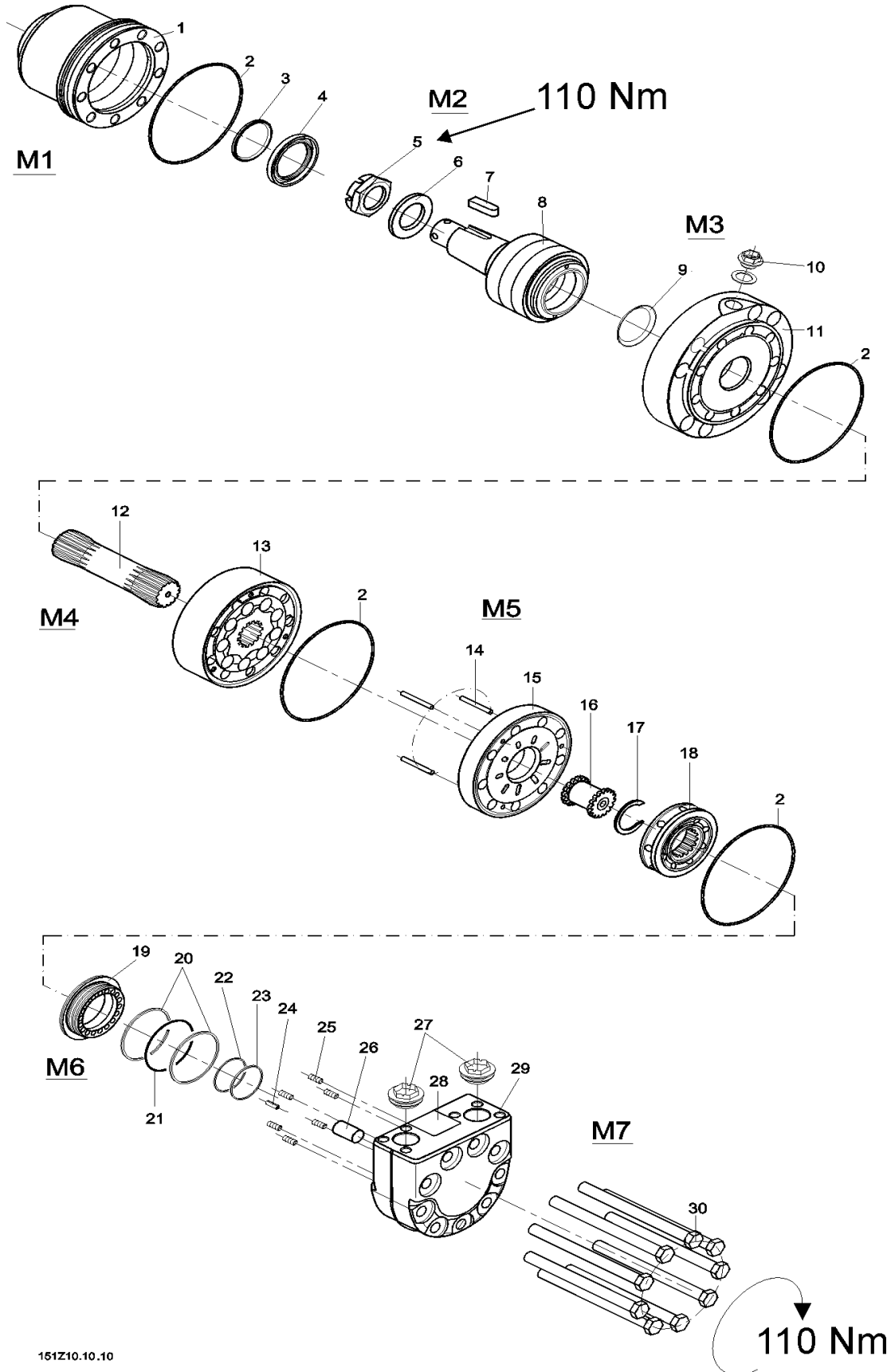
## Hydr.motor TMT 250

## Hydr. Motor TMT 250

Item Ref	Description Benennung		Order no Bestellungsnr.	pcs Men	Notes Anmerkung
19	Balance plate	Gegengewicht	M6	1	
* 20	Support ring	Stützring	M6	2	66,6x1mm
* 21	O-ring	O-ring	M6	1	63x2mm
* 22	Support ring	Stützring	M6	1	44,1x1mm
* 23	O-ring	O-ring	M6	1	40x2mm
24	Guide pin	Führung	M6	1	∅ 5x14mm
25	Spring	Feder	M6	6	18x3,6mm
26	Spacer	Distanzstück	M6	1	∅ 16x24mm
27	Plug	Stopfen	M6	2	G = 3/4" plastic
28	Sign plate	Typenschild	M6	1	
29	End cover Modul M6	Giebeldeckel Modul M6	8-8914	1	151Z2144 port connection G3/4" Includes parts ref 19,20,21,22,23,24,25,26,27,28Ent haltet Stück Nr. 19,20,21,22,23,24,25,26,27,28
30	Bolt	Bolzen	M7	9	TMT250 151Z2090
	Bolt kit	Schraubensatz	8-8980-12	1	151Z2090 M12x140
	Modul M7	Modul M7			Includes parts ref 30 Enthaltet Stück Nr. 30

Hydr.motor TMT 315

Hydr. Motor TMT 315



151Z10.10.10



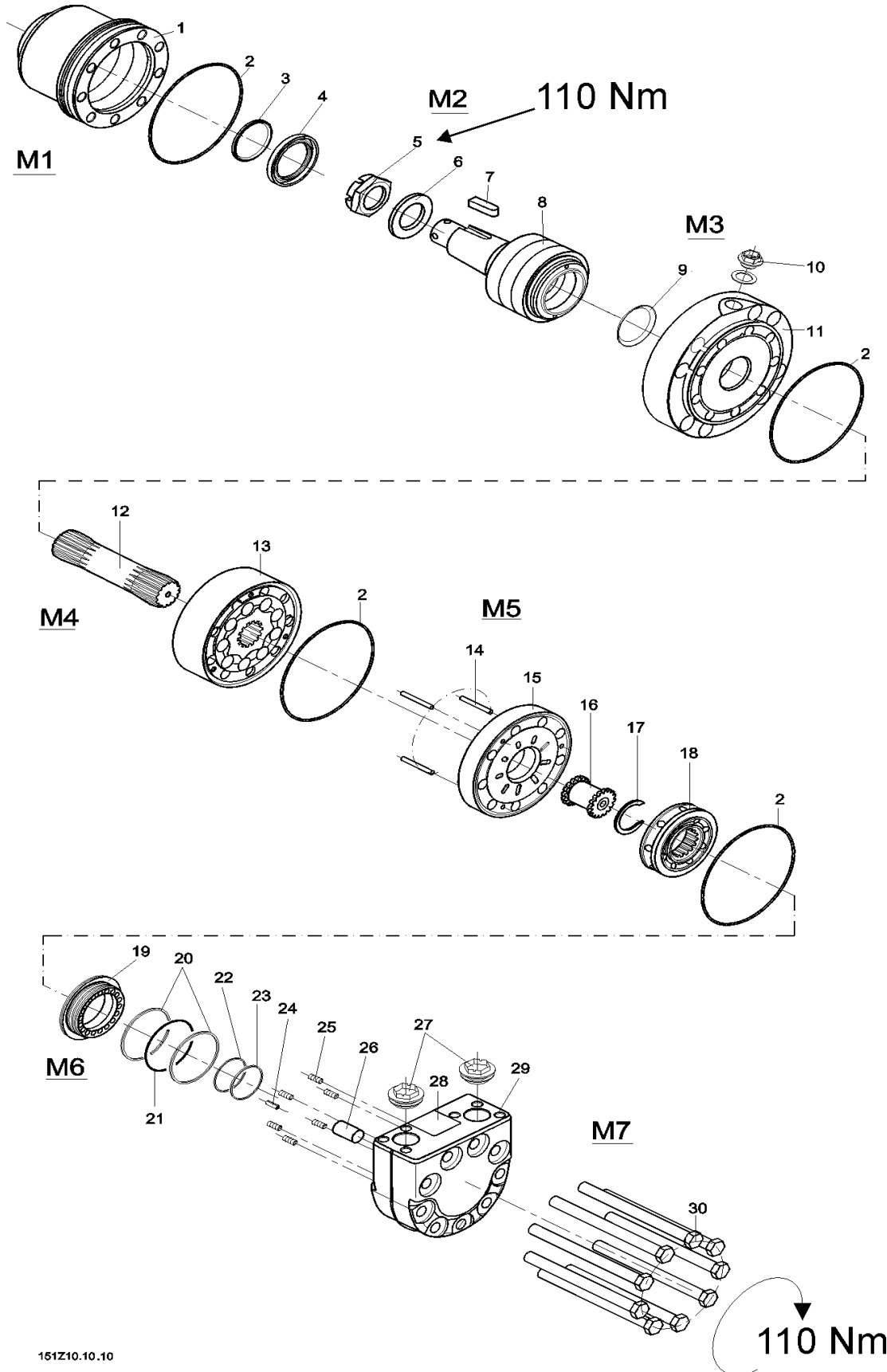
## Hydr.motor TMT 315

## Hydr. Motor TMT 315

Item Ref	Description Benennung		Order no Bestellungsnr.	pcs Men	Notes Anmerkung
	Hydr.motor	Hydr. Motor	8-8980	1	Danfoss TMT 315 (151Z3236)
	Seal kit	Dichtssatz	8-8970-5	1	151Z2073
1	Flange+housing Modul M1	Flansch+Gehäuse Modul M1	8-8910 M1	1 1	151Z2031 Includes parts ref 2,3,4 Enthaltet Stück Nr. 2,3,4
* 2	O-ring	O-ring	M1	1	125x2
* 3	Dust seal	Staubdichtung	M1	1	45x52x4
* 4	Shaft seal	Öldichtung	M1	1	45x65x7
	Shaft Modul M2	Achse Modul M2	8-8911 M2	1 1	151Z2030 Includes parts ref 5,6,7,8 Enthaltet Stück Nr. 5,6,7,8
5	Nut	Mutter	M2	1	M30x2mm
6	Washer	Scheibe	M2	1	56x31x4mm
7	Key	Keil	M2	1	28x12x8mm
8	Shaft	Achse	M2	1	∅ 45mm 1:10 includes bearing Enthaltet Lager
* 9	Conical seal	Dichtkegel	M3	1	
10	Plug	Stopfen	M3	1	plastic G=3/8"
11	Motor flange (with drain port g 3/8") Modul M3	Motorflansch Modul M3	8-8912 M3	1 1	Includes parts ref 9,10,11,2 Enthaltet Stück Nr. 9,10,11,2
	Gear set Modul M4	Zahnradatz Modul M4	8-8980-3 M4	1 1	TMT315 (151Z2149) Includes parts ref 12,13,2 Enthaltet Stück Nr. 12,13,2
12	Cardan axle TMT315	Gelenkwelle	M4	1	L = 129mm
13	Gear set TMT315	Zahnradatz	M4	1	B = 40,5 mm
	Valve compl. Modul M5	Ventil vollst. Modul M5	8-8913	1	151Z2053 Includes parts ref 14,15,16,17,18,2 Enthaltet Stück Nr. 14,15,16,17,18,2
14	Guide pin	Führung	M5	3	∅ 4x40mm
15	Plate	Platte	M5	1	
16	Drive gear	Antriebsritzel	M5	1	For valve
17	Stopper	Stopper	M5	1	
18	Disc valve	Tellerventil	M5	1	

Hydr.motor TMT 315

Hydr. Motor TMT 315



151Z10.10.10

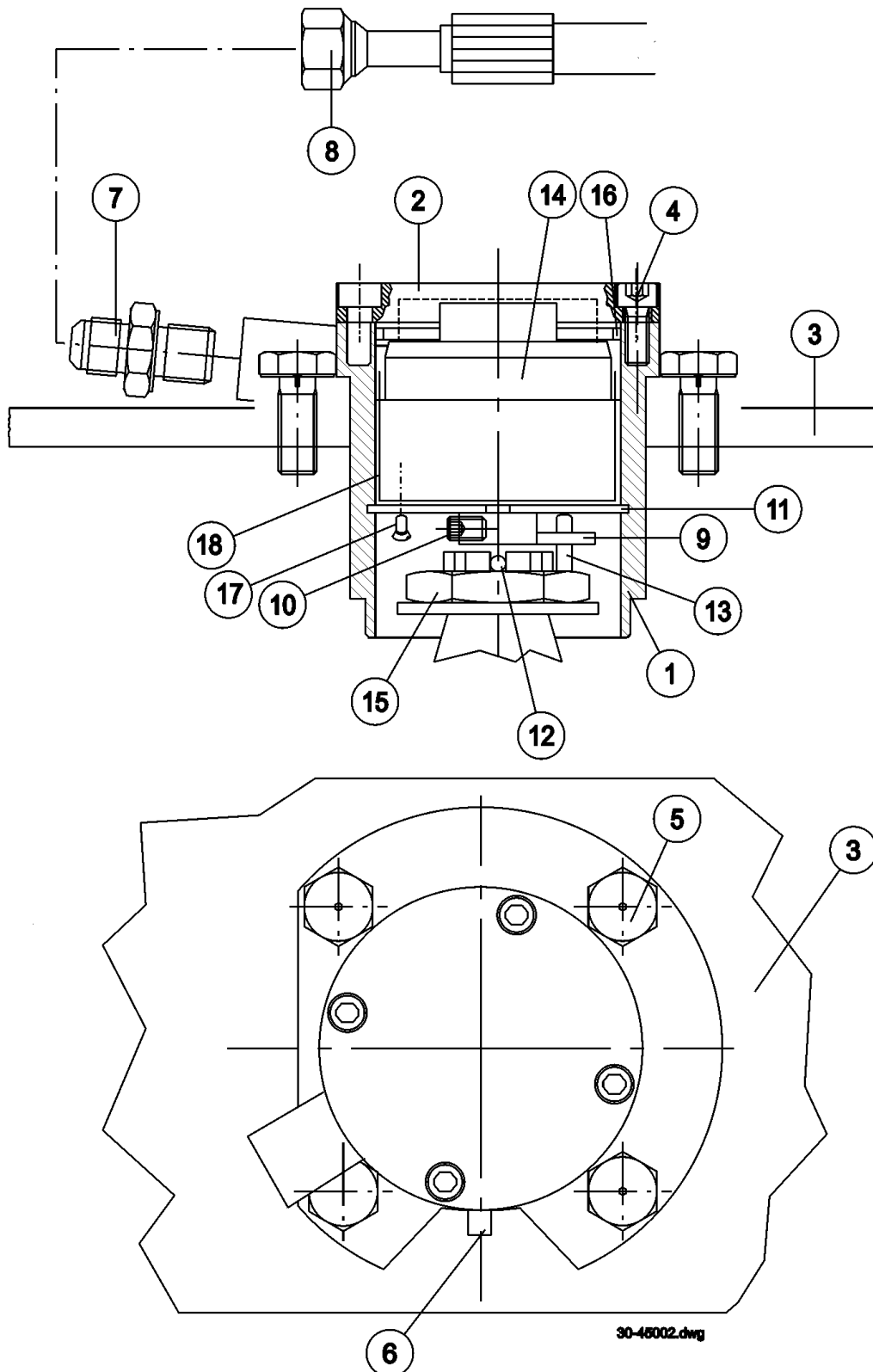
## Hydr. Motor TMT 315

## Hydr.motor TMT 315

Item Ref	Description Benennung		Order no Bestellungsnr.	pcs Men	Notes Anmerkung
19	Balance plate	Gegengewicht	M6	1	
* 20	Support ring	Stützring	M6	2	66,6x1mm
* 21	O-ring	O-ring	M6	1	63x2mm
* 22	Support ring	Stützring	M6	1	44,1x1mm
* 23	O-ring	O-ring	M6	1	40x2mm
24	Guide pin	Führung	M6	1	∅ 5x14mm
25	Spring	Feder	M6	6	18x3,6mm
26	Spacer	Distanzstück	M6	1	∅ 16x24mm
27	Plug	Stopfen	M6	2	G = 3/4" plastic
28	Sign plate	Typenschild	M6	1	
29	End cover Modul M6	Giebeldeckel Modul M6	8-8914	1	151Z2144 port connection G3/4" Includes parts ref 19,20,21,22,23,24,25,26,27,28Ent haltet Stück Nr. 19,20,21,22,23,24,25,26,27,28
30	Bolt	Bolzen	M7	9	TMT315
	Bolt kit	Schraubensatz	8-8980-12	1	151Z2091 12x150
	Modul M7	Modul M7			Includes parts ref 30 Enthaltet Stück Nr. 30

Track measuring system

Längenausmass



## Track measuring system

## Längenausmass

Item Ref	Description Benennung		Order no Bestellungsnr.	pcs Men	Notes Anmerkung
1	Housing	Gehäuse	25-95032	1	SS / NS Track measuring system Längenausmass Längenausmass Color marking Farbmarkierung
	Housing	Gehäuse	25-95031	1	SS / NS Track measuring system Längenausmass Längenausmass
	Housing	Gehäuse	20-45001	1	NS OMT L=105 Track measuring system Längenausmass Längenausmass
	Housing	Gehäuse	25-95031	1	SS OMT L=105 Track measuring system Längenausmass Längenausmass
2	Cover	Deckel	3-2151-1	1	
3	Track housing	Raupen		1	
4	Allen screw	Inbusschraube	9-0206-16	4	M6x16
5	Screw, hex	Sechskantschraube	9-0010-20	4	M10x20
6	Key	Keil	8-9012-3	1	6*6*30
7	Double nipple	Doppelnippel	8-9500-12	1	3/8"-3/8" / 8F40X-S
	Double nipple	Doppelnippel	8-9710-16	1	R3/8"-7/8" JIC
8	Hose	Schlauch	-	1	
9	Rotor	Rotor	3-5125-1	1	
10	Allen screw	Inbusschraube	9-0406-20	4	M6x20
11	Circlip	Sicherungsring	9-1663	2	ø63x2
12	Split pin	Splint	9-1806-63	1	ø6,3x63
13	Allen screw	Inbusschraube	9-0204-45	1	M4x45
14	Sensor	Geber	3-2150-86	1	EMETA MA 300/50 puls
	Wire	Leitung	3-2150-88	1	5m Emeta
	Wire	Leitung	3-2150-89	1	2m Emeta
	Wire	Leitung	3-2152-17	1	5m Leine&Linde
15	Special nut	Spezialmutter	3-5116-13	1	OMT/TMT
16	O-ring	O-ring	9-2055	1	ø55*2,5
17	Countersunk screw	Senkschraube	9-0304-08	3	M4x8
18	Plastic sleeve	Plastikhülse	80-75002	1	EMETA ø58/63

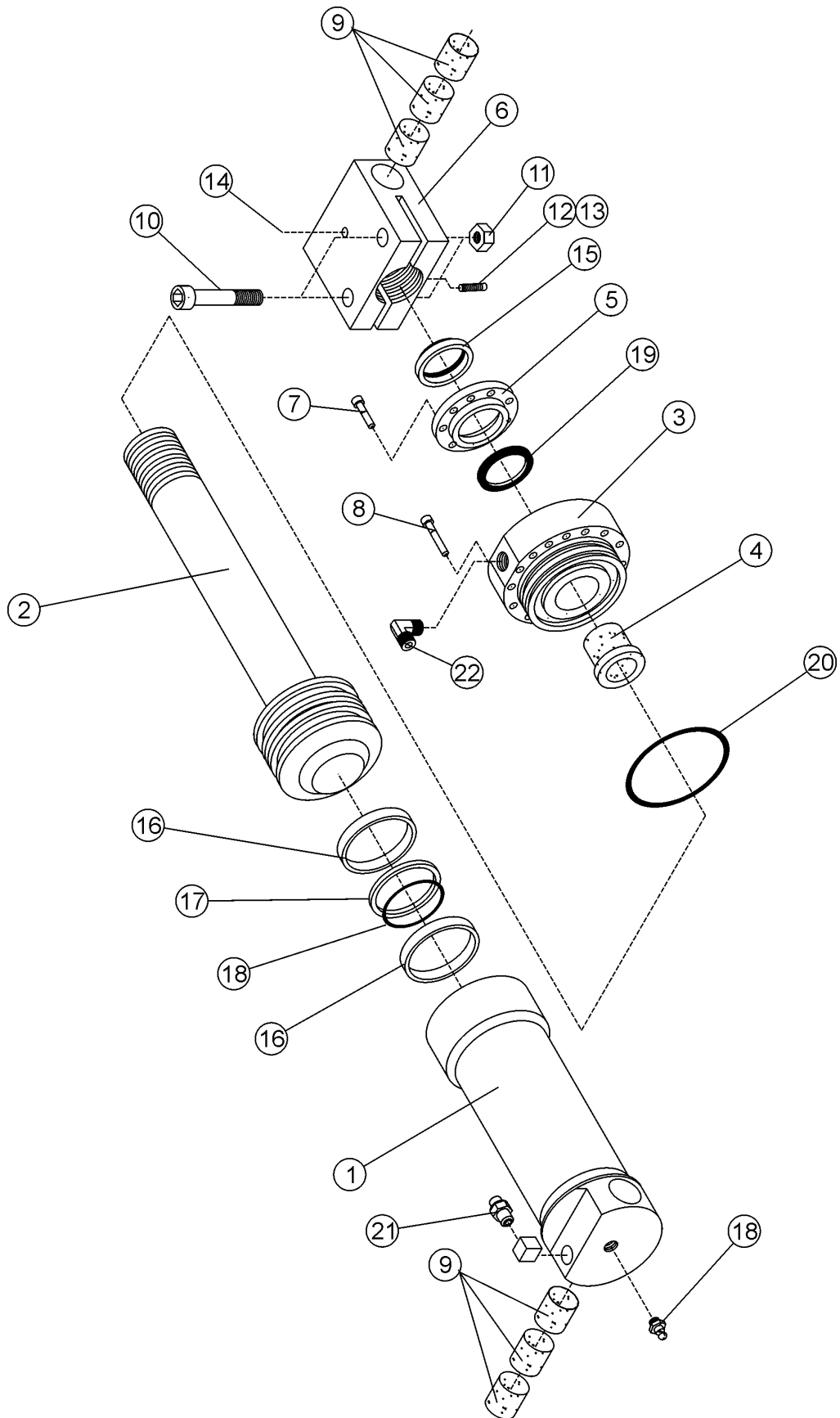
X = Order as required                      Ordnung, wie angefordert  
 NS = Not saw side                              Not saw side  
 SS = Saw side                                      Saw side

**Inform manufacturing number when ordering**

**Informieren Sie Produktion Zahl mit, wenn Sie Ersatzteile bestellen**

Track cylinder

Raupenzylinder



## Track cylinder

## Raupenzylinder

Item Ref	Description Benennung		Order no Bestellungsnr.	pcs Men	Notes Anmerkung
	Track cylinder	Raupenzylinder	3-3013-1	1	Compl. Vollst. Ø80
	Seal kit	Dichtssatz	9-2180-30	1	80/30 SHAMBAN Parts marked with * are included to the seal kit
1	Cylinder pipe	Zylinderaufbuchse	3-3014-6	1	
2	Piston and stem	Kolbe und stange	3-4015-4	1	
3	Guide sleeve	Führungshülse	3-4014-1	1	
4	Sliding sleeve	Gleithülse	3-3014-3	1	
5	Scraper	Abwischer	3-4014-2	1	
6	Eye nut	Augenmutter	25-40003	1	
7	Allen screw	Inbusschraube	9-0206-25	7	M6x25
8	Allen screw	Inbusschraube	9-0206-45	21	M6x45
9	Bushing	Buchse	8-5028-2	6	WB802 ø28/31-30
10	Allen screw	Inbusschraube	9-0212-65	2	M12x65
11	Lock nut	Schlossmutter	9-1112	2	M12
12	Adjusting screw	Einstellungsschraube	9-0406-20	1	M6x20
13	Lock nut	Schlossmutter	9-1106	1	M6
14	Grease nipple	Schmiernippel	9-2800	2	1/8"
* 15	Wiper ring	Reinigender Ring	9-2530	1	30/40-7/10
* 16	Slide ring	Gleitring	9-2407-41	2	2,5-7,7-240
* 17	Piston seal	Kolbendichtung	9-2274	1	3,5x74/80
* 18	O-ring	O-ring	9-2063	1	63x5,3
* 19	Stem seal	Kolbenstangendichtung	9-2330	1	30/40-10
* 20	O-ring	O-ring	9-2069	1	69,2x5,7
21	Double nipple	Doppelnippel	8-9710-11	1	3/8"
22	Angle nipple	Winkelnippel	8-9715-12	1	3/8"-3/4" UNF

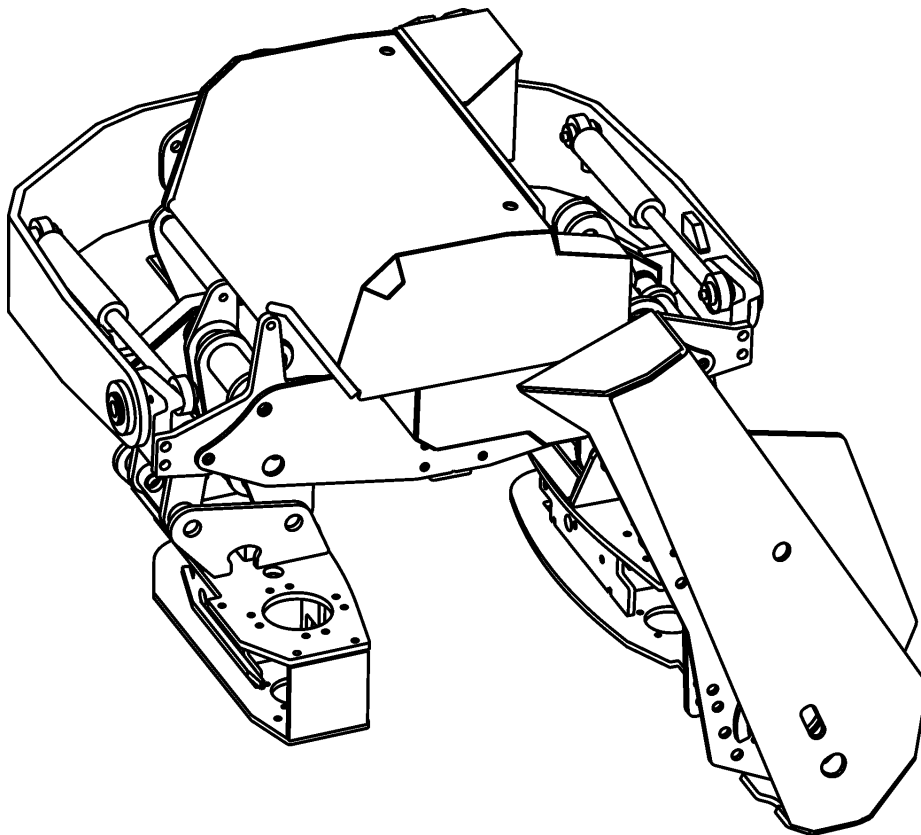
X = Order as required      Ordnung, wie angefordert  
NS = Not saw side      Not saw side  
SS = Saw side      Saw side





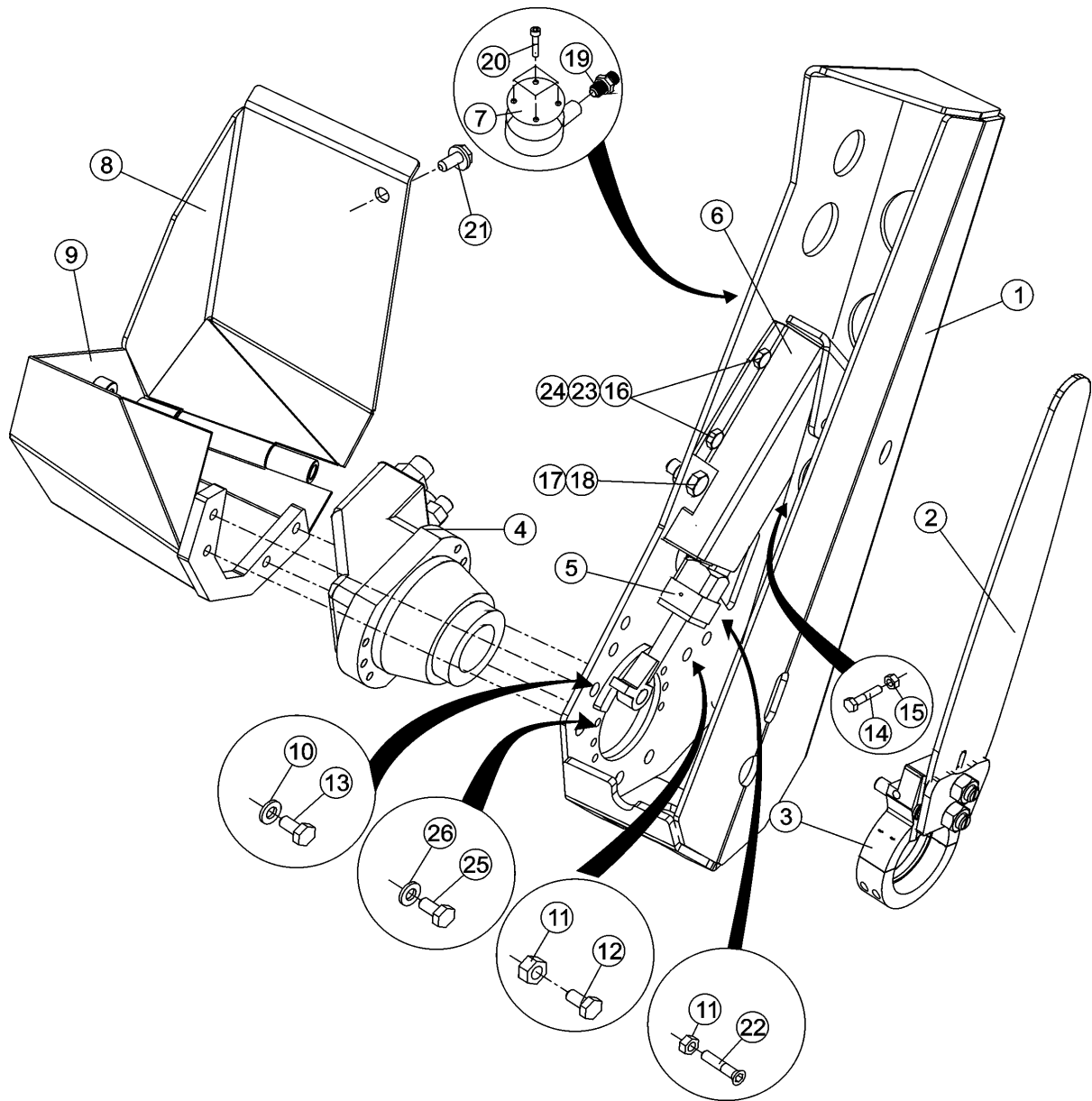
Saw casing

Sägegehäuse



Saw casing

Sägegehäuse



## Saw casing

## Sägegehäuse

Item Ref	Description Benennung		Order no Bestellungsnr.	pcs Men	Notes Anmerkung
1	Housing	Gehäuse	25-55220	1	
2	Saw bar	Sägestab	8-0025-8B	1	25"
	Saw chain	Sägekette	8-0025-5	1	Stihl HC85
3	Saw bar mount	Sägestabeinfassung	4-4113-10	1	See page 56
4	Hydr.motor	Hydr. Motor	8-9023-1	1	Volvo F11-14/K
5	Cylinder,saw	Zylinder,Säge	4-4131-1	1	See page 62
	Bolt	Bolzen	30-55205	1	Top of saw cylinder Oberteil, sägezylinder
6	Sensor cover	Geberschutz	20-55210	1	Inductive sensor Induktiv geber
	Sensor cover	Geberschutz	20-55214	1	Sensor, rotating Geber, rotierend
7	Cover	Deckel	3-5031-11	1	For electrics housing (welded to saw housing) 3-5031-12
8	Protective cover Schutzdeckel		20-35232	1	For fittings, see Tower&Tracks
9	Protective cover Schutzdeckel		20-35231	1	For fittings, see Tower&Tracks
10	Lock washer	Sicherungsscheibe	9-1316	X	M16 Nordlock
11	Lock nut	Schlossmutter	9-1116-K	X	M16 Nyloc (high)
12	Screw, hex	Sechskantschraube	9-0016-4	4	M16x40 10.9 DIN933
13	Screw, hex	Sechskantschraube	9-0016-5	2	M16x50
14	Screw, hex	Sechskantschraube	30-55205	1	M12x90
15	Nut	Mutter	9-1012	1	M12
16	Screw, hex	Sechskantschraube	9-0012-25	2	M12x25
17	Screw, hex	Sechskantschraube	9-0216-35	3	M16x35
18	Lock nut	Schlossmutter	9-1116	X	M16 Nyloc
19	Double nipple	Doppelnippel	8-9501-17	1	R3/8"-1/2"
20	Allen screw	Inbusschraube	9-0206-16	4	M6x16
21	Flanged hex. screw	Schraube mit Flansch	9-0016-25E	1	M16x25
22	Countersunk screw	Senkschraube	9-0316-5	X	M16x50
23	Lock nut	Schlossmutter	9-1112	X	M12 nyloc
24	Washer	Scheibe	9-1212	2	M12
25	Allen screw	Inbusschraube	9-0210-3	X	M10x30
26	Lock washer		9-1310	X	M10 Nordlock
	Fastener	Halter	25-55219	1	Saw lubrication Sägeschmierung
	Screw, hex	Sechskantschraube	9-0010-35	1	M10x35
	Lock washer	Sicherungsscheibe	9-1310	X	M10 Nordlock

X = Order as required

Ordnung, wie angefordert

NS = Not saw side

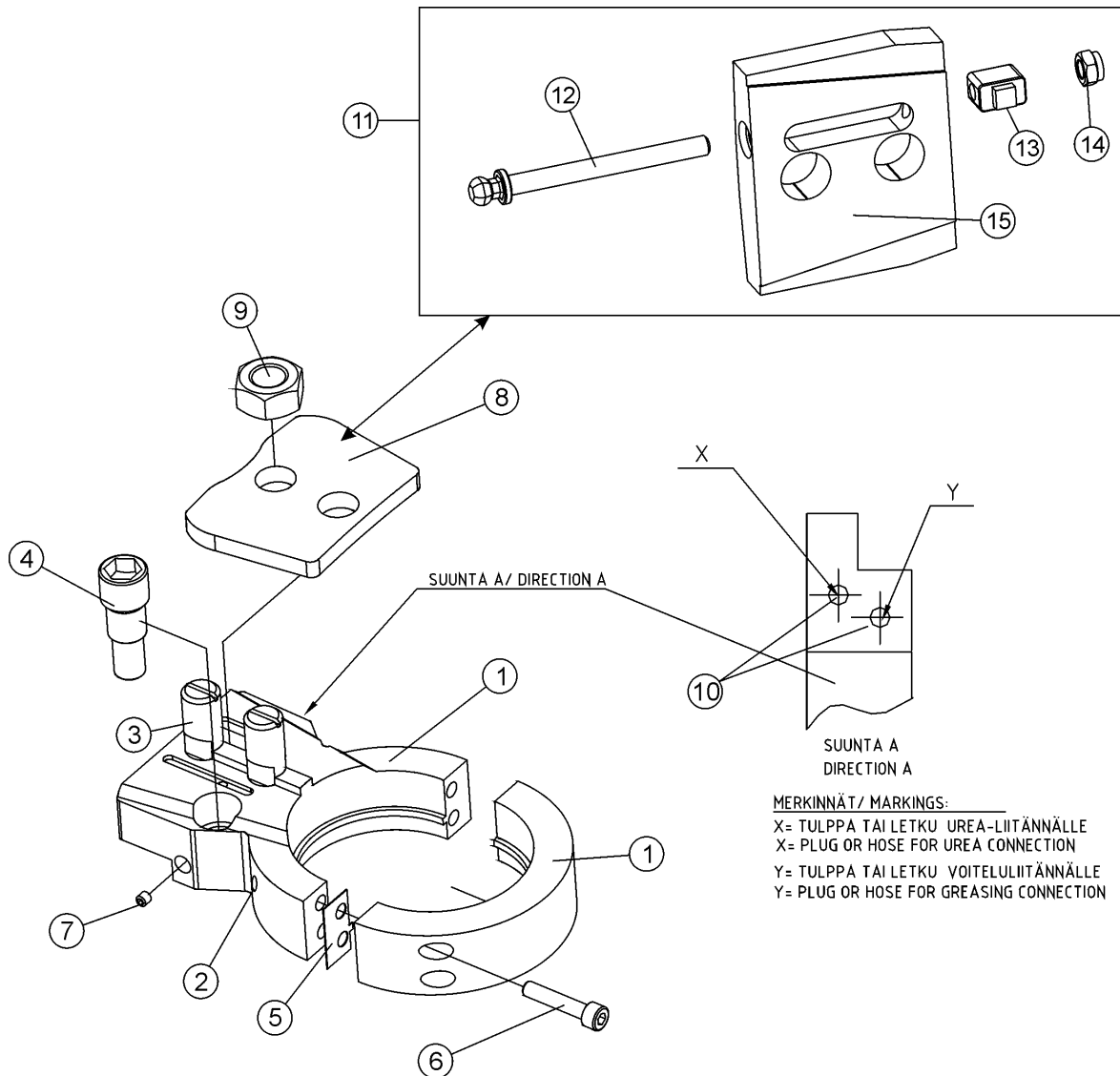
Not saw side

SS = Saw side

Saw side

Saw bar mount

Sägestabeinfassung



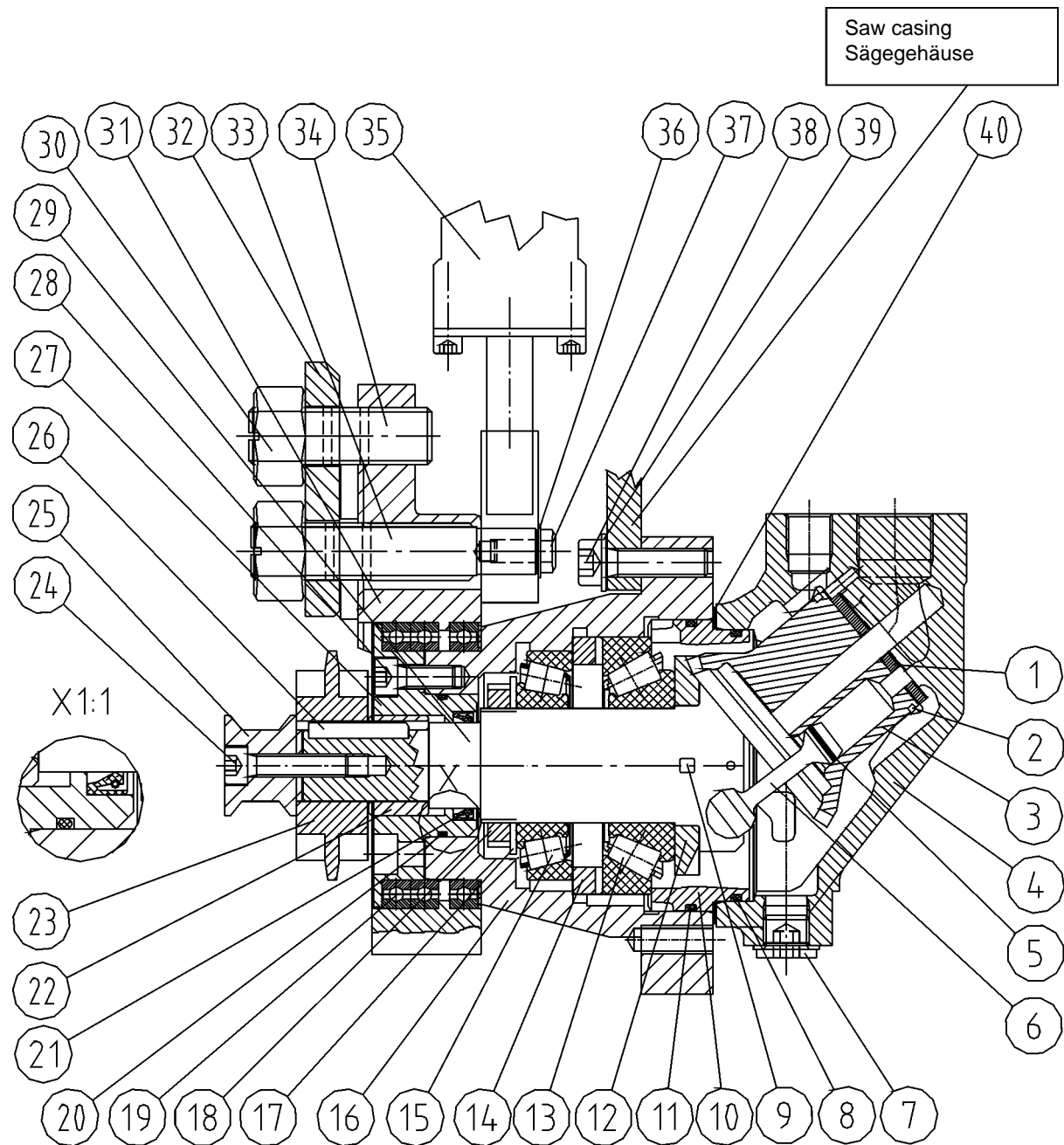
## Saw bar mount

## Sägestabeinfassung

Item Ref	Description Benennung		Order no Bestellungsnr.	pcs Men	Notes Anmerkung
1	Saw bar mount	Sägestabeinfassung	4-4113-10	1	F11-19
2	Grease nipple	Schmiernippel	9-2800	1	R1/8"
3	Screw	Schraube	4-4150-1	2	short
4	Cylinder pin	Zylinderstift	20-55070	1	Cylinder,saw Zylinder,Säge
5	Shim	Regelplatte	-	2	
6	Allen screw	Inbusschraube	9-0210-5	4	M10x50
7	Retaining screw	Sicherungsschraube	9-0406-10	1	M6x10
8	Mounting plate	Befestigungsplatte	4-3135-2	1	
9	Nut	Mutter	9-1020	1	M20
10	Hose	Schlauch	8-9307-61	1	0,5m with cover spiral 1/8"BSPT - 1/4" BSP SK
11	Chain tensioner	Kettenspanner	20-95209	1	Auxiliary. Zusatz.
12	Adjusting screw	Einstellungsschraube	20-15204	1	
13	Tension adjustment piece Spannung Justage teil		20-15203	1	
14	Nut	Mutter	9-1008-1	1	M8 special
15	Lock plate	Verriegelungsplatte	20-15205	1	
	Plug	Stopfen	8-9620-11	1	R1/8"

Saw motor and bar mount

Sägestabeinfassung und motor



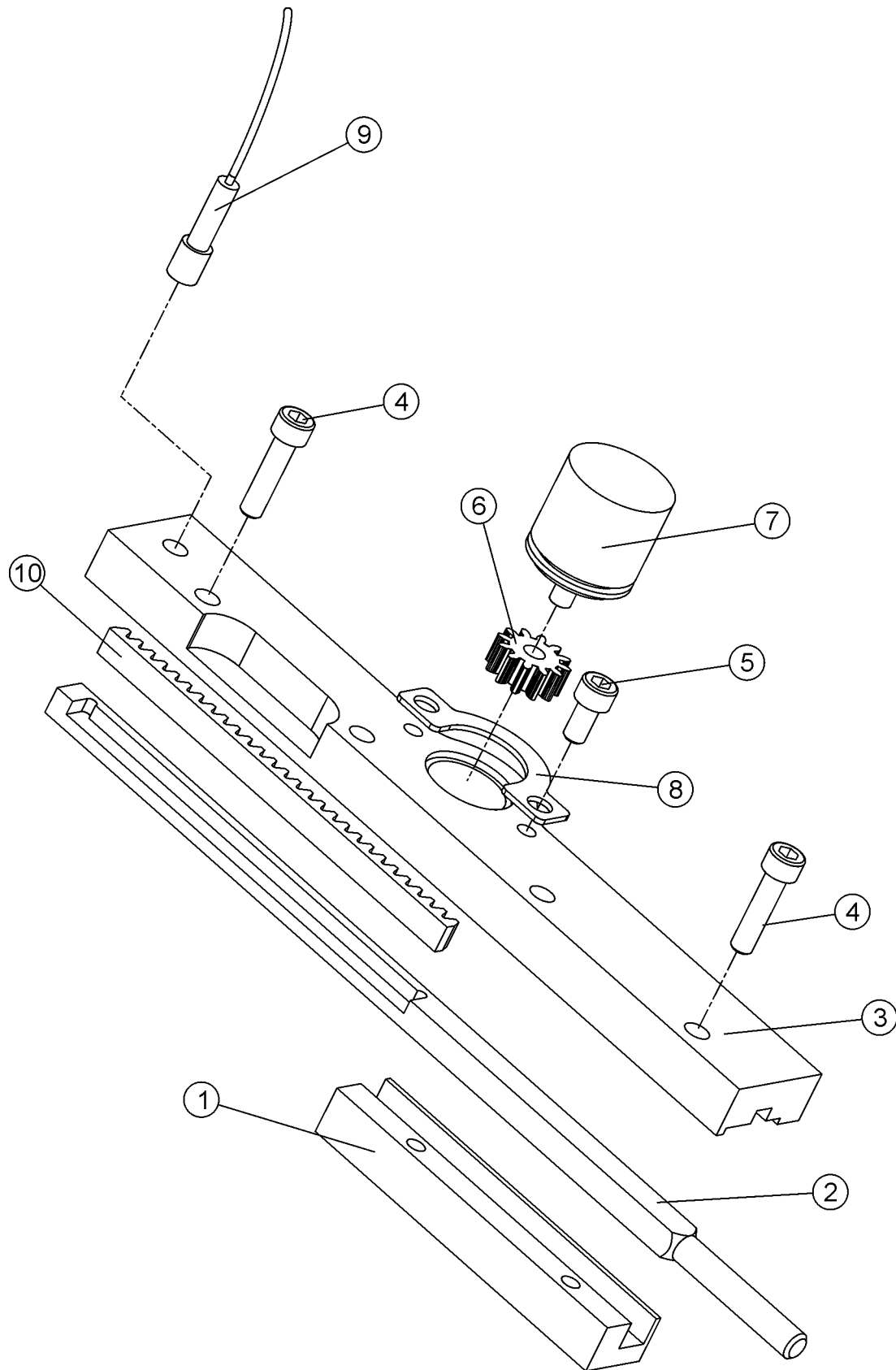
## Saw motor and bar mount

## Sägestabeinfassung und motor

Item Ref	Description Benennung	Order no Bestellungsnr.	pcs Men	Notes Anmerkung
	Hydr.motor	Hydr. Motor	8-9021	1 Volvo F11-19/R
	Hydr.motor	Hydr. Motor	8-9021-6	1 Volvo F11-19/K
	Seal kit	Dichtssatz	8-9021-5	1 Includes parts ref 8,11,20,21 Enthaltet Stück Nr. 8,11,20,21
1	Valve plate	Ventilplatte	8-9021-7	1 (72846)
2	Cylinder drum retainer	Laufbuchsehalter	8-9021-11	1 (72686)
3	Cylinder barrel	Laufbuchse	8-9021-10	1 (3702959)
4	Cylinder block	Zylinderblock	8-9021-09	1 (3706487)
	Repair kit	Reparatursatz	8-9021-K	1 Includes parts ref 1, 2, 3, 6 and seal kit Enthaltet Stück Nr. 1, 2, 3, 6 und dichtsatz
5	Piston ring	Kolbenring	8-9021-12	15 (3705969)
6	Piston	Kolbe	8-9021-8	5 Compl.with piston rings(3708658)
7	Plug	Stopfen	8-9620-09	1 R 3/8" (944506)
8	O-ring	O-ring	9-2089	1 OR 89.5x3
9	Key	Keil	8-9021-3	1 (3792207) for timing gear 7*8*35
10	Guide sleeve	Führungshülse	8-9021	1 (3797260) includes o-rings
11	O-ring	O-ring	9-2094	1 OR 94.5x3
12	Timing gear	Steuerrad	8-9021-79	1 (3795833)
13	Bearing	Lager	8-9021-81	1 (3797156)
14	Spacer ring	Zwischenring	8-9021-82	1 (73384)
15	Bearing	Lager	8-9021-83	1 (118202)
16	Bearing housing	Lagerghäuse	4-4115	1
17	Lock washer	Sicherungsscheibe	8-9021-84	1 (907026)
18	Shaft nut	Achsmutter	8-9021-85	1 (906636)
19	Bearing	Lager	8-3101-1	2/3 61816-2RS
	Bearing	Lager	8-3101-2	1/3 61816-Y
20	O-ring	O-ring	9-2045-2	1 OR 45x2
21	Shaft seal	Öldichtung	9-2305-3	1 ø30/40-6
22	Bush	Hülse	4-4145-3	1 F11-19/K
	Bush	Hülse	20-20503	1 F11-14/K
23	Drive sprocket	Kettenrad	8-9112-1	1 Z=11
24	Allen screw	Inbusschraube	9-0208-35	1 M8x35
25	Bush	Hülse	4-4147-2	1 F11-19/K
	Bush	Hülse	20-50202	1 F11-14/K
26	Key	Keil	8-9021-3	1 Volvo F11-19 8x7-35
27	End plate	Endplatte	4-4148-3	1 double shaft seal
28	Allen screw	Inbusschraube	9-0208-2	8 M8x20
29	Drive shaft	Antriebsachse	8-9021-9	1 (3796087)
30	Nut	Mutter	9-1020	2 M20
31	Frame	Rahmen	25-55003	1 With M10 thread
	Saw bar mount	Sägestabeinfassung		See page 58
32	Chain tensioner	Kettenspanner	20-95209	1 See page 58
33	Screw	Schraube	4-4150-2	X Cylinder pin Zylinderstift
34	Screw	Schraube	4-4150-1	X Flange fixing Flansch
35	Cylinder,saw	Zylinder,Säge	4-6132	1 Compl. Vollst. see page 70
36	Washer	Scheibe	9-3008-25	X M8/25
37	Screw, hex	Sechskantschraube	9-0010-3	X M8x20
38	Allen screw	Inbusschraube	9-0210-3	X M10x30
39	Lock washer		9-1310	X Nordlock M10
40	Shim	Regelplatte	8-9021-71	1 3797421

Sensor, rotating

Geber, rotierend





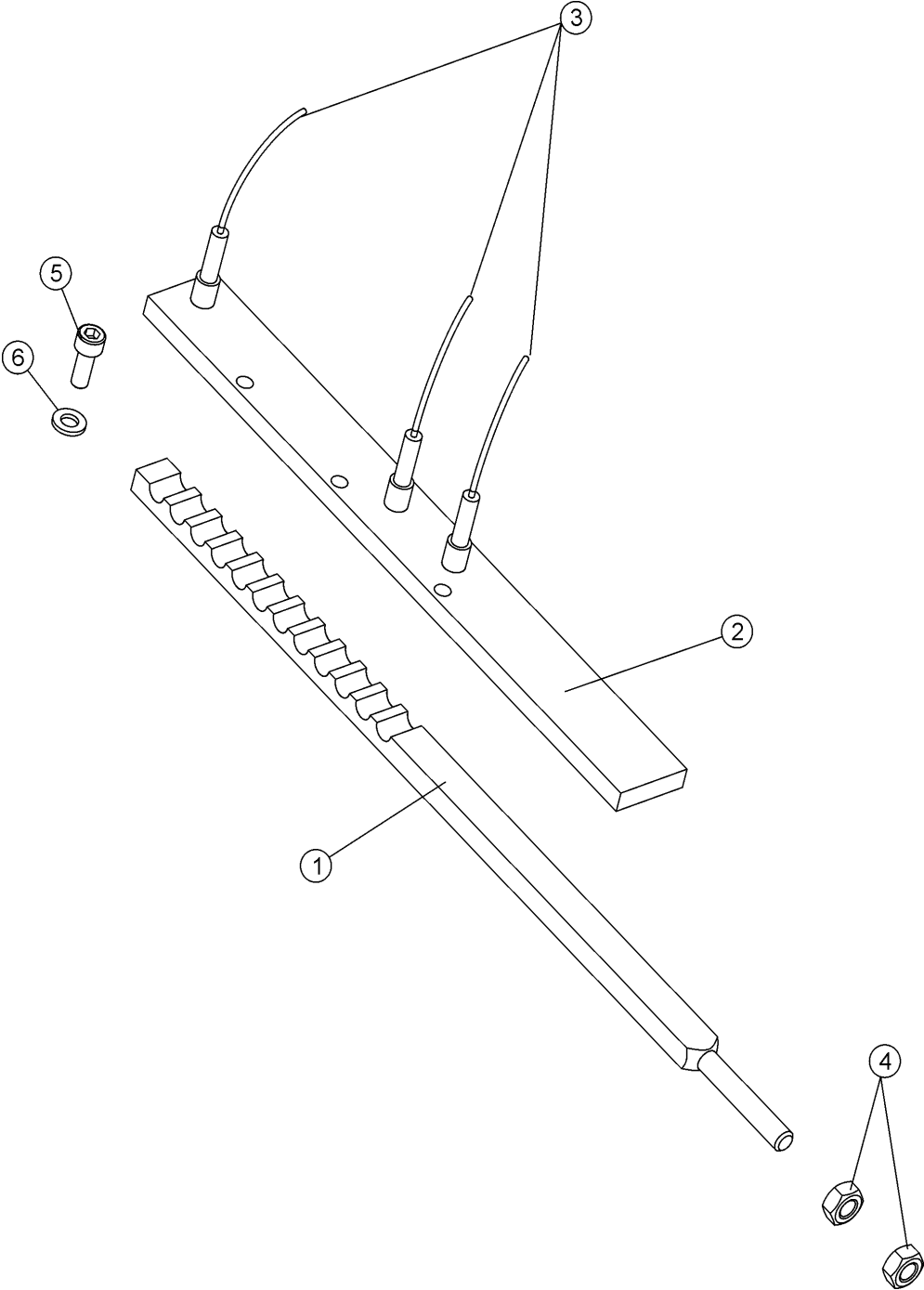
## Sensor, rotating

## Geber, rotierend

Item Ref	Description Benennung	Order no Bestellungsnr.	pcs Men	Notes Anmerkung
	Sensor, rotating      Geber, rotierend	20-65005	1	Compl.      Vollst. Cylinder,saw      Zylinder,Säge
1	Guide piece      Steuerstück	20-65002	1	
2	Slide      Schieber	20-65001	1	
3	Mounting plate      Befestigungsplatte	20-65004	1	
4	Allen screw      Inbusschraube	9-0206-25	4	M6x25
5	Allen screw      Inbusschraube	9-0206-12	2	M6x12
6	Gear      Zahnrad	15-65016	1	Z=12
7	Sensor      Geber	3-2150-85	1	Emeta 50puls
8	Mounting plate      Befestigungsplatte	-	1	
9	Sensor      Geber	8-1000	1	M8x1 ind
10	Gear rack      Zahnstange	20-65007	1	

Inductive sensor

Induktiv geber



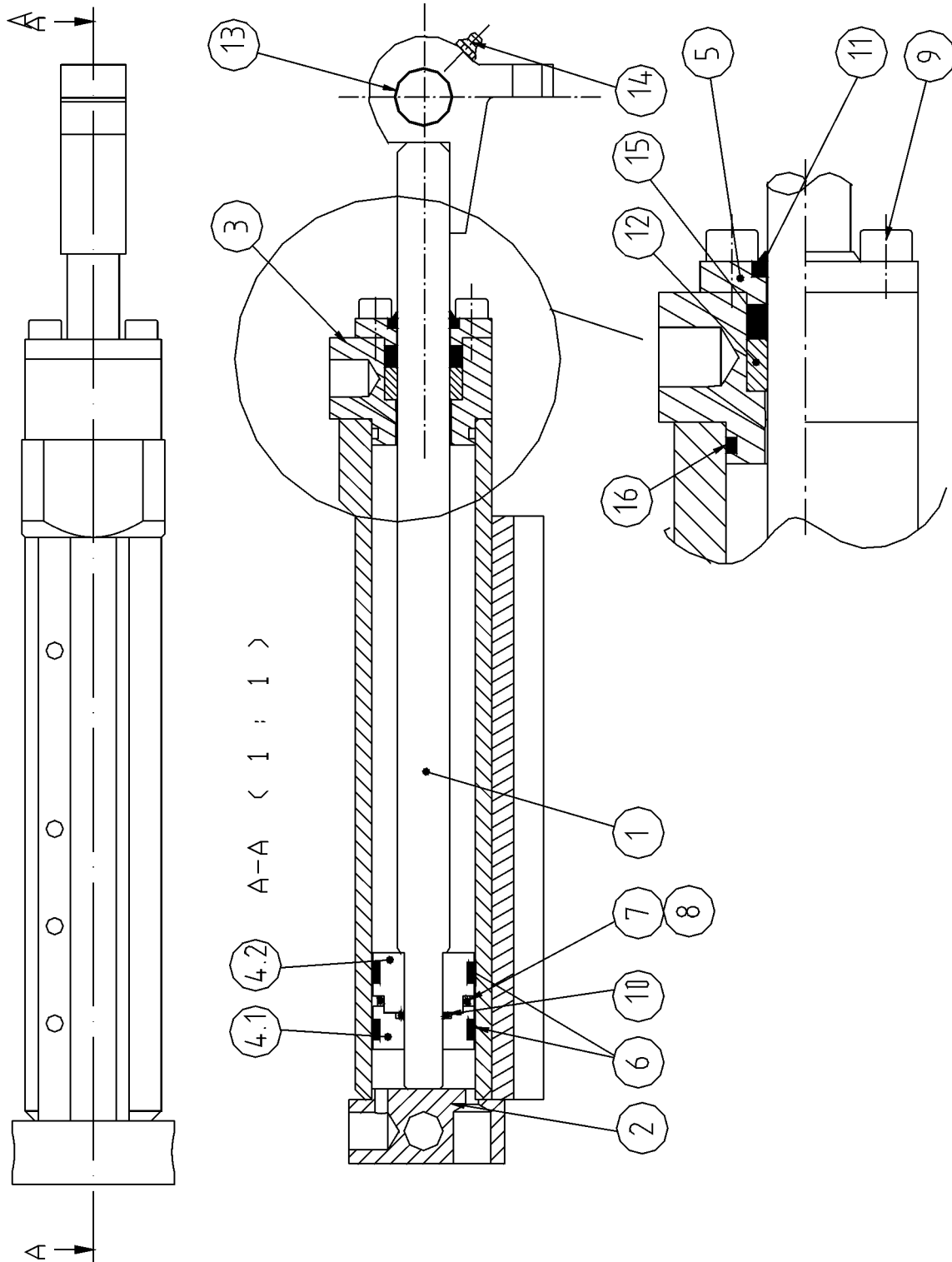
## Inductive sensor

## Induktiv geber

Item Ref	Description Benennung	Order no Bestellungsnr.	pcs Men	Notes Anmerkung
	Inductive sensor      Induktiv geber	-	1	Compl.      Vollst. Cylinder,saw      Zylinder,Säge
1	Slide      Schieber	3-4114-73	1	L=355
2	Mounting plate      Befestigungsplatte	3-4114-13	1	
3	Sensor      Geber	8-1000	3	M8x1 ind
4	Lock nut      Schlossmutter	9-1108	2	M8 nyloc
5	Allen screw      Inbusschraube	9-0206-2	3	M6x20
6	Lock washer      Sicherungsscheibe	9-1306	3	M6 Nordlock

Cylinder, saw

Zylinder, Säge



## Cylinder,saw

## Zylinder,Säge

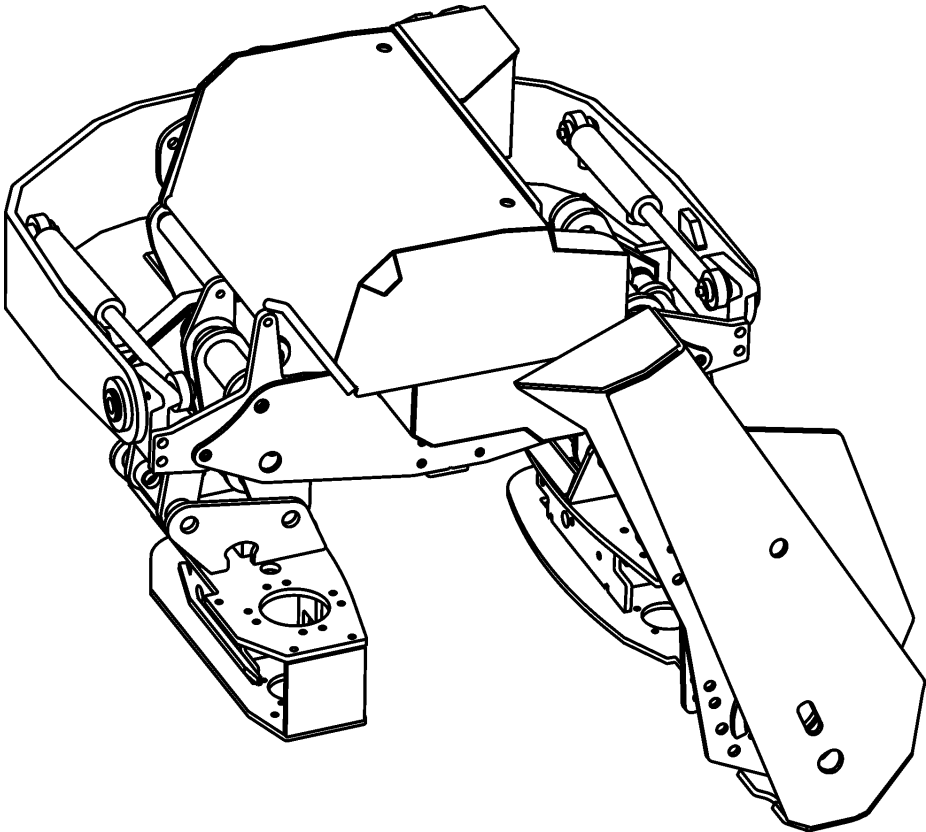
Item Ref	Description Benennung		Order no Bestellungsnr.	pcs Men	Notes Anmerkung
	Cylinder,saw	Zylinder,Säge	4-4131-1	1	Compl. Vollst.
	Seal kit	Dichtssatz	9-2132-16	1	Parts marked with * are included to the seal kit
1	Rod and Stem eye	Stange und öse	3-4071-51	1	
2	Cylinder barrel	Laufbuchse	3-4071-2	1	
3	Guide sleeve	Führungshülse	3-4071-11	1	
4.1	Piston upper part	Kolben Oberteil	3-4071-6	1	
4.2	Piston lower part	Kolben unterteil	3-4071-7	1	
5	Support ring	Stützring	3-4071-12	1	
* 6	Sliding sleeve	Gleithülse	3-2406-3	2	
* 7	Piston seal	Kolbendichtung	9-2217-2	1	
* 8	O-ring	O-ring	9-2024-5	1	OR 24,5x2.6
9	Allen screw	Inbusschraube	9-0206-45	4	M6x45
* 10	O-ring	O-ring	9-2012-1	1	OR 12X2
* 11	Wiper	Wiper	9-2516	1	16/22-3/4
12	Sliding sleeve	Gleithülse	3-4071-3	1	
13	Bushing	Buchse	8-5016-2	2	WB800 ø16/18-20 BRM-10
14	Grease nipple	Schmiernippel	9-2800	1	R1/8"
* 15	Stem seal	Kolbenstangendichtung	9-2316-1	1	ø16/25-5.6
* 16	O-ring	O-ring	9-2028	1	OR 28X2,6

X = Order as required                      Ordnung, wie angefordert  
 NS = Not saw side                              Not saw side  
 SS = Saw side                                      Saw side



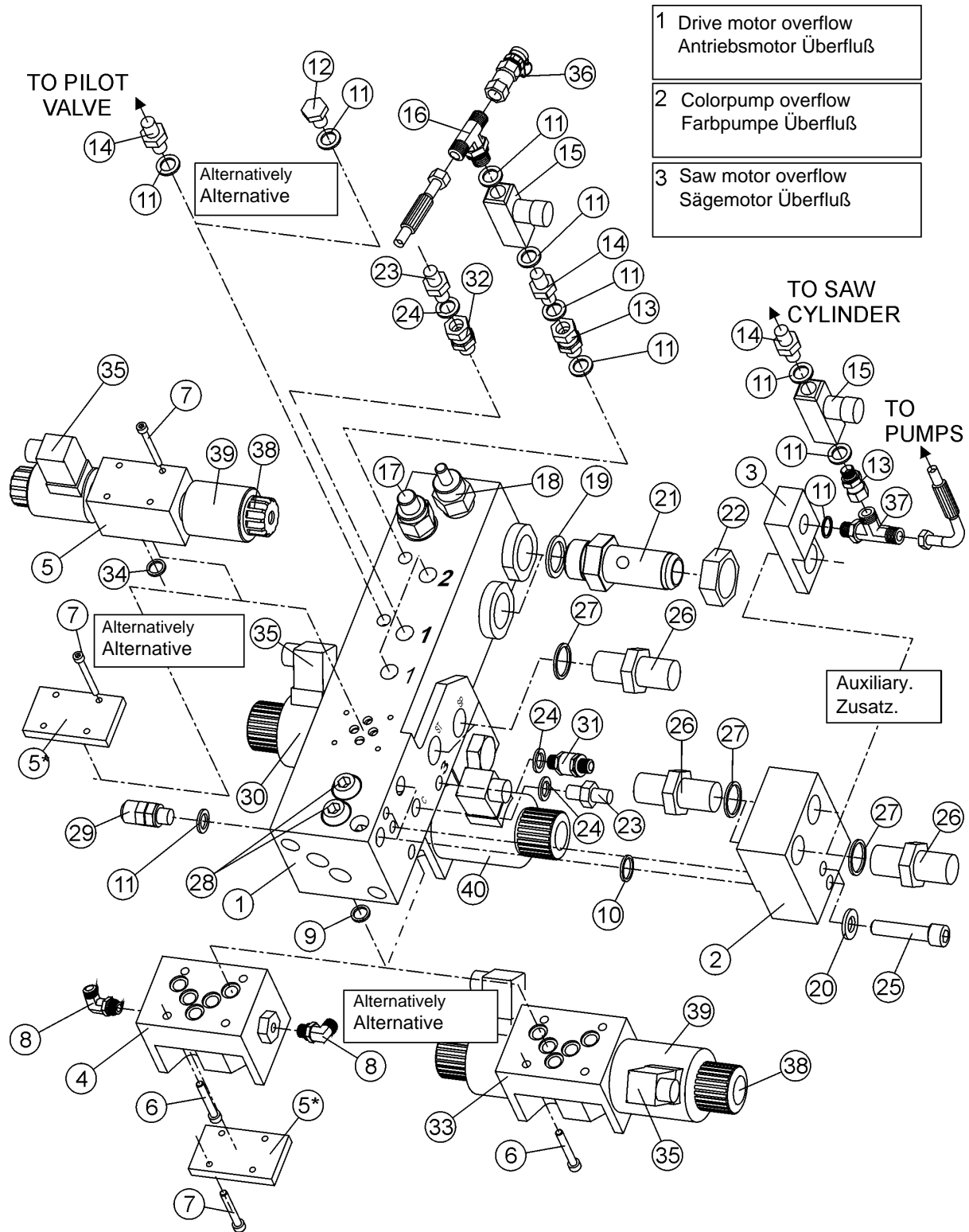
Valve blocks

Ventilgruppe



Valve block, large

Ventilblock, groß





## Valve block, large

## Ventilblock, groß

Item Ref	Description Benennung		Order no Bestellungsnr.	pcs Men	Notes Anmerkung
1	Valve block, large	Ventilblock, groß	20-75039	1	
2	Adapter block	Adapterblock	20-75201	1	For hoses
3	Adapter	Adapter	20-75216	1	Auxiliary. Zusatz. Pilot valve Vorsteuerventil
4	Directional valve	Wegeventile	8-2035-45	1	Auxiliary. Zusatz. Pilot valve Vorsteuerventil
5	Directional valve 24V 2-coil NS06	Wegeventile	8-2021-25	1	Hägglund/Denison 4D01-3203-A302-B1-GOQ Slow feeding valve Zubringerventil, langsam
	Nut	Mutter	8-2020-72	X	Reverse Zurück NS06
	Armature	Anker	8-2020-74	X	NS06
	Coil	Spule	8-2020-7	X	NS06
	Restrictor	Drosselblende	-	X	For EPEC 3,5mm, MITRON 2mm
5*	Covering plate	Deckplatte	20-75223	3	Auxiliary. Zusatz. Pilot valve Vorsteuerventil
6	Allen screw	Inbusschraube	9-0206-4	12	M6x40 NS10
7	Allen screw	Inbusschraube	9-0205-3	4	M5x30 NS06
8	Angle nipple	Winkelnippel	8-9513-11	X	90 R1/4" mutt. -1/8" Pilot valve Vorsteuerventil
9	O-ring	O-ring	9-2012-1	15	12x2 NS10
10	O-ring	O-ring	9-2020	2	20x2,6
11	Seal, USIT	Dichtung, USIT	9-1914-20	X	1/4"
12	Plug	Stopfen	8-9620-08	1	1/4"
	Double nipple	Doppelnippel	8-9500-10	1	R1/4"-1/4" Color marking Farbmarkierung

X = Order as required                      Ordnung, wie angefordert

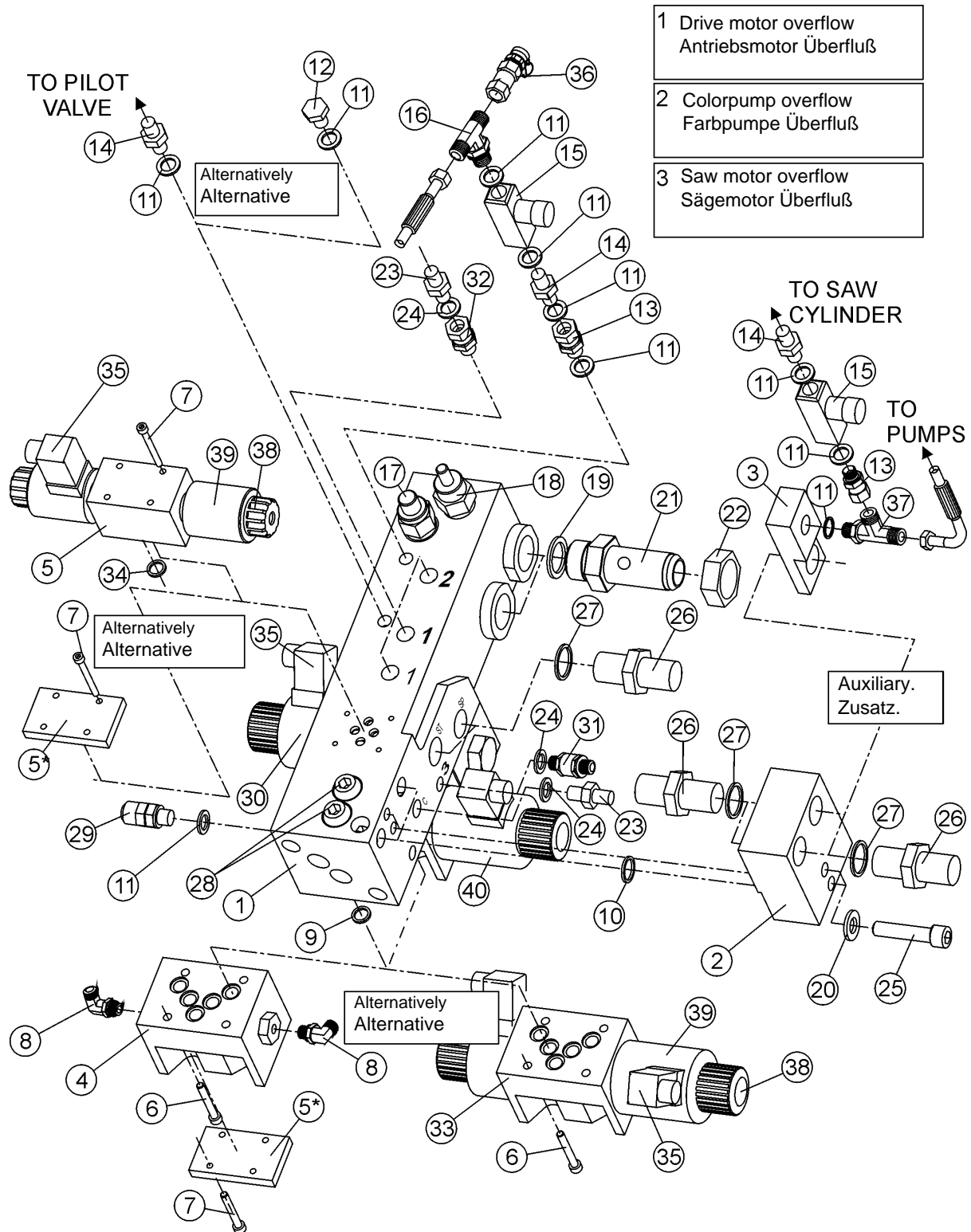
When ordering nipples according to the "R"-standard, the Usit-ring has to be ordered separately. In the "JIC"-standard the Usit-ring is included with the nipple.

Placement and quantities of parts may vary due to equipment of the machine  
Plazierung und Quantitäten Teile können wegen der Ausrüstung der Maschine verändern

**Inform manufacturing number when ordering**  
**Informieren Sie Produktion Zahl mit, wenn Sie Ersatzteile bestellen**

Valve block, large

Ventilblock, groß



## Valve block, large

## Ventilblock, groß

Item Ref	Description Benennung	Order no Bestellungsnr.	pcs Men	Notes Anmerkung
13	Union Verschraubung	8-9503-10	1	R1/4"-1/4"
14	Double nipple Doppelnippel	8-9500-10	X	R1/4"-1/4"
	Double nipple Doppelnippel	8-9710-10	1	R1/4"-9/16"UNF
15	Flow control valve Durchflussregler	8-2025-14	1	1/4" Saw return Sägerückkehr
	Restrictor valve Drosselventil	8-2025-2	1	Logman machines
16	T-nipple T-verschraubung	8-9726-3	1	1/4-9/16" JIC
17	Pressure reducing valve Druckbegrenzungsventil	8-2017	1	Command control PRRS-10-N-S-0S50 Saw return Sägerückkehr
	Seal kit Dichtssatz	8-2017-51	1	Command control PRRS-10-N-S-0S50
18	Pressure control valve Druckbegrenzungsventil	8-2014	1	SUN RPGCFN Main pressure Hauptdruck Adjustable Justierbar
	Seal kit Dichtssatz	8-2014-5	1	
19	Seal, USIT Dichtung, USIT	9-1934-42	1	1" 34/42
20	Lock washer Sicherungsscheibe	9-1312	2	M12 Nordlock
21	Double nipple Doppelnippel	20-75044	2	R1"
	Double nipple Doppelnippel	25-75009	2	R1"-1 5/16" UNF
22	Nut Mutter	20-75045	2	R1"
	Nut Mutter	25-75006	2	1 5/16" UNF
23	Double nipple Doppelnippel	8-9500-12	1	3/8"-3/8" 26-04000-06
	Double nipple Doppelnippel	8-9710-12	1	R3/8"-3/4"UNF
24	Seal, USIT Dichtung, USIT	9-1917-24	X	17/24 R3/8
25	Allen screw Inbusschraube	9-0212-6	2	M12x60
26	Double nipple Doppelnippel	8-9710-17	6	R3/4" - 1 1/16UNF
	Double nipple Doppelnippel	8-9500-17	6	R3/4" - 3/4"

X = Order as required                      Ordnung, wie angefordert

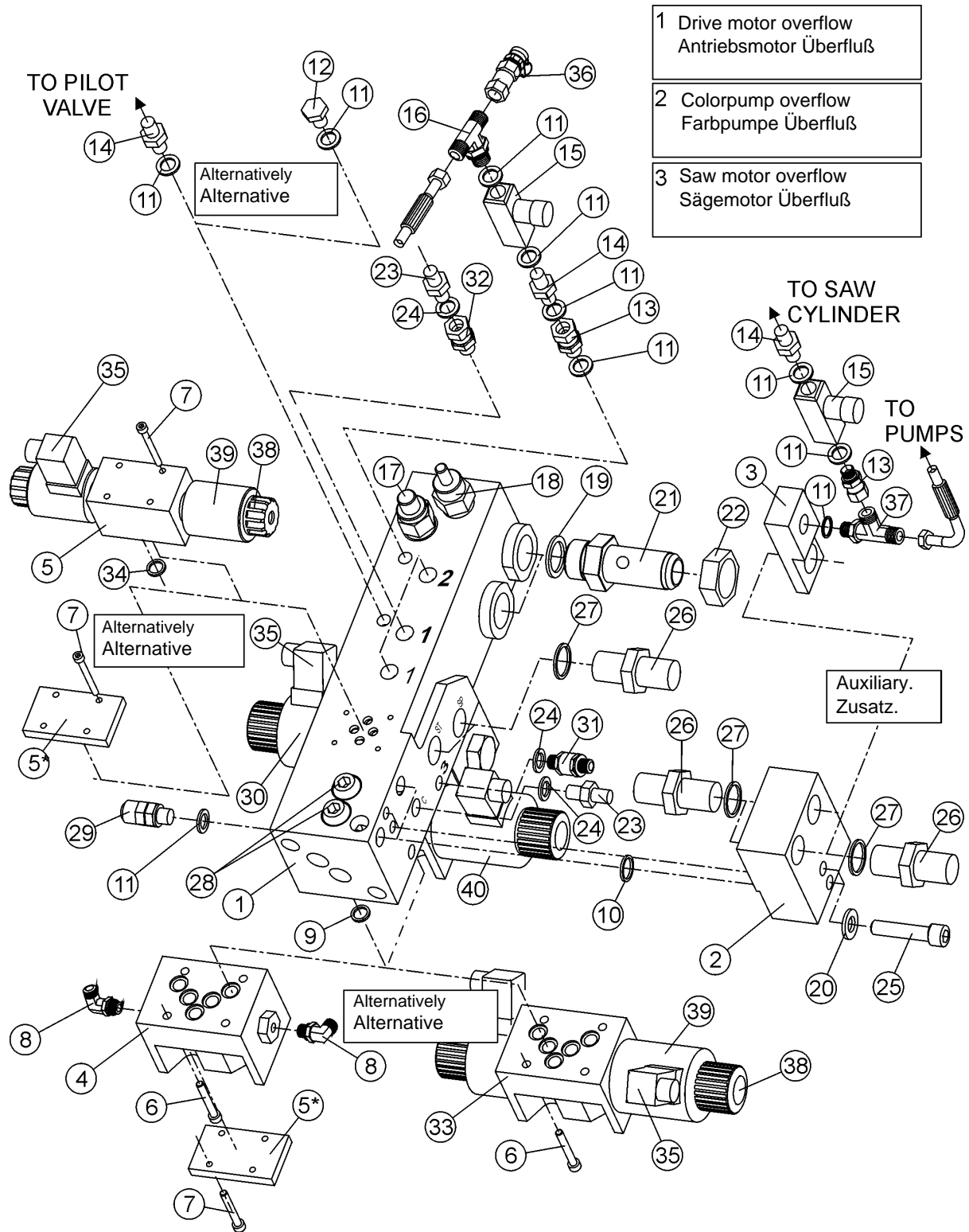
When ordering nipples according to the "R"-standard, the Usit-ring has to be ordered separately. In the "JIC"-standard the Usit-ring is included with the nipple.

Placement and quantities of parts may vary due to equipment of the machine  
Plazierung und Quantitäten Teile können wegen der Ausrüstung der Maschine verändern

**Inform manufacturing number when ordering**  
**Informieren Sie Produktion Zahl mit, wenn Sie Ersatzteile bestellen**

Valve block, large

Ventilblock, groß



## Valve block, large

## Ventilblock, groß

Item Ref	Description Benennung	Order no Bestellungsnr.	pcs Men	Notes Anmerkung
27	Seal, USIT                      Dichtung, USIT	9-1927-35	X	27/35 R3/4
28	Pressure control valve Druckbegrenzungsventil	8-2003-2	2	PLC053 250bar 3930000K187 Forward/reverse Voranzurück
29	Meas. coupler                      Meßanschluß	8-3000	1	R1/4"
30	Directional valve 1-coil NS10	8-2030-14	1	WEVDE-42-A-10-2 24V DC Saw motor                      Sägemotor
31	Check valve                      Richtungsventil	8-3005-05	1	R3/8" Saw motor overflow Sägemotor Überfluß
	Double nipple                      Doppelnippel	8-9503-1	2	R3/8"UK - 1/4" SK
32	Reducing nipple Reduzierstück	8-9515-21	2	SK. 3/8-BSP-3/4 JIC
33	Seal, USIT                      Dichtung, USIT Directional valve 24V 2-coil NS10	9-1914-20 8-2030-22	X 1	14/20 Mecman WEVDE-43-D-10-2 DC Fast feeding valve Zubringerventil, schnell Reverse                      Zurück
34	O-ring                      O-ring	9-2009-2	4	9,25x1,78 NS06
35	Contact plug and wire Kontaktstecker und -leitung	8-1020	X	magn.solenoid
36	Meas. coupler                      Meßanschluß	8-3000-2	X	R1/4"
37	T-nipple                      T-verschraubung	8-9730-19	1	1/4" 26-04470-04
	T-nipple                      T-verschraubung	8-9725-10	1	R1/4-9/16-9/16
38	Nut                      Mutter	8-2020-72	X	NS06
	Armature                      Anker	8-2020-74	X	NS06
39	Coil                      Spule	8-2020-7	X	NS06
40	Directional valve 24V 1-coil NS10	8-2030-12	1	Mecman WEVDE-42-AD-10-2 DC Fast feeding valve Zubringerventil, schnell

X        =        Order as required                      Ordnung, wie angefordert

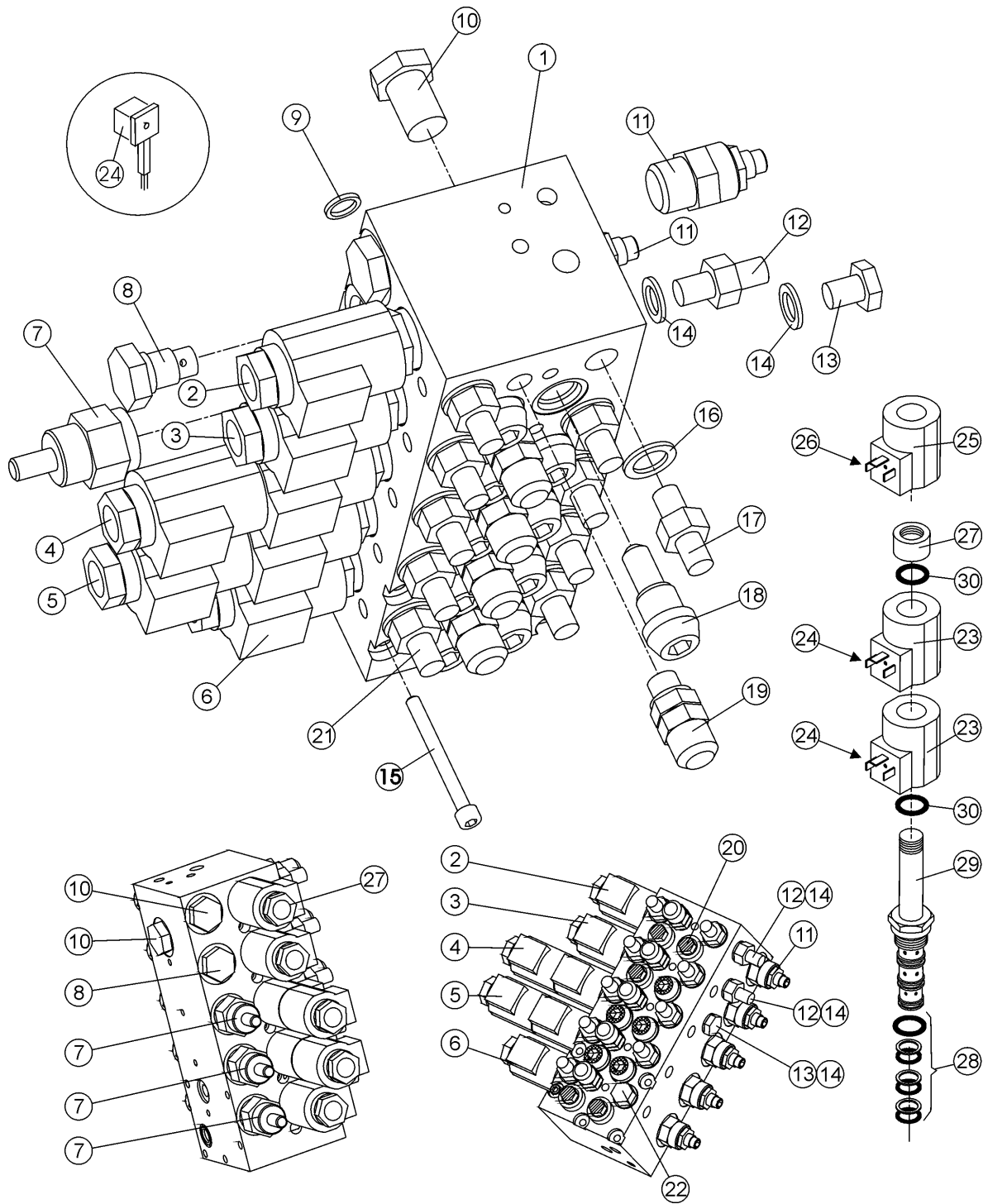
When ordering nipples according to the "R"-standard, the Usit-ring has to be ordered separately. In the "JIC"-standard the Usit-ring is included with the nipple.

Placement and quantities of parts may vary due to equipment of the machine  
Plazierung und Quantitäten Teile können wegen der Ausrüstung der Maschine verändern

**Inform manufacturing number when ordering**  
**Informieren Sie Produktion Zahl mit, wenn Sie Ersatzteile bestellen**

Valve block, small

Ventilblock, klein



## Valve block, small

## Ventilblock, klein

Item Ref	Description Benennung		Order no Bestellungsnr.	pcs Men	Notes Anmerkung
1	Valve block, small	Ventilblock, klein	20-75034	1	FE
2	Directional valve	Wegeventile	8-2000	1	COMATROL ED 064205 Track Raupen
3	Directional valve	Wegeventile	8-2000	1	COMATROL ED 064205 Delimbing knives Entastungsmesser
4	Directional valve	Wegeventile	8-2000-1	1	COMATROL ED 064206 Rotator Rotor
5	Directional valve	Wegeventile	8-2000-2	1	COMATROL ED 064209 Tilt Tilt
6	Directional valve	Wegeventile	8-2000	3	COMATROL ED 064205 Track/saw lubrication Raupen/sägeschmierung
7	Flow control valve	Durchflussregler	8-2025-18	1	FC1020100N
8	Plug	Stopfen	29-5010-10	1	7/8" JIC
	O-ring	O-ring	9-2019-3	1	19*2,5
9	O-ring	O-ring	9-2015-1	2	Ø15,4*2,62
10	Check valve	Richtungsventil	8-2010	2	CV 3-10
	Seal kit	Dichtssatz	8-2010-5	2	CV 3-10
11	Pressure reducing valve Druckbegrenzungsventil		8-2017	X	Command control PRRS-10-N-S-0S50
	Seal kit	Dichtssatz	8-2017-51	1	Command control PRRS-10-N-S-0S50
12	Double nipple	Doppelnippel	8-9500-10	1	R1/4"-1/4" Turnmotor overflow Überlauf der Umdrehungsmotor
	Double nipple	Doppelnippel	8-9710-10	1	R1/4"-9/16"UNF
13	Plug	Stopfen	8-9620-08	2	1/4"
14	Seal, USIT	Dichtung, USIT	9-1914-20	X	1/4"
15	Allen screw	Inbusschraube	9-0207	5	M6x100
16	Seal, USIT	Dichtung, USIT	9-1917-24	X	3/8"

X = Order as required                      Ordnung, wie angefordert

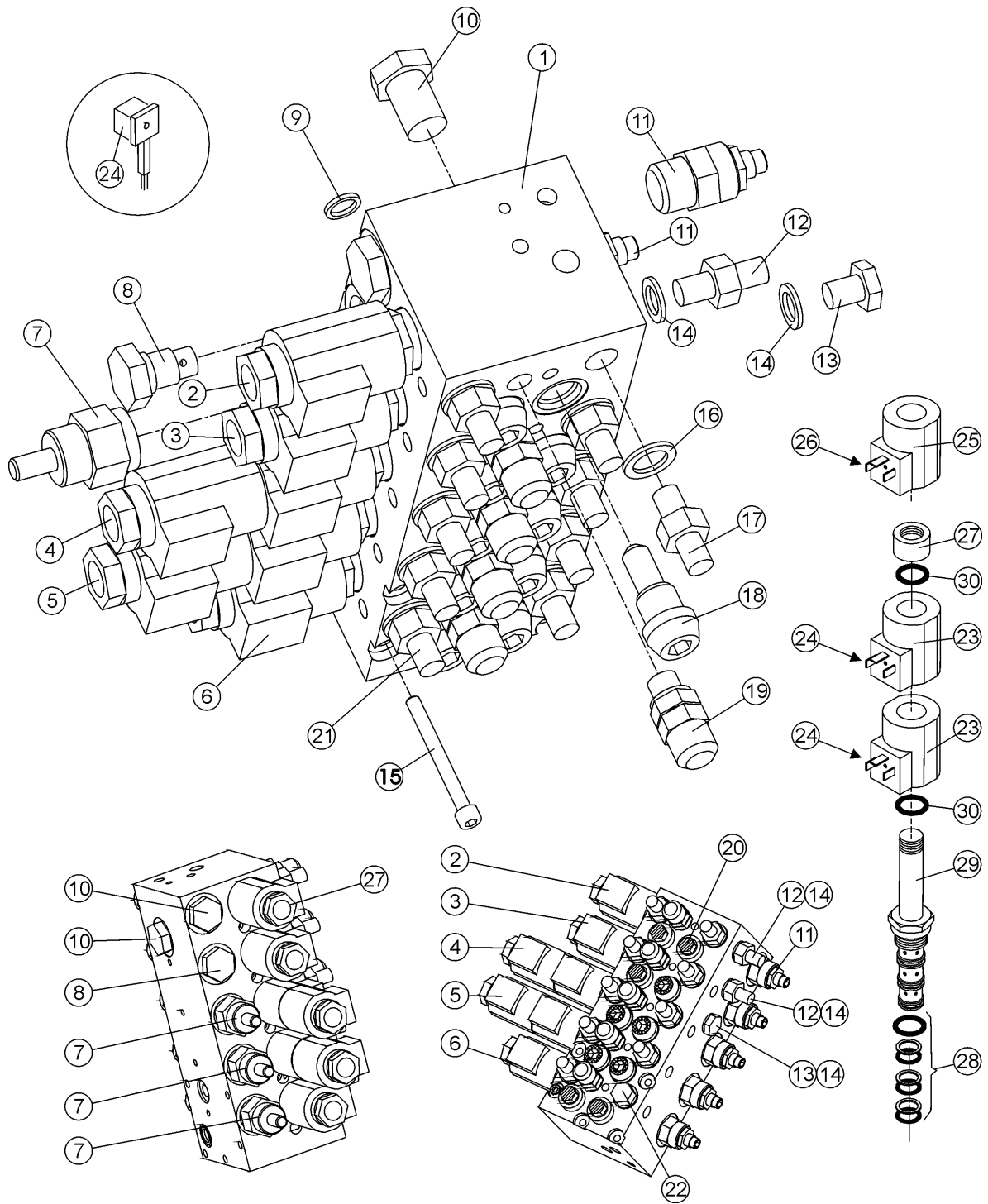
When ordering nipples according to the "R"-standard, the Usit-ring has to be ordered separately. In the "JIC"-standard the Usit-ring is included with the nipple.

Placement and quantities of parts may vary due to equipment of the machine  
Plazierung und Quantitäten Teile können wegen der Ausrüstung der Maschine verändern

**Inform manufacturing number when ordering**  
**Informieren Sie Produktion Zahl mit, wenn Sie Ersatzteile bestellen**

Valve block, small

Ventilblock, klein





## Valve block, small

## Ventilblock, klein

Item Ref	Description Benennung	Order no Bestellungsnr.	pcs Men	Notes Anmerkung
17	Double nipple Doppelnippel	8-9500-12	3	R3/8"-3/8"
	Double nipple Doppelnippel	8-9710-12	8	R3/8"-3/4"
18	Pressure control valve Druckbegrenzungsventil	8-2003-3	6	PLC053 160bar 3930000K181
	O-ring O-ring	9-2019-3	1	19*2,5
19	Meas. coupler Meßanschluß	8-3000	3	R1/4"
20	Plug Stopfen	80-95039	X	instead of PLC053
21	Double nipple Doppelnippel	8-9501-15	X	R1/4"-R3/8"
	Double nipple Doppelnippel	8-9710-9	X	R3/8-9/16UNF
22	Plug Stopfen	8-9620-09	1	3/8"
23	Solenoid Magnetspule	8-1011	6	Comatrol 24V
24	Contact plug and wire Kontaktstecker und -leitung	8-1020	X	magn.solenoid
25	Solenoid Magnetspule	8-1010	1	Comatrol 12V
26	Voltage reducer Spannungsversenker	8-1020-4	1	LSR 15-55 VDC
27	Nut Mutter for solenoid	8-1010-4	5	Comatrol 4205
28	Seal kit Dichtssatz	8-2000-5	X	Flucom/Comatrol ETD30 064205
29	Valve stem Ventilschaft	8-2000-01	1	Flucom/Comatrol ETD30 064205
30	O-ring O-ring	9-2015	2	OR 15.6x1.78

X = Order as required                      Ordnung, wie angefordert

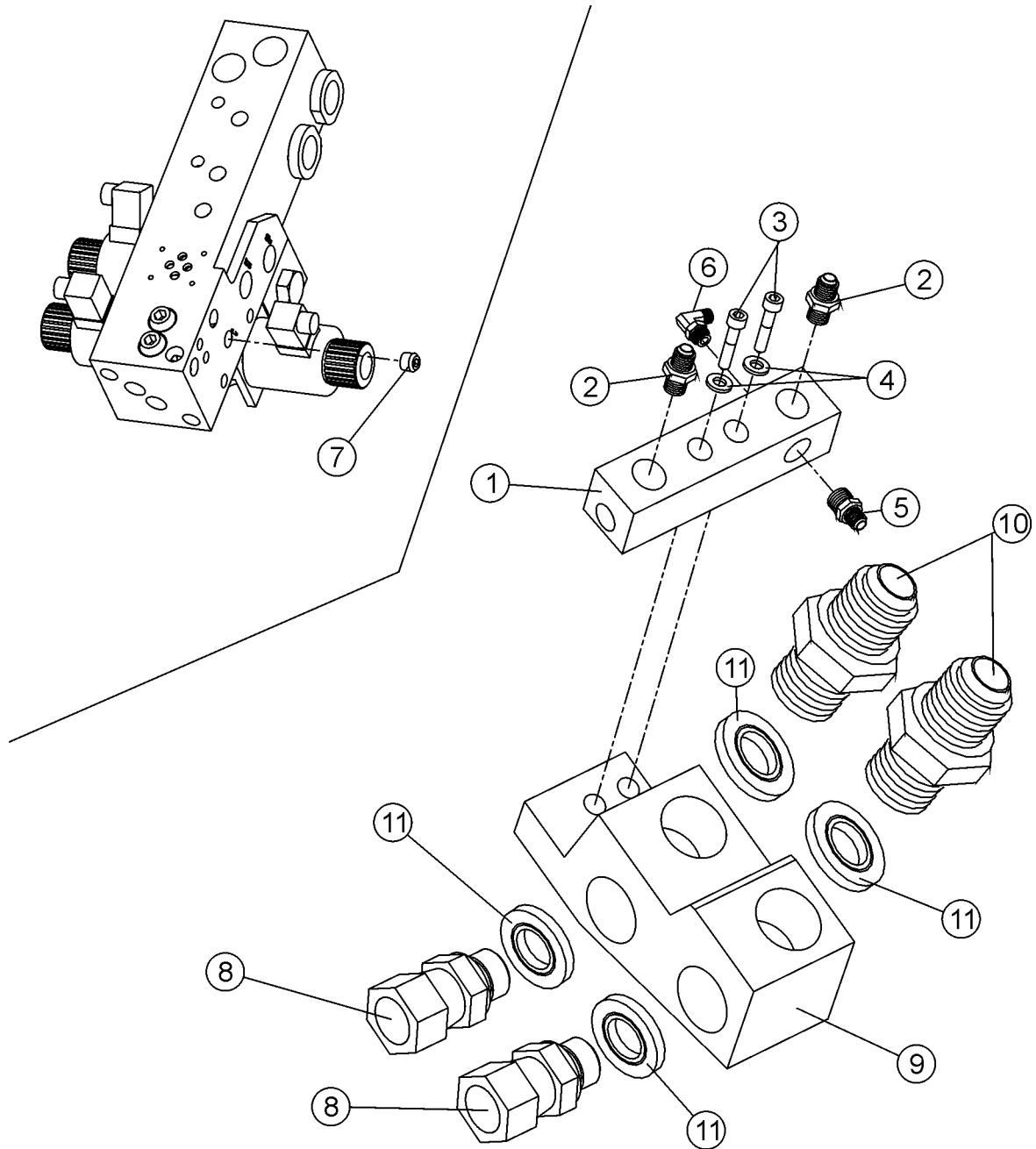
When ordering nipples according to the "R"-standard, the Usit-ring has to be ordered separately. In the "JIC"-standard the Usit-ring is included with the nipple.

Placement and quantities of parts may vary due to equipment of the machine  
Plazierung und Quantitäten Teile können wegen der Ausrüstung der Maschine verändern

Inform manufacturing number when ordering  
Informieren Sie Produktion Zahl mit, wenn Sie Ersatzteile bestellen

Block fittings

Einbausatz



## Block fittings

## Einbausatz

Item Ref	Description Benennung	Order no Bestellungsnr.	pcs Men	Notes Anmerkung
1	Connecting part Verbindungsstück	20-75220	1	Saw motor overflow Sägemotor Überfluß  / Colorpump overflow Farbpumpe Überfluß
2	Double nipple Doppelnippel	8-9710-15	2	R1/2"-7/8"UNF
	Double nipple Doppelnippel	8-9500-15	2	R1/2"-1/2"
	Seal, USIT Dichtung, USIT	9-1921-29	2	1/2"
3	Allen screw Inbusschraube	9-0212-55	2	M12x55
4	Lock washer Sicherungsscheibe	9-1312	2	M12 Nordlock
5	Double nipple Doppelnippel	8-9702-12	1	UK. R1/4"-3/4"UNF
	Double nipple Doppelnippel	8-9501-15	1	R1/4"-R3/8"
	Seal, USIT Dichtung, USIT	9-1914-20	1	1/4"
6	Angle nipple Winkelnippel	8-9715-10	1	R1/4"-9/16" UNF
	Angle nipple Winkelnippel	8-9715-8	1	R1/4"-1/4"
	Seal, USIT Dichtung, USIT	9-1914-20	1	1/4"
7	Plug Stopfen	8-9620-12	1	3/8" To "C" of big block
8	Nipple Nippel	8-9503-20	2	R1"-R1"
9	Connecting part Verbindungsstück	20-75219	1	
10	Double nipple Doppelnippel	8-9710-19	2	R1"-1 1/16"UNF
	Double nipple Doppelnippel	8-9500-2	2	R1"-R1"
11	Seal, USIT Dichtung, USIT	9-1934-42	X	1" 34/42

X = Order as required                      Ordnung, wie angefordert

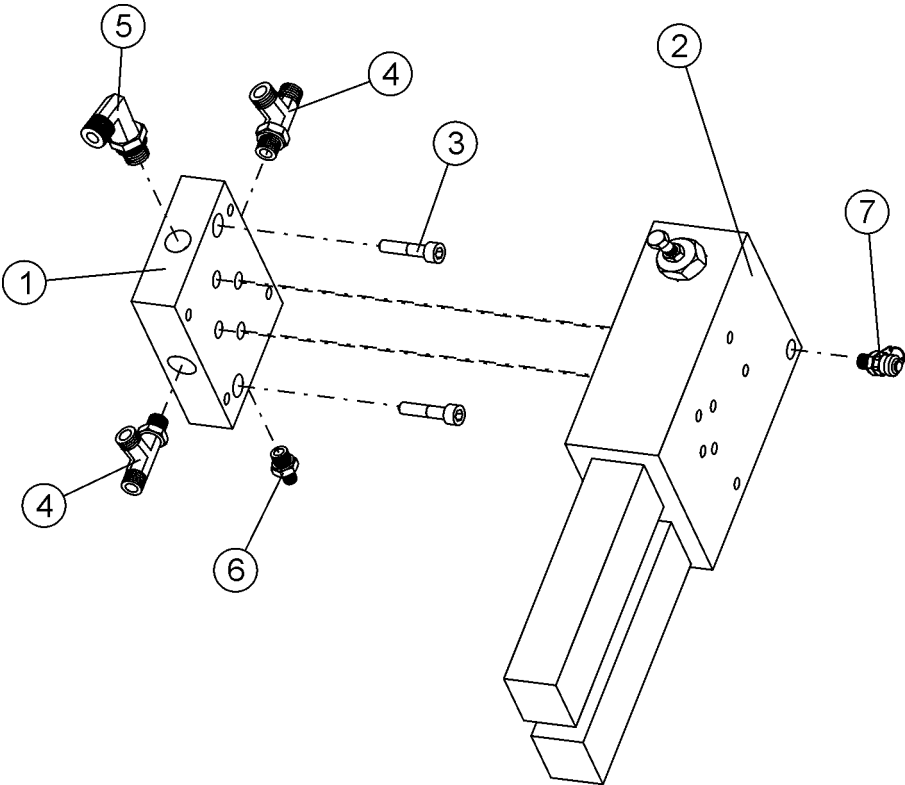
When ordering nipples according to the "R"-standard, the Usit-ring has to be ordered separately. In the "JIC"-standard the Usit-ring is included with the nipple.

Placement and quantities of parts may vary due to equipment of the machine  
Plazierung und Quantitäten Teile können wegen der Ausrüstung der Maschine verändern

Inform manufacturing number when ordering  
Informieren Sie Produktion Zahl mit, wenn Sie Ersatzteile bestellen

Pilot valve

Vorsteuerventil



## Pilot valve

## Vorsteuerventil

Item Ref	Description Benennung	Order no Bestellungsnr.	pcs Men	Notes Anmerkung
1	Adapter block      Adapterblock	80-95210	1	Auxiliary.      Zusatz. 1/4"
2	Pilot valve      Vorsteuerventil	8-2029-5	1	NG-06 Locomec
3	Allen screw      Inbusschraube	9-0206-35	2	M6x35
4	Union tee      T-verschraubung	8-9730-19	2	1/4"
5	Angle nipple      Winkelnippel	8-9512-10	1	R1/4" 90°
6	Double nipple      Doppelnippel	8-9715-8	1	R1/4"-1/4"
	Seal, USIT      Dichtung, USIT	9-1914-20	1	1/4"
7	Meas. coupler      Meßanschluß	8-3000	1	R1/4"

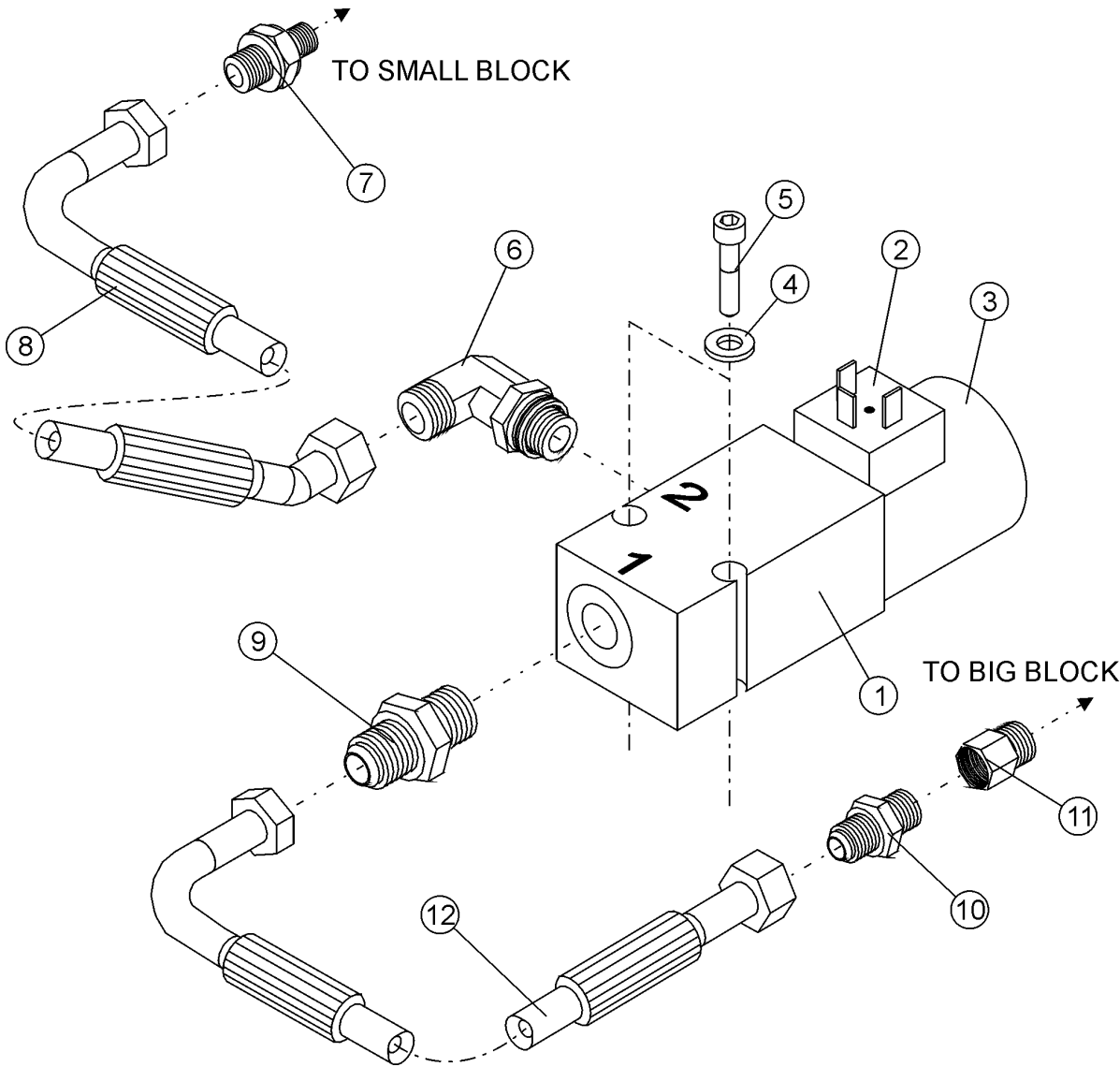
X = Order as required      Ordnung, wie angefordert

When ordering nipples according to the "R"-standard, the Usit-ring has to be ordered separately. In the "JIC"-standard the Usit-ring is included with the nipple.

Placement and quantities of parts may vary due to equipment of the machine  
Plazierung und Quantitäten Teile können wegen der Ausrüstung der Maschine verändern

**Inform manufacturing number when ordering**  
**Informieren Sie Produktion Zahl mit, wenn Sie Ersatzteile bestellen**

Accelerator valve, track opening Beschleunigerventil, raupen



## Accelerator valve, track opening Beschleunigerventil, raupen

Item Ref	Description Benennung	Order no Bestellungsnr.	pcs Men	Notes Anmerkung
	Accelerator valve, track opening Beschleunigerventil, raupen	8-2055	1	Auxiliary.      Zusatz. Compl.          Vollst.
1	Valve block            Ventilblock	8-2055-3	1	
2	Contact plug and wire Kontaktstecker und -leitung	8-1020	X	magn.solenoid
3	Coil                    Spule	8-2055-2	1	
	Spindle                Spindel	8-2055-1	1	
4	Washer                Scheibe	9-1306	2	M6 Nordlock
5	Allen screw           Inbusschraube	9-0206-4	2	M6x40
6	Angle nipple            Winkelnippel	8-9715-12	1	R3/8"-3/4" UNF
	Angle nipple            Winkelnippel	8-9514-13	1	R3/8"
	Seal, USIT             Dichtung, USIT	9-1917-24	1	R3/8" ø17/24
7	Double nipple          Doppelnippel	8-9702-12	1	UK. R1/4"-3/4" UNF
	Double nipple          Doppelnippel	8-9501-15	1	R1/4"-R3/8"
	Seal, USIT             Dichtung, USIT	9-1914-20	1	1/4"
8	Hose                    Schlauch	-	1	L480, L:V, 3/8"
9	Double nipple          Doppelnippel	8-9500-12	1	3/8"-3/8" 26-04000-06
	Double nipple          Doppelnippel	8-9710-12	1	R3/8"-3/4" UNF
	Seal, USIT             Dichtung, USIT	9-1917-24	1	R3/8" ø17/24
10	Double nipple          Doppelnippel	8-9501-15	1	R1/4"-R3/8"
	Double nipple          Doppelnippel	8-9710-9	1	R3/8"-9/16 UNF
	Seal, USIT             Dichtung, USIT	9-1914-20	1	1/4"
11	Reducer                Reduzierschraubung	8-9501-53	1	R1/2" UK-R1/4" SK
12	Hose                    Schlauch	-	1	L390, V:-, 3/8"

X = Order as required                    Ordnung, wie angefordert

When ordering nipples according to the "R"-standard, the Usit-ring has to be ordered separately. In the "JIC"-standard the Usit-ring is included with the nipple.

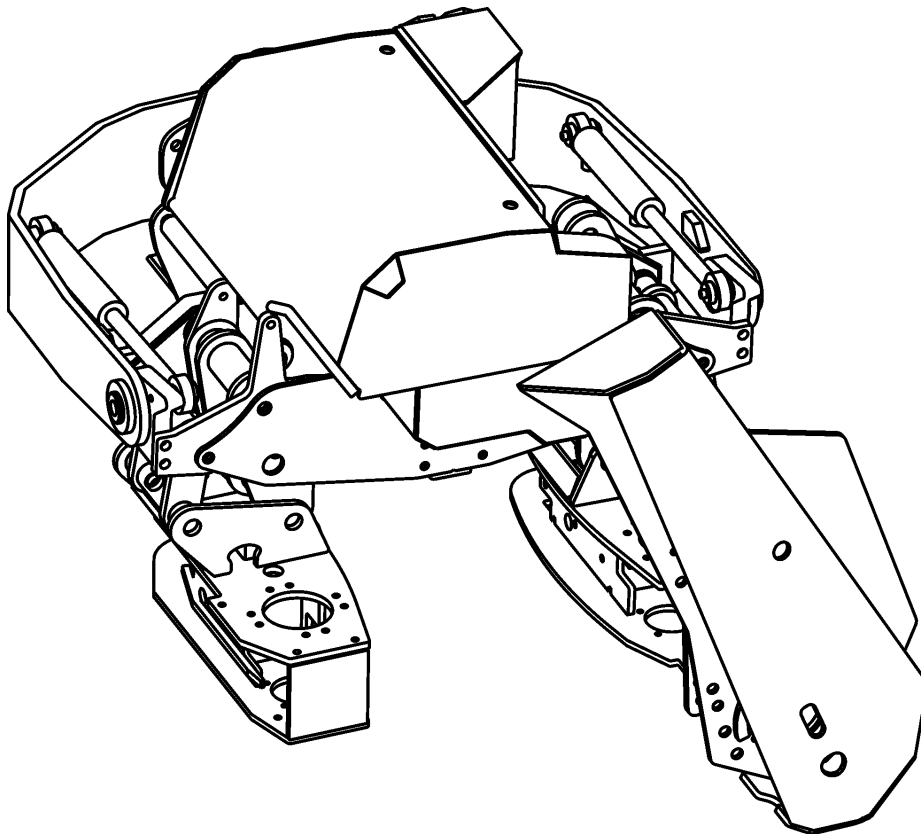
Placement and quantities of parts may vary due to equipment of the machine  
Plazierung und Quantitäten Teile können wegen der Ausrüstung der Maschine verändern

Inform manufacturing number when ordering  
Informieren Sie Produktion Zahl mit, wenn Sie Ersatzteile bestellen



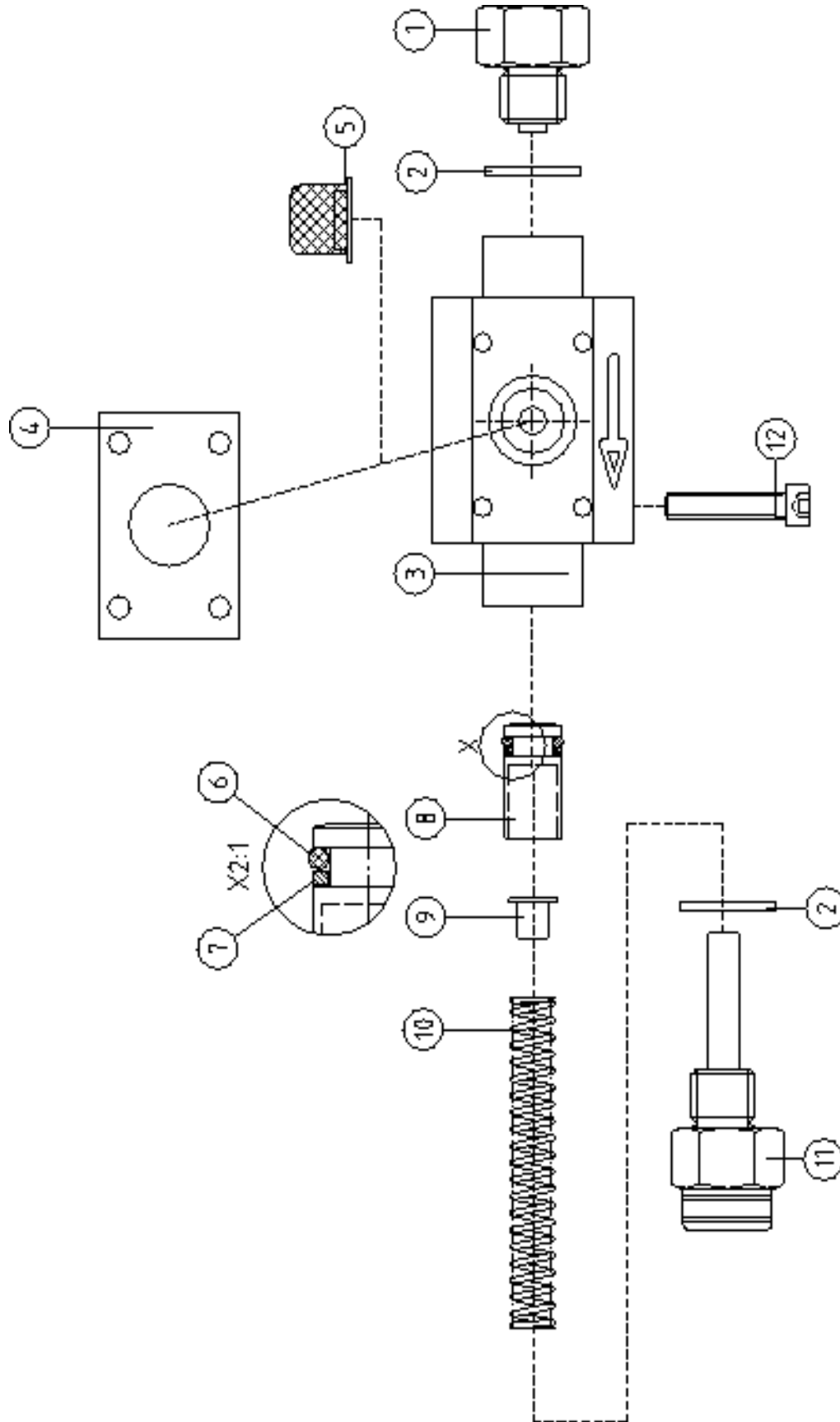


## Miscellaneous parts Verschiedene Teile



Lubrication pump

Schmierung Pumpe



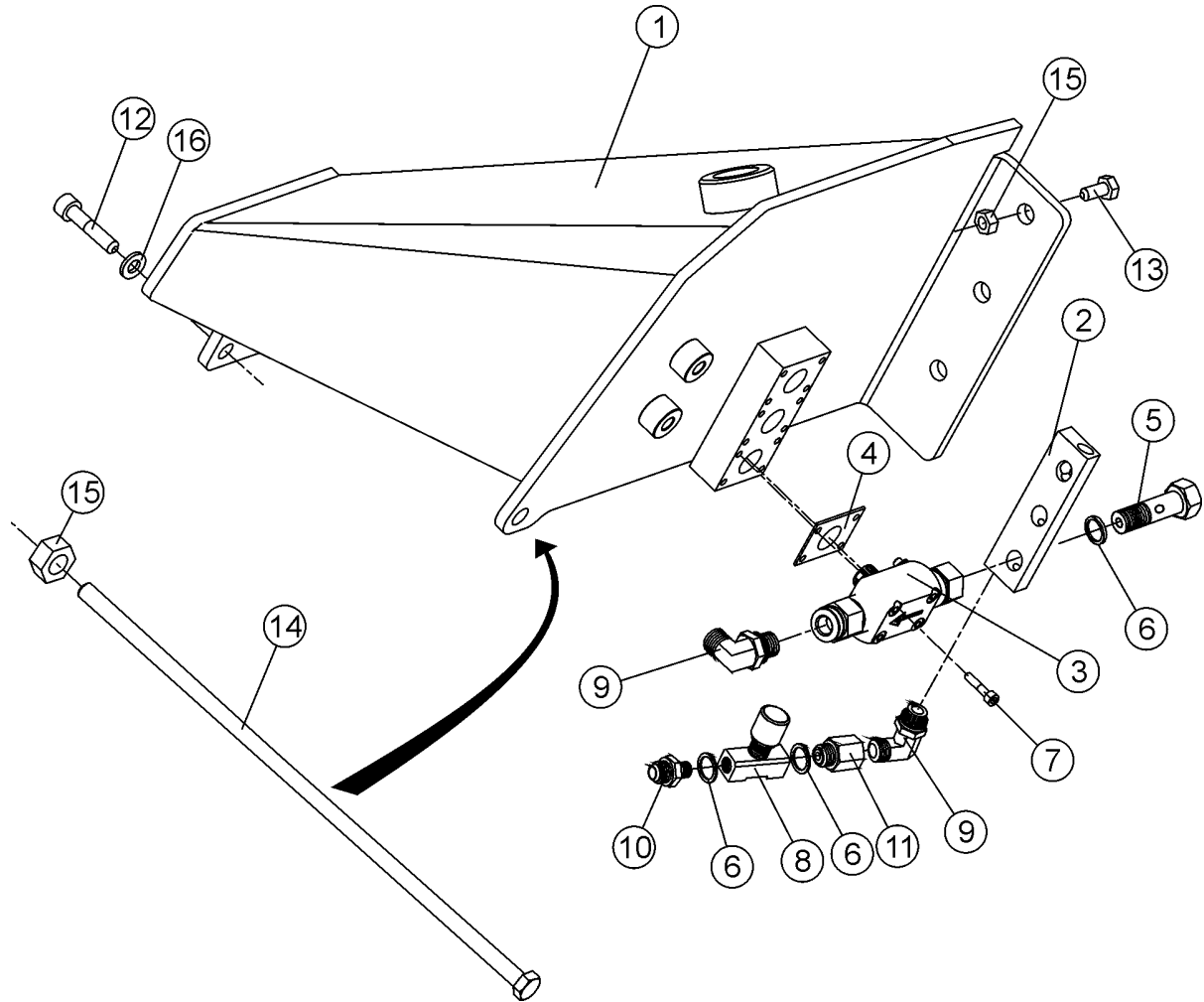
## Lubrication pump

## Schmierung Pumpe

Item Ref	Description Benennung	Order no Bestellungsnr.	pcs Men	Notes Anmerkung
	Oil pump Ölpumpe	8-9305	1	Compl. Vollst. 2 cm <sup>3</sup>
	Oil pump Ölpumpe	8-9305-30	1	Compl. Vollst. 1,4 cm <sup>3</sup> , with 5 mm stroke limiter
	Oil pump Ölpumpe	8-9305-31	1	Compl. Vollst. 0,7 cm <sup>3</sup> , with 10 mm stroke limiter
1	Adapter Adapter	8-9305-2	1	
2	Seal, USIT Dichtung, USIT	9-1917-24	2	R3/8"
3	Body Pumpenkörper	8-9305-3	1	
4	Rubber seal Gummidichtung	8-9305-1	1	
5	Screen Sieb	8-9305-5	1	
6	O-ring O-ring	8-9305-6	1	OR 9.3x2.4
7	Support ring Stützring	8-9305-7	1	ø10/14
8	Piston Kolbe	8-9305-8	1	
9	Limiters Anschlag	8-9305-11	1	5 mm Saw motor Sägemotor
	Limiters Anschlag	8-9305-12	1	10 mm Track drive motor Raupen Motor
10	Spring Feder	8-9305-4	1	
11	Check valve Richtungsventil	8-9305-10	1	
12	Allen screw Inbusschraube	9-0206-3	4	M6x30

Oil tank

Öltank



## Oil tank

## Öltank

Item Ref	Description Benennung		Order no Bestellungsnr.	pcs Men	Notes Anmerkung
1	Oil tank	Öltank	25-95209	1	3 -Pumps
	Cap	Deckel	9-5008	1	
	Breather	Entlüfter	8-9306-10	1	
2	Divider	Steuerstück	20-85027	1	
3	Oil pump	Ölpumpe	8-9305	4	Hultdin SO2
4	Rubber seal	Gummidichtung	8-9305-1	4	SO2
5	Banjo nipple	Banjonippel	8-9745-13	X	1/4"
6	Seal, USIT	Dichtung, USIT	9-1914-20	X	1/4"
7	Allen screw	Inbusschraube	9-0206-3	16	M6x30
8	Flow control valve	Flußregelventil	8-2025-14	1	1/4" 9F400S
9	Elbow	Winkelverschraubung	8-9715-10	5	R1/4"-9/16" UNF
	Elbow	Winkelverschraubung	8-9513-1	5	R1/4"-R1/4"
10	Double nipple	Doppelnippel	8-9710-10	1	R1/4"-9/16"UNF
	Double nipple	Doppelnippel	8-9500-10	1	R1/4"-1/4"
11	Union	Verschraubung	8-9705-10	1	R1/4"-9/16"UNF
	Union	Verschraubung	8-9503-10	1	R1/4"
12	Allen screw	Inbusschraube	9-0212-45	X	M12x45
13	Screw, hex	Sechskantschraube	9-0012-35	X	M12x35
14	Screw, hex	Sechskantschraube	9-0014-85	1	M12x400
15	Lock nut	Schlossmutter	9-1112	X	M12 nyloc
16	Lock washer	Sicherungsscheibe	9-1312	X	M12 Nordlock
	Fitting bracket	Einbaugestell	20-85204	1	Electric Box Elektrische Gehäuse
	Allen screw	Inbusschraube	9-0210-2	2	M10x20
	Lock washer	Sicherungsscheibe	9-1310	2	M10 Nordlock

-	=	Straight hose coupling	Kupplung, gerade
L	=	90° hose coupling	Kupplung 90°
V	=	45° hose coupling	Kupplung 45°
X	=	Order as required	Ordnung, wie angefordert
NS	=	Not saw side	Not saw side
SS	=	Saw side	Saw side

Safety stickers

Sicherheit aufkleber



Attach stickers to the block cover  
 Bringen Sie Aufkleber zur Blockabdeckung an

## Safety stickers

## Sicherheit aufkleber

Item Ref	Description Benennung		Order no Bestellungsnr.	pcs Men	Notes Anmerkung
1	Sticker		8-9900-10	1	Aufkleber Avoid touching the hot surface and read the service instructions before maintenance. Risk of fingers getting crushed during maintenance.
2	Sticker	Aufkleber	8-9900-20	1	Use protective gloves during maintenaxnce of the sawbar.
3	Sticker	Aufkleber	8-9900-30	1	Risk of falling load. Keep away from the machine.
4	Sticker	Aufkleber	8-9900-40	1	Warning of pressure in the pressure accumulator.
	Cover spiral	Schutzspiral	9-5032	X	ø 32
	Cover spiral	Schutzspiral	9-5050	X	ø 50
	Cover spiral	Schutzspiral	9-5075	X	ø 75
	Hose kit	Schlauchsatz	8-9400-88	1	Compl. JIC 2L Vollst.
	Hose kit	Schlauchsatz	8-9400-87	1	Compl. R 2L Vollst.
	Fixing strap	Befestigungsband	-	X	

X	=	Order as required	Ordnung, wie angefordert
NS	=	Not saw side	Not saw side
SS	=	Saw side	Saw side





**Hose kit JIC****Schlauchsatz JIC**

**K155 Supreme JIC  
8-9400-88**

**Motors: TMT, F11-19**

**Color marking**

**Farbmarkierung**

-	=	Straight hose coupling	Kupplung, gerade
L	=	90° hose coupling	Kupplung 90°
V	=	45° hose coupling	Kupplung 45°
PP	=	Cylinder bottom side	Seite des Zylinderbodens
VP	=	Cylinder stem side	Seite des Zylinderstammes
X	=	Order as required	Ordnung, wie angefordert
NS	=	Not saw side	Not saw side
SS	=	Saw side	Saw side

Description Benennung	Description Benennung	<-----> / mm	Ø / inch	x-----x	Pcs Men	Notes Anmerkung
FROM	TO					
Track drive motor Raupen Motor	Valve block Ventilblock	700	3/4"	-:- JIC F12	1	
Track drive motor Raupen Motor	Valve block Ventilblock	720	3/4"	-:- JIC F12	1	
Track drive motor Raupen Motor	Valve block Ventilblock	580	3/4"	-:- JIC F12	1	
Track drive motor Raupen Motor	Valve block Ventilblock	590	3/4"	-:- JIC F12	1	
Saw motor Sägemotor	Valve block Ventilblock	880	3/4"	-:V JIC F12	1	Pressure
Saw motor Sägemotor	Valve block Ventilblock	930	3/4"	-:V JIC F12	1	Tank
Drive motor overflow Antriebsmotor Überfluß	Valve block Ventilblock	1050	3/8"	L:V JIC F8	1	NS
Track drive motor Raupen Motor						
Drive motor overflow Antriebsmotor Überfluß	Valve block Ventilblock	970	3/8"	L:V JIC F8	1	SS
Track drive motor Raupen Motor						
Cylinder,delimbing knives Zylinder,entastungsmesser	Valve block Ventilblock	700	3/8"	V:V JIC F8	1	VP
Cylinder,delimbing knives Zylinder,entastungsmesser	Valve block Ventilblock	860	3/8"	-:V JIC F8	1	PP
Track cylinder Raupenzylinder	Valve block Ventilblock	1320	3/8"	V:L JIC F8	1	VP
Track cylinder Raupenzylinder	Valve block Ventilblock	1730	3/8"	-:L JIC F8	1	PP
Track cylinder Raupenzylinder	Press. accumulator Druckakkumulator	730	3/8"	-:- JIC F8	1	VP
Saw motor overflow Sägemotor Überfluß	Valve block Ventilblock	1020	3/8"	-:V JIC F8	1	
Rotator Rotor	Valve block Ventilblock	2260	1/4"	-:V JIC F6	1	
Rotator Rotor	Valve block Ventilblock	2150	1/4"	-:V JIC F6	1	
Rotator overflow Rotatorüberlauf	Valve block Ventilblock	2260	1/4"	V:L JIC F6	1	

Description Benennung	Description Benennung	<-----> / mm	Ø / inch	x-----x	Pcs Men	Notes Anmerkung
FROM	TO					
Saw cylinder rod Sägezylinderstange	Valve block Ventilblock	1470	1/4"	-:- JIC F6	1	VP
Saw cylinder bottom Sägezylinderunterseite	Valve block Ventilblock	300	1/4"	-:- JIC F6	1	PP
Saw cylinder bottom Sägezylinderunterseite	Valve block Ventilblock	500	1/4"	-:L JIC F6	1	PP
Saw lubrication Sägeschmierung	Valve block Ventilblock	1570	1/4"	-:V JIC F6	1	
Check valve Richtungsventil	Saw bar mount Sägestabeinfassung	500	P210-02	-:- 1/8"-1/4"	1	Cover spiral Schutzspiral
Pumps Pumpen	Track housing Raupen / Track lubrication Raupen- schmierung	1580	1/4"	-:L JIC F6	1	NS
Pumps Pumpen	Track housing Raupen / Track lubrication Raupen- schmierung	1800	1/4"	-:L JIC F6	1	SS
Track measuring system Längenausmass	Electric Box Elektrische Gehäuse	1200	3/8"	V:L JIC F8	1	SS
Tilt cylinder Tiltzylinder	Valve block Ventilblock	2350	1/4"	-:V JIC F6	1	PP
Tilt cylinder Tiltzylinder	Valve block Ventilblock	2350	1/4"	-:V JIC F6	1	VP
Electric hose Elektrische Schlauch	Electric Box Elektrische Gehäuse	1120	3/8"	-:- JIC F8	1	
Pumps Pumpen	Valve block Ventilblock	340	1/4"	L:V JIC F6	1	
Saw motor overflow Sägemotor Überfluß	Valve block Ventilblock	890	3/8"	-:V JIC F8	1	
Pressure Druck	Color Farb	540	1/4"	L:banjo JIC F6	1	Color marking Farbmarkierung
Tank line Öltank-Rohr- linie	Color Farb	400	1/4"	L:banjo JIC F6	1	Color marking Farbmarkierung
Color pump Farbpumpe	Nozzle Düse	1800	1/4"	L:banjo JIC F6	2	Color marking Farbmarkierung
Color tank Farbtank	Color pump Farbpumpe	300	1/4"	banjo: banjo	2	Color marking Farbmarkierung



**Hose kit R****Schlauchsatz R****K155 Supreme R****8-9400-87****Motors: TMT, F11-19****Color marking****Farbmarkierung**

-	=	Straight hose coupling	Kupplung, gerade
L	=	90° hose coupling	Kupplung 90°
V	=	45° hose coupling	Kupplung 45°
PP	=	Cylinder bottom side	Seite des Zylinderbodens
VP	=	Cylinder stem side	Seite des Zylinderstammes
X	=	Order as required	Ordnung, wie angefordert
NS	=	Not saw side	Not saw side
SS	=	Saw side	Saw side

## Hose kit R Schlauchsatz R

KETO-155

Description Benennung	Description Benennung	<-----> / mm	Ø / inch	x-----x	Pcs Men	Notes Anmerkung
FROM	TO					
Track drive motor Raupen Motor	Valve block Ventilblock	700	3/4"	-:- R3/4"	1	
Track drive motor Raupen Motor	Valve block Ventilblock	720	3/4"	-:- R3/4"	1	
Track drive motor Raupen Motor	Valve block Ventilblock	580	3/4"	-:- R3/4"	1	
Track drive motor Raupen Motor	Valve block Ventilblock	590	3/4"	-:- R3/4"	1	
Saw motor Sägemotor	Valve block Ventilblock	880	3/4"	-:V R3/4"	1	Pressure
Saw motor Sägemotor	Valve block Ventilblock	930	3/4"	-:V R3/4"	1	Tank
Drive motor overflow Antriebsmotor Überfluß	Valve block Ventilblock	1050	3/8"	L:V R3/8"	1	NS
Track drive motor Raupen Motor						
Drive motor overflow Antriebsmotor Überfluß	Valve block Ventilblock	970	3/8"	L:V R3/8"	1	SS
Track drive motor Raupen Motor						
Cylinder,delimbing knives Zylinder,entastungsmesser	Valve block Ventilblock	700	3/8"	V:V R3/8"	1	VP
Cylinder,delimbing knives Zylinder,entastungsmesser	Valve block Ventilblock	860	3/8"	-:V R3/8"	1	PP
Track cylinder Raupenzylinder	Valve block Ventilblock	1320	3/8"	V:L R3/8"	1	VP
Track cylinder Raupenzylinder	Valve block Ventilblock	1730	3/8"	-:L R3/8"	1	PP
Track cylinder Raupenzylinder	Press. accumulator Druckakkumulator	730	3/8"	-:- R3/8"	1	VP
Saw motor overflow Sägemotor Überfluß	Valve block Ventilblock	1020	3/8"	-:V R3/8"	1	
Rotator Rotor	Valve block Ventilblock	2260	1/4"	-:V R1/4"	1	
Rotator Rotor	Valve block Ventilblock	2150	1/4"	-:V R1/4"	1	
Rotator overflow Rotatorüberlauf	Valve block Ventilblock	2260	1/4"	V:L R1/4"	1	

Description Benennung	Description Benennung	<-----> / mm	Ø / inch	x-----x	Pcs Men	Notes Anmerkung
FROM	TO					
Saw cylinder rod Sägezylinderstange	Valve block Ventilblock	1470	1/4"	-:- R1/4"	1	VP
Saw cylinder bottom Sägezylinderunterseite	Valve block Ventilblock	300	1/4"	-:- R1/4"	1	PP
Saw cylinder bottom Sägezylinderunterseite	Valve block Ventilblock	500	1/4"	-:L R1/4"	1	PP
Saw lubrication Sägeschmierung	Valve block Ventilblock	1570	1/4"	-:V R1/4"	1	
Check valve Richtungsventil	Saw bar mount Sägestabeinfassung	500	P210-02	-:- 1/8"-1/4"	1	Cover spiral Schutzspiral
Pumps Pumpen	Track housing Raupen / Track lubrication Raupen- schmierung	1580	1/4"	-:L R1/4"	1	NS
Pumps Pumpen	Track housing Raupen / Track lubrication Raupen- schmierung	1800	1/4"	-:L R1/4"	1	SS
Track measuring system Längenausmass	Electric Box Elektrische Gehäuse	1200	3/8"	V:L R3/8"	1	SS
Tilt cylinder Tiltzylinder	Valve block Ventilblock	2350	1/4"	-:V R1/4"	1	PP
Tilt cylinder Tiltzylinder	Valve block Ventilblock	2350	1/4"	-:V R1/4"	1	VP
Electric hose Elektrische Schlauch	Electric Box Elektrische Gehäuse	1120	3/8"	-:- R3/8"	1	
Pumps Pumpen	Valve block Ventilblock	340	1/4"	L:V R1/4"	1	
Saw motor overflow Sägemotor Überfluß	Valve block Ventilblock	890	3/8"	-:V R3/8"	1	
Pressure Druck	Color Farb	540	1/4"	L:banjo R1/4"	1	Color marking Farbmarkierung
Tank line Öltank-Rohr- linie	Color Farb	400	1/4"	L:banjo R1/4"	1	Color marking Farbmarkierung
Color pump Farbpumpe	Nozzle Düse	1800	1/4"	L:banjo R1/4"	2	Color marking Farbmarkierung
Color tank Farbtank	Color pump Farbpumpe	300	1/4"	banjo: banjo	2	Color marking Farbmarkierung





## KETO-155

1-4302-11.....	9	20-50202.....	67
1-4304-11.....	9	20-55070.....	65
1-4304-12.....	9	20-55210.....	63
1-4304-19.....	9	20-55214.....	63
10-85000.....	11	20-65001.....	69
1001 825.....	31	20-65002.....	69
1002 120.....	29	20-65004.....	69
1002 294.....	31	20-65005.....	69
1003 367.....	29	20-65007.....	69
1004 027.....	31	20-75034.....	83
1005 545.....	29	20-75039.....	77
1005 669.....	29	20-75044.....	79
1008 374.....	31	20-75045.....	79
1013 515.....	29	20-75201.....	77
1015 643.....	29	20-75216.....	77
1016 641.....	29	20-75219.....	87
1016 658.....	29	20-75220.....	87
1017 029.....	29	20-75223.....	77
1017 425.....	29	20-85202.....	11, 45
1019 116.....	29	20-85204.....	7, 97
1019 470.....	29	20-85227.....	11
1019 488.....	29	20-85236.....	11
1019 496.....	29	20-95209.....	65, 67
1019 900.....	29	25-10014.....	9
1020 536.....	29	25-10026.....	9
1025 709.....	29	25-20214.....	25
1026 616.....	31	25-20231.....	25
1029461.....	31	25-30033.....	35
15-20208.....	25	25-30211.....	35
15-20221.....	25	25-30213.....	35
15-25201.....	25	25-30214.....	35
15-65016.....	69	25-30218.....	35
15-90205.....	13	25-30220.....	35
2-3002-2.....	19	25-30221.....	35
2-3003-2.....	19	25-35063.....	47
20-10215.....	15	25-35080.....	41, 43
20-10227.....	15	25-35082.....	37, 43
20-10228.....	15	25-35092.....	39, 43
20-10229.....	15	25-40003.....	59
20-10230.....	15	25-45202.....	13
20-10231.....	15	25-45203.....	13
20-15203.....	65	25-55003.....	67
20-15204.....	65	25-55219.....	63
20-15205.....	65	25-55220.....	63
20-20214.....	25	25-75006.....	79
20-20217.....	25	25-75009.....	79
20-20223.....	25	25-95023.....	43
20-20224.....	25	25-95025.....	41, 43, 47
20-20232.....	25	25-95031.....	39, 57
20-20236.....	25	25-95032.....	39, 57
20-20245.....	25	25-95202.....	41, 43, 47
20-20503.....	67	25-95203.....	39, 43
20-35082.....	41	25-95204.....	41, 43, 47
20-35231.....	63	25-95206.....	41, 43, 47
20-35232.....	63	29-5010-10.....	83
20-45001.....	57	3-2101-3.....	21
20-45013.....	43, 45	3-2150-85.....	13, 69
20-45210.....	13	3-2150-86.....	57
20-45215.....	13	3-2150-88.....	57

3-2150-89.....	57	4-4148 .....	67
3-2151-2.....	57	4-4148-2.....	67
3-2152-17.....	13, 57	4-4150-1.....	65, 67
3-2406-3.....	73	4-4150-2.....	67
3-3011-2.....	21	4-6131 .....	67
3-3011-4.....	21	5001 137 .....	31
3-3013-1.....	37, 59	5001 381 .....	29
3-3014-3.....	59	5002 468 .....	31
3-3014-6.....	59	5005 235 .....	31
3-3022-1.....	19	5006 030 .....	29
3-3099-3.....	21	5006 650 .....	31
3-3100-5.....	21	5006 651 .....	31
3-4010-1.....	19, 21	5006 673 .....	31
3-4012-2.....	21	5006 685 .....	31
3-4014-1.....	59	5006 687 .....	31
3-4014-2.....	59	5010 038 .....	29
3-4015-4.....	59	5010 039 .....	29
3-4044-1.....	19	5010 065 .....	29
3-4071-11.....	73	5010 081 .....	29
3-4071-12.....	73	5011 018 .....	29
3-4071-2.....	73	5011 022 .....	29
3-4071-3.....	73	5011 047 .....	29
3-4071-51.....	73	5011 106 .....	29
3-4071-6.....	73	5011 160 .....	29
3-4071-7.....	73	5016 052 .....	31
3-4107-11.....	35	5016 125 .....	31
3-4114-13.....	71	5016 147 .....	31
3-4114-73.....	71	5016 261 .....	31
3-5031-11.....	63	5016 269 .....	31
3-5031-12.....	63	5016 271 .....	31
3-5115-13.....	39	5016 272 .....	31
3-5116-13.....	57	5016 273 .....	31
3-5125-1.....	57	5016 275 .....	31
30-10232.....	7	5016 283 .....	31
30-20213.....	25	5016 700 .....	31
30-35234.....	35	5016 707 .....	31
30-55205.....	63	5016 708 .....	31
30-75207.....	7	5112 020 .....	29
4-1400-2.....	21	5112 022 .....	29
4-2028.....	41, 43	5112 023 .....	29
4-2029.....	41, 43	5112 026 .....	29
4-2030.....	41, 43	5112 096 .....	29
4-2119-3.....	47	8-0025-5.....	63
4-2119-4.....	47	8-0025-8B.....	63
4-2119-41.....	47	8-1000 .....	69, 71
4-2119-52.....	47	8-1010 .....	85
4-2119-6.....	47	8-1010-4.....	85
4-3002.....	37	8-1011 .....	85
4-3092-31.....	19	8-1020 .....	81, 85, 91
4-3135-2.....	65	8-1020-4.....	85
4-4048-1.....	35	8-2000 .....	83
4-4091.....	19	8-2000-01.....	85
4-4091-11.....	19	8-2000-1.....	83
4-4091-8.....	37	8-2000-2.....	83
4-4092-1.....	19	8-2000-5.....	85
4-4113-10.....	63, 65	8-2003-2.....	81
4-4115.....	67	8-2003-3.....	85
4-4131-1.....	63, 73	8-2010 .....	83
4-4147-2.....	67	8-2010-5.....	83

## KETO-155

---

8-2014.....	79	8-9021-84.....	67
8-2014-5.....	79	8-9021-85.....	67
8-2017.....	79, 83	8-9021-9.....	67
8-2017-51.....	79, 83	8-9021-K.....	67
8-2020-7.....	77, 81	8-9023-1.....	63
8-2020-72.....	77, 81	8-9112-1.....	67
8-2020-74.....	77, 81	8-9305.....	95, 97
8-2021-25.....	77	8-9305-1.....	95, 97
8-2025-14.....	79, 97	8-9305-10.....	95
8-2025-18.....	83	8-9305-11.....	95
8-2025-2.....	79	8-9305-12.....	95
8-2030-12.....	81	8-9305-2.....	95
8-2030-14.....	81	8-9305-3.....	95
8-2030-22.....	81	8-9305-30.....	95
8-2035-45.....	77	8-9305-31.....	95
8-2055.....	91	8-9305-4.....	95
8-2055-1.....	91	8-9305-5.....	95
8-2055-2.....	91	8-9305-6.....	95
8-2055-3.....	91	8-9305-7.....	95
8-3000.....	81, 85, 89	8-9305-8.....	95
8-3000-2.....	11, 81	8-9306-10.....	11
8-3005-05.....	81	8-9307-2.....	45
8-3008.....	7	8-9307-20.....	11
8-3100-06.....	15	8-9307-26.....	45
8-3101-1.....	67	8-9307-61.....	65
8-3101-2.....	67	8-9308-12.....	11
8-3104.....	25	8-9308-13.....	11
8-5016-2.....	73	8-9308-6.....	11
8-5025-1.....	21	8-9308-61.....	11
8-5025-2.....	19	8-9308-62.....	11
8-5028-2.....	35, 41, 43, 59	8-9308-63.....	11
8-5035-03.....	19, 35, 45	8-9308-9.....	11
8-8910.....	49, 53	8-9309-1.....	11
8-8911.....	49, 53	8-9309-2.....	11
8-8912.....	49, 53	8-9360.....	11
8-8913.....	49, 53	8-9400-87.....	99
8-8914.....	51, 55	8-9400-88.....	99
8-8970.....	39, 43, 49	8-9500-08.....	11
8-8970-5.....	49, 53	8-9500-10.....	9, 25, 41, 43, 77, 79, 83, 97
8-8980.....	39, 43, 53	8-9500-12.....	57, 79, 85, 91
8-8980-12.....	51, 55	8-9500-13.....	9
8-8980-3.....	53	8-9500-15.....	87
8-9004-1.....	43	8-9500-17.....	79
8-9004-2.....	39, 43	8-9500-2.....	87
8-9012-3.....	57	8-9501-15.....	85, 87, 91
8-9021.....	67	8-9501-17.....	63
8-9021-09.....	67	8-9501-53.....	91
8-9021-10.....	67	8-9503-1.....	81
8-9021-11.....	67	8-9503-10.....	79, 97
8-9021-12.....	67	8-9503-20.....	87
8-9021-3.....	67	8-9512-7.....	11
8-9021-5.....	67	8-9513-1.....	97
8-9021-6.....	67	8-9513-11.....	77
8-9021-7.....	67	8-9514-13.....	91
8-9021-79.....	67	8-9515-15.....	7
8-9021-8.....	67	8-9515-21.....	81
8-9021-81.....	67	8-9620-08.....	25, 77, 83
8-9021-82.....	67	8-9620-09.....	67, 85
8-9021-83.....	67	8-9620-11.....	65

8-9620-12.....	87	9-0207 .....	83
8-9702-12.....	87, 91	9-0208-2 .....	25, 67
8-9705-10.....	97	9-0208-25 .....	11
8-9710-10.....	11, 25, 41, 43, 45, 79, 83, 97	9-0208-35 .....	67
8-9710-11.....	21, 59	9-0210-16 .....	43
8-9710-12.....	9, 79, 85, 91	9-0210-2 .....	7, 39, 43, 97
8-9710-15.....	87	9-0210-3 .....	39, 43, 63, 67
8-9710-16.....	57	9-0210-4 .....	21
8-9710-17.....	79	9-0210-5 .....	35, 65
8-9710-19.....	87	9-0212-2 .....	43
8-9710-9.....	85, 91	9-0212-3 .....	19, 39, 43, 45
8-9715-10.....	11, 87, 97	9-0212-35 .....	7, 15, 19, 37
8-9715-12.....	7, 21, 59, 91	9-0212-45 .....	19, 97
8-9715-8.....	11, 87, 89	9-0212-5 .....	13, 25
8-9726-3.....	79	9-0212-55 .....	87
8-9730-19.....	89	9-0212-6 .....	79
8-9745-13.....	11, 97	9-0212-65 .....	59
8-9900-10.....	99	9-0216-10 .....	25
8-9900-20.....	99	9-0216-11 .....	25
8-9900-30.....	99	9-0216-35 .....	63
8-9900-40.....	99	9-0216-65 .....	25
80-75002.....	57	9-0304-08 .....	57
80-95021 .....	7	9-0310-25 .....	41, 43
80-95039.....	85	9-0312-35 .....	7
9-0006-2.....	7	9-0316-5 .....	63
9-0010-16.....	45	9-0406-10 .....	65
9-0010-2.....	45	9-0406-20 .....	57, 59
9-0010-20.....	57	9-1008-1 .....	65
9-0010-25.....	45	9-1010 .....	39, 43
9-0010-2L.....	11	9-1012 .....	41, 43
9-0010-3.....	37, 67	9-1016 .....	15, 63
9-0010-35.....	63	9-1020 .....	65, 67
9-0012-2.....	63	9-1106 .....	59
9-0012-25.....	11, 45	9-1108 .....	71
9-0012-2L.....	7, 11	9-1110 .....	37
9-0012-35.....	97	9-1112 .....	7, 13, 15, 19, 59, 63, 97
9-0012-42.....	7	9-1116 .....	39, 43, 63
9-0014-85.....	7, 97	9-1116-K.....	9, 25, 45, 63
9-0016-25.....	7	9-1130-2 .....	35
9-0016-25E .....	7, 63	9-1212 .....	63
9-0016-4.....	45, 63	9-1306 .....	25, 71, 91
9-0016-5.....	45, 63	9-1308 .....	25
9-0016-8.....	7, 25	9-1310 .....	7, 21, 25, 39, 43, 45, 63, 67, 97
9-0018-6.....	45	9-13129, 11, 13, 19, 25, 37, 43, 45, 79, 87, 97	
9-0019-32.....	7, 25	9-1316 .....	7, 9, 15, 25, 39, 43, 45, 63
9-0116-3.....	9	9-1320 .....	7, 19
9-0116-35.....	9	9-1663 .....	57
9-0120-4.....	9	9-1806-63 .....	39, 43, 57
9-0120-5.....	7, 19	9-1806-9 .....	35
9-0204-45.....	57	9-1880-1 .....	25
9-0205-3.....	77	9-1910-16 .....	11
9-0206-10.....	13	9-1914-2011, 25, 41, 43, 77, 81, 83, 87, 89, 91, 97	
9-0206-12.....	69	9-1917-24 .....	79, 83, 91, 95
9-0206-16.....	13, 57	9-1921-29 .....	7, 87
9-0206-2.....	21, 25, 71	9-1924-32 .....	11
9-0206-25.....	59, 69	9-1927-35 .....	81
9-0206-3.....	95, 97	9-1934-42 .....	11, 79, 87
9-0206-4.....	13, 77, 91	9-1943-52 .....	11
9-0206-45.....	21, 59, 63, 73		

## KETO-155

---

9-2009-2.....	81	9-2180-30.....	59
9-2012-1.....	73, 77	9-2217-2.....	73
9-2015.....	85	9-2274.....	59
9-2015-1.....	83	9-2280.....	21
9-2016-25.....	41, 43	9-2305-3.....	67
9-2019-3.....	83, 85	9-2316-1.....	73
9-2020.....	77	9-2330.....	21, 59
9-2024-5.....	73	9-2407-31.....	21
9-2028.....	13, 73	9-2407-41.....	59
9-2045-2.....	67	9-2516.....	73
9-2055.....	57	9-2530.....	21, 59
9-2058.....	21	9-2800.....	13, 15, 19, 25, 35, 41, 43, 59, 65, 73
9-2060.....	21	9-2928-5.....	37
9-2063.....	59	9-3008-25.....	67
9-2069.....	59	9-5008.....	11
9-2089.....	67	9-5032.....	99
9-2132-16.....	73	9-5050.....	99
9-2170-30.....	21	9-5075.....	99





## **KONE-KETONEN OY**

Kehätie 25  
FIN-64100 Kristiinankaupunki  
FINLAND

[www.kone-ketonen.com](http://www.kone-ketonen.com)  
[keto-harvesters@kone-ketonen.com](mailto:keto-harvesters@kone-ketonen.com)

Telefon: +358 6 221 2900

Telefax: +358 6 221 2179

