

Spare parts catalogue

Ersatzteilkatalog

KETO-105 LD



Publ: 105_LD_2007

Date: 15/10/07



Nr. _____ Date: _____

Valve blocks	Ventilgruppe	77
Valve block, large	Ventilblock, groß	79
Valve block, small	Ventilblock, klein	85
Block fittings.....	Einbausatz	89
Pilot valve	Vorsteuerventil	91
Accelerator valve, track opening	Beschleunigerventil, raupen	93
Miscellaneous parts.....	Verschiedene Teile	95
Lubrication pump	Schmierung pumpe	97
Oil tank.....	Öltank.....	99
Safety stickers	Sicherheit aufkleber	101
Hose kit JIC	Schlauchsatz JIC	103
Hose kit R	Schlauchsatz R	107

2. Preface

Einleitung

All parts listed pcs/harvester head

The following signs and names are used in this publication:

Die folgenden Zeichen und die Namen werden in dieser Publikation verwendet:

Aller aufgeführte Kopf der Stücke der Teile/Erntemaschine

Die folgenden Zeichen und die Namen werden in dieser Publikation verwendet:

Compl.Vollst.	=	Complete Vollständig
NS	=	Not saw side Nicht die Seite der Säge
SS	=	Saw sidedie Seite der Säge
inst.	=	Assembly Versammlung
-	=	Straight hose coupling Kupplung, gerade
L	=	90° hose coupling Kupplung 90°
V	=	45° hose coupling Kupplung 45°
/K	=	Hydr.motor Keto Hydr. Motor Keto
/R	=	Hydr.motor Standard Hydr. Motor Standard
Seal, USIT Dichtung, USIT	=	Metallic seal with an inner ring of rubber Metallische Dichtung mit einem inneren Ring des Gummis
PP	=	Cylinder bottom side Seite des Zylinderbodens
VP	=	Cylinder stem side Seite des Zylinderstammes
x	=	Order as required Ordnung, wie angefordert

All rights reserved

Alle rechte vorbehalten

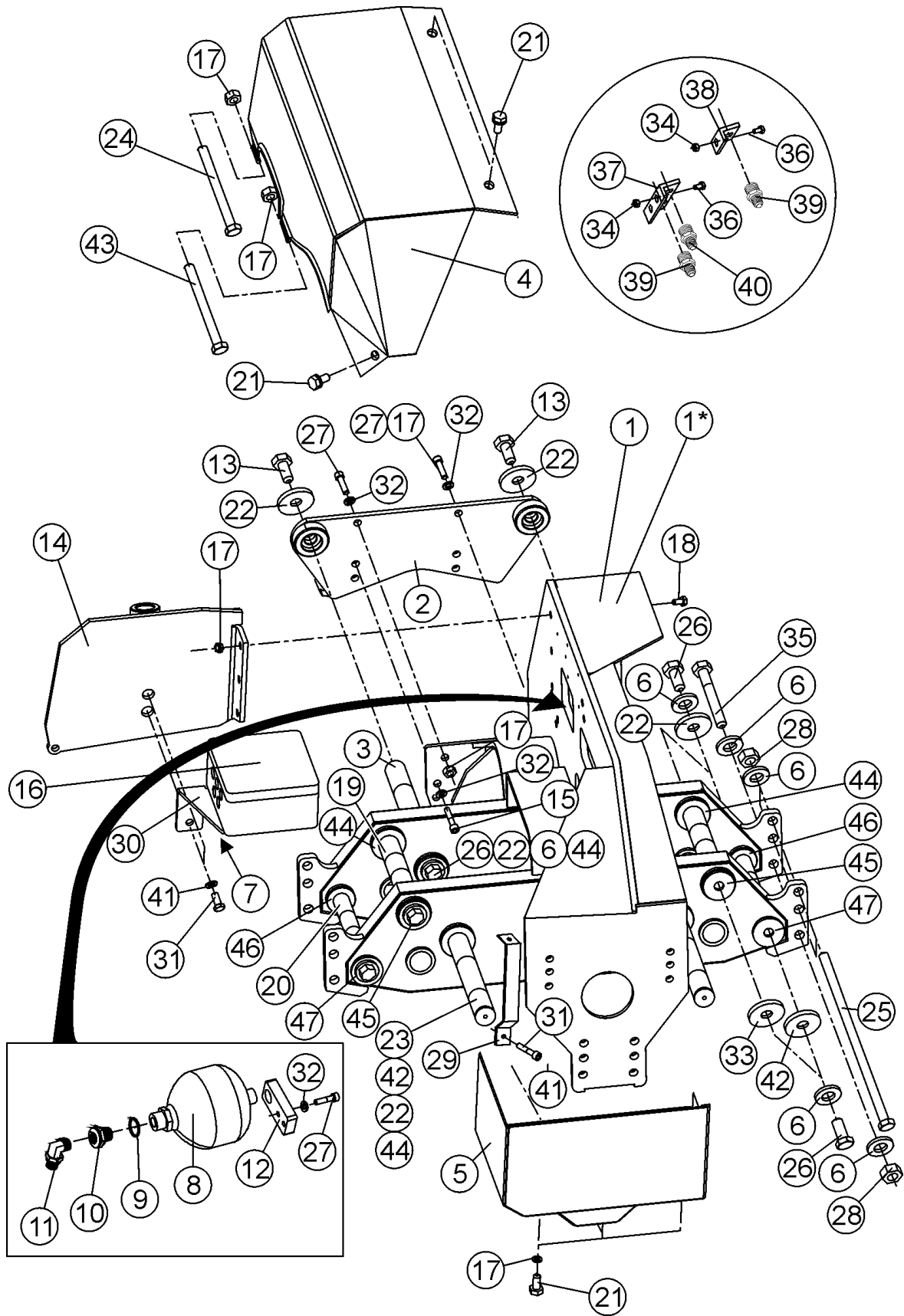
3. Frame

Rahmen



Frame 2L

Rahmen 2L



Frame 2L

Rahmen 2L

Item Ref	Description Benennung		Order no Bestellungsnr.	pcs Men	Notes Anmerkung
1	Frame	Rahmen	20-10224	1	105 LD
	Back plate	Hinterplatte	20-10235	1	
1*	Auxiliary parts kit	Zusatzteilsatz		1	Color marking Farbmarkierung See page 12
2	Delimiting knife, front vorder	Entastungsmesser,	3-2022-1	1	
3	Frame pin	Rahmenstift.	1-2302-11	2	ø 35 L-375 Delimiting knives Entastungsmesser
4	Protective cover Schutzdeckel		-	1	
5	Protective cover Schutzdeckel		-	1	
6	Lock washer	Sicherungsscheibe	9-1316	X	M16 Nordlock
7	Pumps Pumpen		-	-	See page 95
8	Press. accumulator	Druckakkumulator	8-3008-4	1	1,4 l
9	Seal, USIT	Dichtung, USIT	9-1921-29	1	R1/2" ø21/29
10	Reducing nipple		8-9515-16	1	1/2"-3/8"
11	Angle nipple	Winkelnippel	8-9715-12	1	3/8-3/4UNF
12	Connecting part	Verbindungsstück	30-10232	1	
13	Screw, hex	Sechskantschraube	9-0120-55	2	M20x1,5x55
14	Oil tank	Öltank	20-95208LD	1	105LD
15	Allen screw	Inbusschraube	9-0212-4	X	M12x40
16	Electric Box Screw	Elektrische Gehäuse Schraube	80-95021 9-0006-2	1 4	M6x20 Electric Box Elektrische Gehäuse
17	Lock nut	Schlossmutter	9-1112	X	M12 nyloc
18	Screw, hex	Sechskantschraube	9-0012-35	X	M12x35
19	Frame pin	Rahmenstift.	1-2302-12	2	ø35.L-316 Linkage, big Gestänge, groß See page 36
20	Frame pin	Rahmenstift.	1-2302-13	2	ø28.L-316 Linkage, small Gestänge, klein See page 36

X = Order as required

Ordnung, wie angefordert

NS = Not saw side

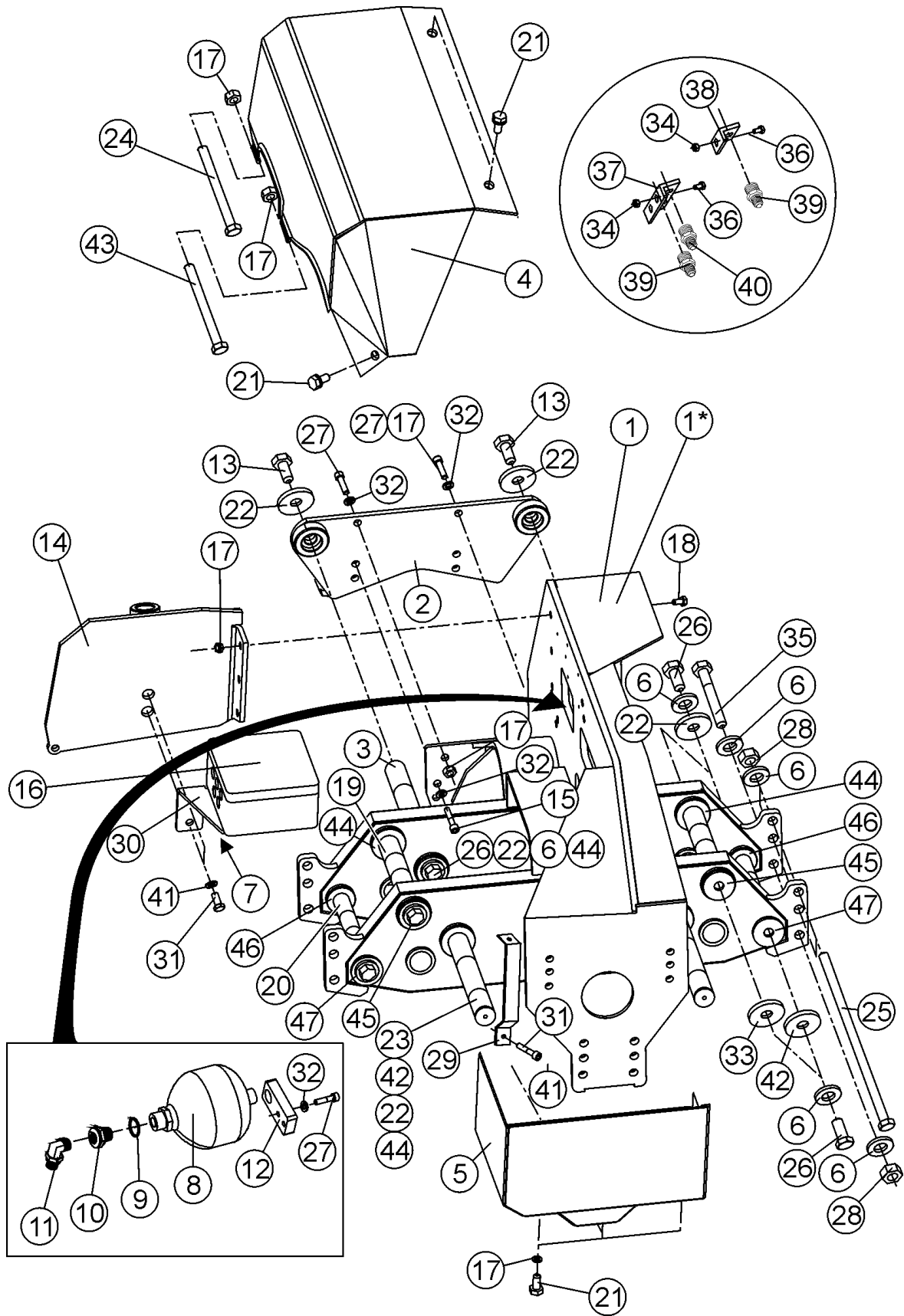
Not saw side

SS = Saw side

Saw side

Frame 2L

Rahmen 2L



Frame 2L

Rahmen 2L

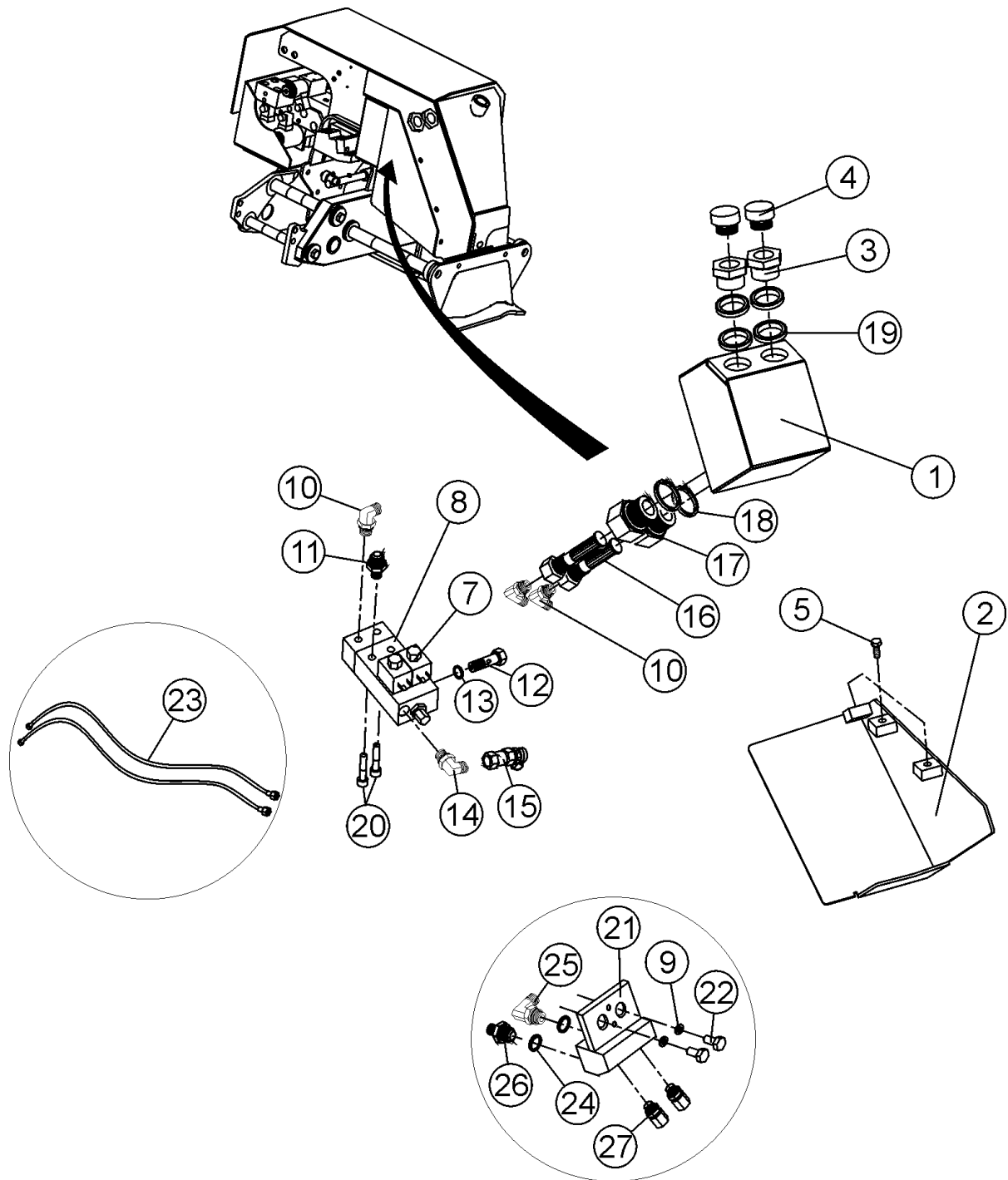
Item Ref	Description Benennung		Order no Bestellungsnr.	pcs Men	Notes Anmerkung
21	Flanged hex. screw	Schraube mit Flansch	9-0012-2L	X	M12x20
22	Washer	Scheibe	1-4304-15	1	ø55
23	Frame pin	Rahmenstift.	1-2302-11	2	ø 35 L-375 Delimbing knife, rear Entastungsmesser, hinter
24	Screw, hex	Sechskantschraube	9-0014	1	M12x200 <i>cut to fit</i> , L=190
25	Screw, hex	Sechskantschraube	9-0019-32	4	M16x320 <i>cut to fit</i> , L=310
26	Screw, hex	Sechskantschraube	9-0016-35	2	M16x35
27	Allen screw	Inbusschraube	9-0212-35	X	M12x35
28	Lock nut	Schlossmutter	9-1116-K	X	M16 Nyloc high
29	Bracket	Gestell	-	1	
30	Fitting bracket	Einbaugestell	20-85204	1	Electric Box Elektrische Gehäuse
31	Allen screw	Inbusschraube	9-0210-2	X	M10x20
32	Lock washer	Sicherungsscheibe	9-1312	X	M12 Nordlock
33	Washer	Scheibe	1-4304-17	2	ø44
34	Lock nut	Schlossmutter	9-1112-K	X	M12 Nyloc / high
35	Screw, hex	Sechskantschraube	9-0017-0	2	M16x100
36	Screw, hex	Sechskantschraube	9-0012-35	3	M12x35
37	Bracket	Gestell	30-10205	1	
38	Bracket	Gestell	-	1	
39	Double nipple	Doppelnippel	8-9710-12	2	3/8-3/4
40	Double nipple	Doppelnippel	8-9500-13	1	3/8-7/8
41	Lock washer	Sicherungsscheibe	9-1310	2	M10 Nordlock
42	Washer	Scheibe	1-4304-18	2	ø37
43	Screw, hex	Sechskantschraube	9-0012-9	1	M12x90
44	Bush	Hülse	1-4304-11	6	ø35/45 L-62
45	Bush	Hülse	1-4304-13	2	ø35/45 L-62
46	Bush	Hülse	1-4304-12	2	ø28/38 L-62
47	Bush	Hülse	1-4304-14	2	ø28/38 L-62

X = Order as required Ordnung, wie angefordert
NS = Not saw side Not saw side
SS = Saw side Saw side

When ordering nipples according to the "R"-standard, the Usit-ring has to be ordered separately. In the "JIC"-standard the Usit-ring is included with the nipple.

Color marking

Farbmarkierung



Color marking

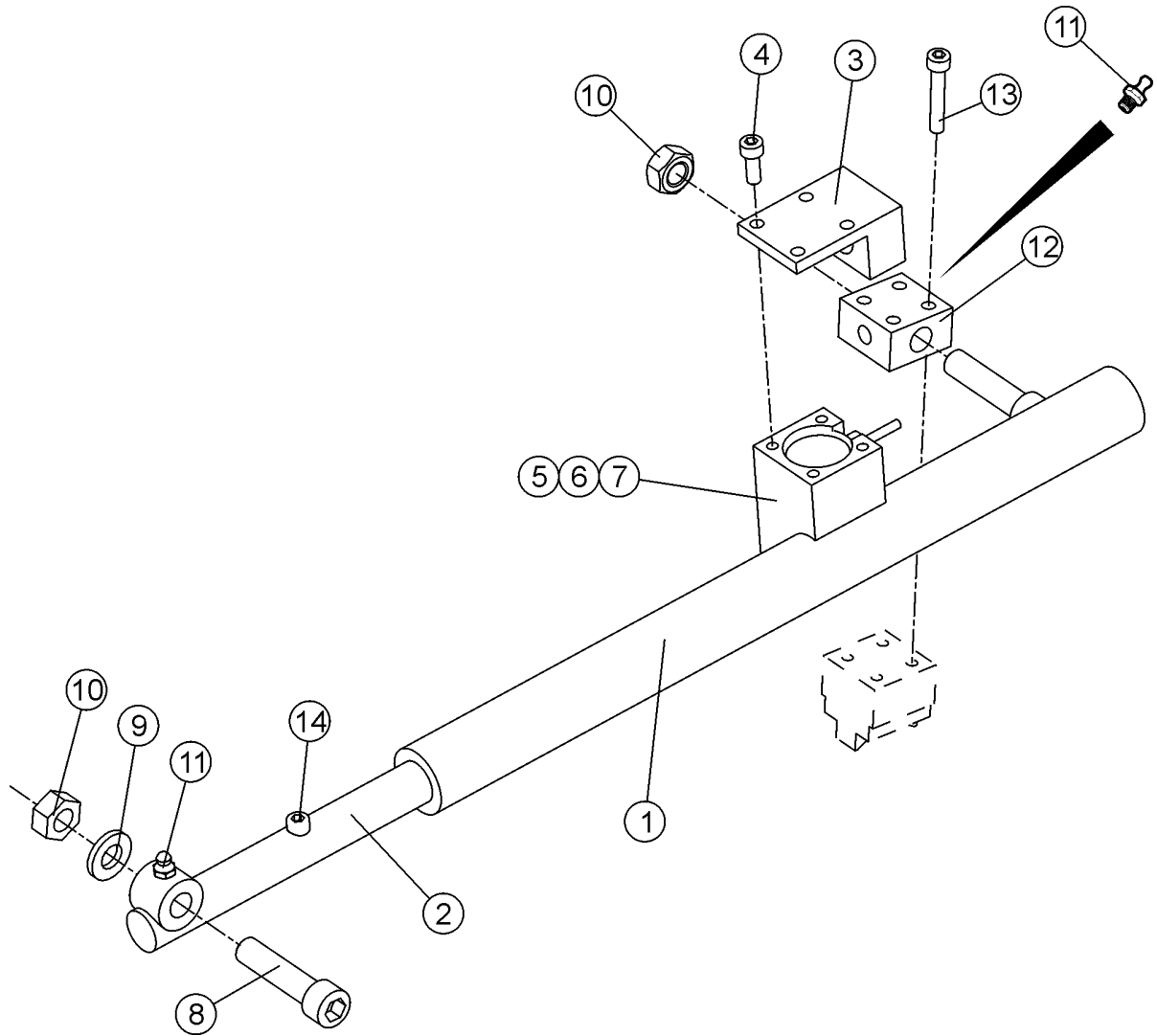
Farbmarkierung

Item Ref	Description Benennung	Order no Bestellungsnr.	pcs Men	Notes Anmerkung
	Color marking Auxiliary parts kit Zusatzteilsatz	Farbmarkierung	1	Compl. Vollst.
1	Container	Behälter	20-85225	1
2	Bracket	Gestell	20-85233	1
3	Connection sleeve	Verbindungshülse	20-85227	X
4	Oil cap	Öleinfüllung	9-5008	2
	Seal, USIT	Dichtung, USIT	9-1934-42	X
	Screen	Sieb	8-9306-10	X
5	Flanged hex. screw	Schraube mit Flansch	9-0010-2L	X
6	Flanged hex. screw	Schraube mit Flansch	9-0012-2L	X
7	Solenoid valve	Magnetventil	8-9308-6	2
	Coil	Spule	8-9308-62	2
	Spindle	Spindel	8-9308-61	2
	Nut	Mutter	8-9308-9	2
	Seal kit	Dichtssatz	8-9308-63	X
8	Color pump	Farbpumpe	8-9309-1	1
	Repair kit	Reparatursatz	8-9309-2	X
9	Lock washer	Sicherungsscheibe	9-1312	X
10	Angle nipple	Winkelnippel	8-9715-10	3
11	Double nipple	Doppelnippel	8-9710-10	1
12	Banjo nipple	Banjonippel	8-9745-13	2
13	Seal, USIT	Dichtung, USIT	9-1914-20	2
14	Angle nipple	Winkelnippel	8-9715-10	1
	Angle nipple	Winkelnippel	8-9715-8	1
15	Meas. coupler	Meßanschluß	8-3000-2	X
16	Filter	Filter	8-9307-20	2
17	Connection sleeve	Verbindungshülse	20-85236	2
18	Seal, USIT	Dichtung, USIT	9-1924-32	2
19	Seal, USIT	Dichtung, USIT	9-1943-52	4
20	Allen screw	Inbusschraube	9-0208-25	2
21	Block	Block	10-85000	1
22	Screw, hex	Sechskantschraube	9-0012-25	2
23	Hose	Schlauch	8-9360	2
24	Seal, USIT	Dichtung, USIT	9-1910-16	2
25	Angle nipple	Winkelnippel	8-9512-7	1
26	Double nipple	Doppelnippel	8-9500-08	1
27	Nozzle	Düse	8-9308-12	2
	Repair kit	Reparatursatz	8-9308-13	2
	Shield plate	Schutzplatte	20-85202	1
	Screw, hex	Sechskantschraube	9-0012-25	2
	Lock washer	Sicherungsscheibe	9-1312	X

X = Order as required Ordnung, wie angefordert
 NS = Not saw side Not saw side
 SS = Saw side Saw side

Thickness meter

Dickenmessgerät



Thickness meter

Dickenmessgerät

Item Ref	Description Benennung	Order no Bestellungsnr.	pcs Men	Notes Anmerkung
	Thickness meter Dickenmessgerät	20-45211	1	K105
1	Frame Rahmen	20-45209	1	
2	Gear rack Zahnstange	20-45214	1	
3	Cover Deckel	20-45210	1	
4	Allen screw Inbusschraube	9-0206-16	4	M6x16
5	Sensor Geber	3-2150-85	1	EMETA MA522
	Sensor Geber		1	Leine&Linde
	Contact plug and wire Kontaktstecker und -leitung	3-2152-17	X	Leine&Linde 5m
6	O-ring O-ring	9-2028	1	28x2,62
7	Gear Zahnrad	15-90205	1	
8	Allen screw Inbusschraube	9-0212-5	1	M12x50
9	Lock washer Sicherungsscheibe	9-1312	X	M12 nordlock
10	Lock nut Schlossmutter	9-1112	2	M12
11	Grease nipple Schmiernippel	9-2800	2	1/8"
12	Attachment Halter	20-45215	1	
13	Allen screw Inbusschraube	9-0206-4	4	M6x40
14	Stopper, allen screw Stopper, innensechskantschraube	9-0206-10	1	M6x10

X = Order as required

Ordnung, wie angefordert

NS = Not saw side

Not saw side

SS = Saw side

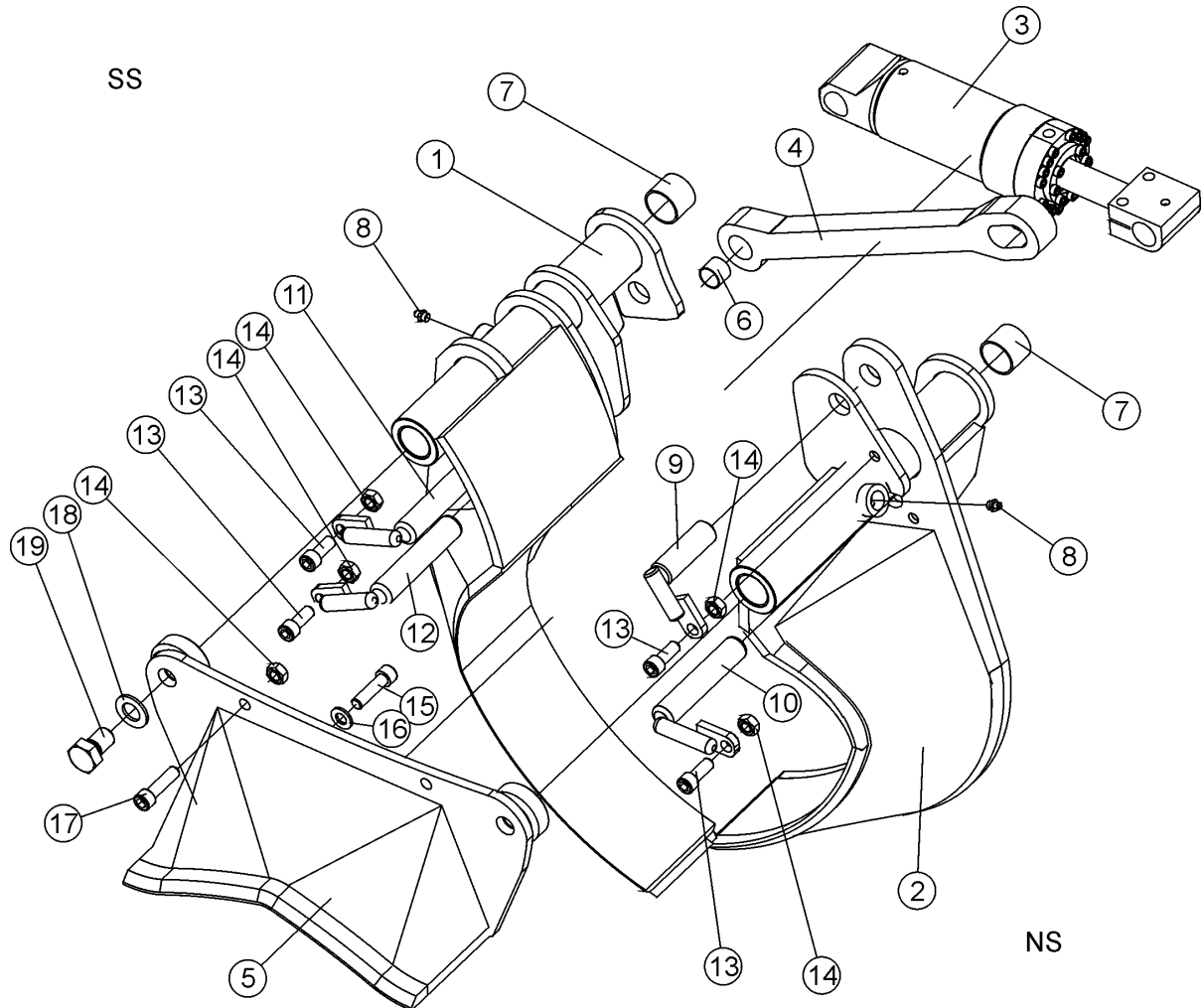
Saw side

3. Delimiting knives Entastungsmesser



Delimiting knives

Entastungsmesser



Delimiting knives

Entastungsmesser

Item Ref	Description Benennung	Order no Bestellungsnr.	pcs Men	Notes Anmerkung
1	Delimiting knife Entastungsmesser	2-2003-2	1	NS for Ø63 cylinder
	Delimiting knife Entastungsmesser	2-2031-1	1	NS for Ø70 cylinder
	Replacement insert Wiedereinbaueinsatz			
2	Delimiting knife Entastungsmesser	2-2002-2	1	SS for Ø63 cylinder
	Delimiting knife Entastungsmesser	2-2030-1	1	SS for Ø70 cylinder
	Replacement insert Wiedereinbaueinsatz			
3	Cylinder, delimiting knives Zylinder, entastungsmesser	1-2096	1	Ø63
	Cylinder, delimiting knives Zylinder, entastungsmesser	1-2096-3	1	Ø70
4	Balancing rod Balanzierstange	3-4044-2	1	
5	Delimiting knife, fixed Entastungsmesser, be- wegungslos	3-2022-1	1	
6	Bushing Buchse	8-5025-2	1	WB802 ø25/28-30
7	Bushing Buchse	8-5035-03	8	WB802 ø35/39-30
8	Grease nipple Schmiernippel	9-2800	X	R1/8"
9	Pin Stift	4-4092-4	1	
10	Cylinder pin Zylinderstift	4-2091-6	1	
11	Cylinder pin Zylinderstift	4-2091-51	1	
12	Pin Stift	4-2092-31	1	SSBalanzierstange
13	Allen screw Inbusschraube	9-0210-35	X	M10x35
14	Lock nut Schlossmutter	9-1110	X	M10 Nyloc
15	Allen screw Inbusschraube	9-0212-35	X	M12x35
16	Lock washer Sicherungsscheibe	9-1312	X	M12 Nordlock
17	Allen screw Inbusschraube	9-0212-35	1	M12x35 SS
	Allen screw Inbusschraube	9-0212-45	1	M12x45 NS
18	Lock washer Sicherungsscheibe	9-1320	2	M20 Nordlock
19	Screw, hex Sechskantschraube	9-0120-5	2	M20x1,5x50

X = Order as required

Ordnung, wie angefordert

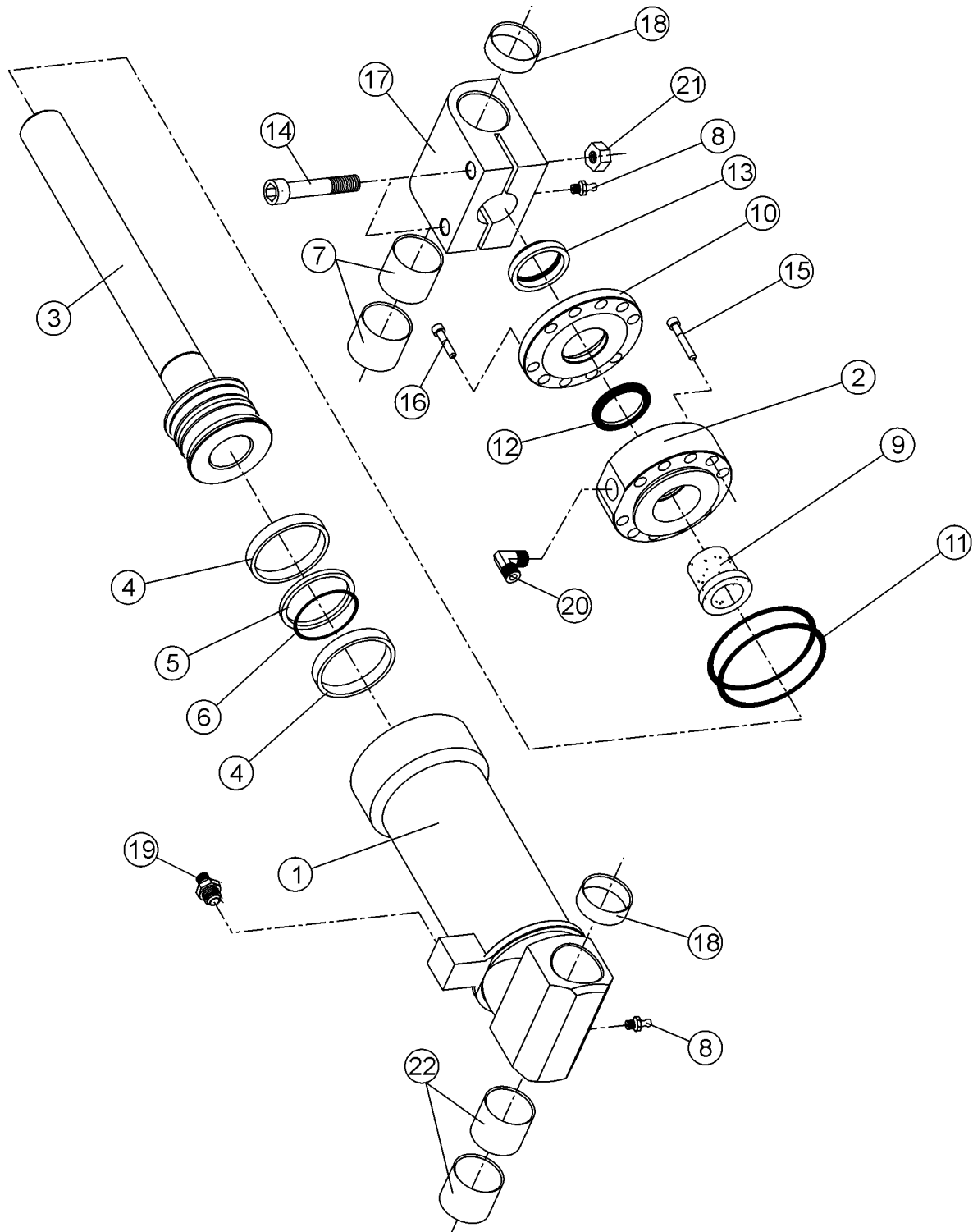
NS = Not saw side

Not saw side

SS = Saw side

Saw side

Cylinder, delimiting knives Ø63 Zylinder, entastungsmesser Ø63



Cylinder, delimiting knives Ø63 Zylinder, entastungsmesser Ø63

Item Ref	Description Benennung	Order no Bestellungsnr.	pcs Men	Notes Anmerkung
	Cylinder Zylinder	1-2096	1	Compl. Vollst. Ø63
	Seal kit Dichtssatz	9-2163-30	1	Compl. Vollst.
1	Cylinder pipe Zylinderaufbuchse	3-2020-5	1	
2	Guide sleeve Führungshülse	3-2020-4	1	
3	Piston and stem Kolbe und stange	3-2095-2	1	Ø63/30
4	Slide ring Gleitring	9-2407-1	2	2,5x7,7x187
5	Piston seal Kolbendichtung	9-2258	1	Shamban 3,6x58/63
6	O-ring O-ring	9-2050-2	1	OR 50x3,5
7	Bushing Buchse	9-5025-1	4	WB 802 ø25/28-25
8	Grease nipple Schmiernippel	9-2800	2	R1/8"
9	Sliding sleeve Gleithülse	4-2135-1	1	
10	Wiper Wiper	3-2100-5	1	
11	O-ring O-ring	9-2055	2	OR 55,0x2,5
12	Stem seal Kolbenstangendichtung	9-2330	1	NI 300 ø30/40-10
13	Wiper Wiper	9-2530	1	AUASx2 30/40-7/10
14	Allen screw Inbusschraube	9-0210-4	2	M10x40
15	Allen screw Inbusschraube	9-0206-45	14	M6x45
16	Allen screw Inbusschraube	9-0206-25	4	M6x25
17	Stem eye Armöse	3-2101-5	1	Round model(1999)
18	Bushing Buchse	8-5025-0	1	WB 802 ø25/28-15
19	Double nipple Doppelnippel	8-9715-10	2	R1/4"-9/16"
20	Angle nipple Winkelnippel	8-9512-10	8	R1/4" 90°
21	Lock nut Schlossmutter	9-1112	2	M12 nyloc

X = Order as required

Ordnung, wie angefordert

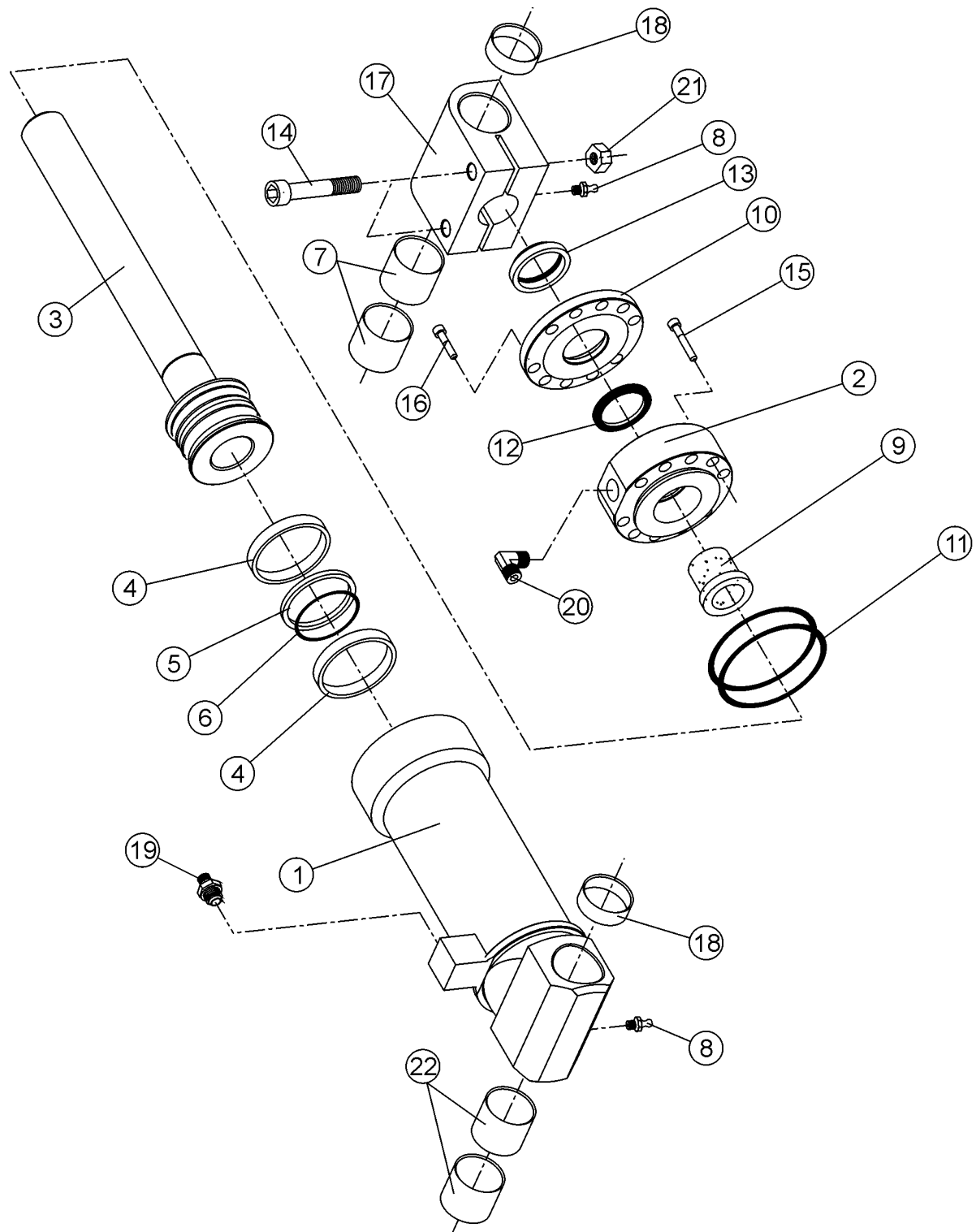
NS = Not saw side

Not saw side

SS = Saw side

Saw side

Cylinder, delimiting knives Ø70 Zylinder, entastungsmesser Ø70



Cylinder, delimiting knives Ø70 Zylinder, entastungsmesser Ø70

Item Ref	Description Benennung	Order no Bestellungsnr.	pcs Men	Notes Anmerkung
	Cylinder Zylinder	1-2096-3	1	Compl. Vollst. Ø70
	Seal kit Dichtssatz	9-2163-30	1	Compl. Vollst.
1	Cylinder pipe Zylinderaufbuchse	20-16002	1	
2	Guide sleeve Führungshülse	3-3011-4	1	
3	Piston and stem Kolbe und stange	20-16003	1	Ø70
4	Slide ring Gleitring	9-2407-05	2	2,5x7,7 66/70
5	Piston seal Kolbendichtung	9-2280	1	Shamban 4,2X66/70
6	O-ring O-ring	9-2058	1	OR 58x3,5
7	Bushing Buchse	9-5025-1	4	WB 802 ø25/28-25
8	Grease nipple Schmiernippel	9-2800	2	R1/8"
9	Sliding sleeve Gleithülse	4-2135-1	1	
10	Wiper Wiper	3-2100-5	1	
11	O-ring O-ring	9-2060	2	OR 60x2,6
12	Stem seal tung Kolbenstangendichtung	9-2330	1	NI 300 ø30/40-10
13	Wiper Wiper	9-2530	1	AUASx2 30/40-7/10
14	Allen screw Inbusschraube	9-0210-4	2	M10x40
15	Allen screw Inbusschraube	9-0206-45	14	M6x45
16	Allen screw Inbusschraube	9-0206-25	4	M6x25
17	Stem eye Armöse	3-2101-3	1	64*64*40
18	Bushing Buchse	8-5025-0	1	WB 802 ø25/28-15
19	Double nipple Doppelnippel	8-9715-10	2	R1/4"-9/16"
20	Angle nipple Winkelnippel	8-9512-10	8	R1/4" 90°
21	Lock nut Schlossmutter	9-1112	2	M12 nyloc

X = Order as required

Ordnung, wie angefordert

NS = Not saw side

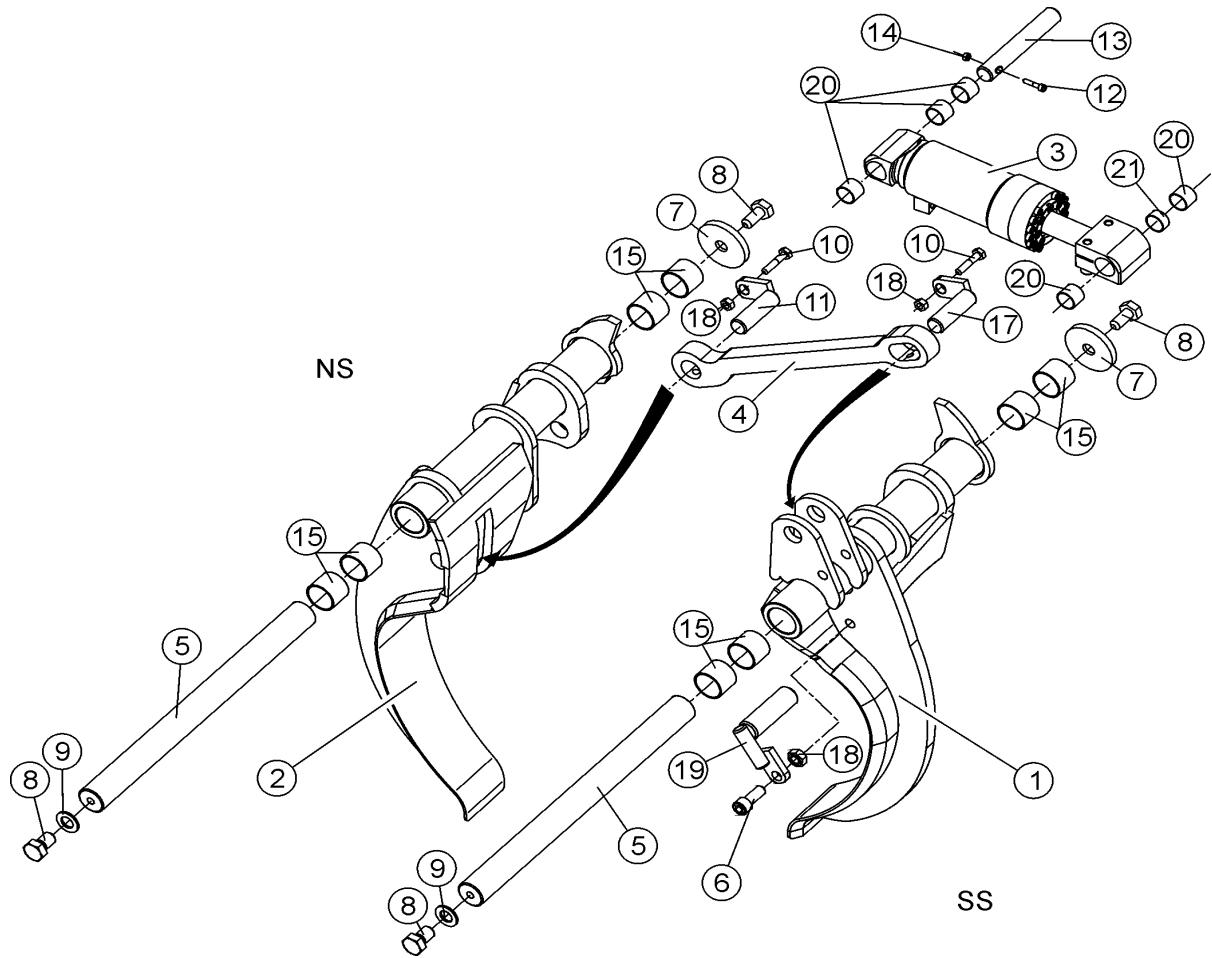
Not saw side

SS = Saw side

Saw side

Delimiting knives, rear

Entastungsmesser, hinter



Delimbing knives, rear

Entastungsmesser, hinter

Item Ref	Description Benennung		Order no Bestellungsnr.	pcs Men	Notes Anmerkung
1	Rear knife	Hintermesser	2-2332	1	SS
2	Rear knife	Hintermesser	2-2333	1	NS
3	Cylinder, rear knife	Zylinder, hintermesser	1-2096-1	1	
4	Balancing rod	Balanzierstange	3-4044-2	1	
5	Frame pin	Rahmenstift.	1-2302-15	2	SS/NS
6	Allen screw	Inbusschraube	9-0010-5	X	M10x50
7	Spacing washer	Zwischenscheibe	1-4304-15	2	Ø60
8	Screw, hex	Sechskantschraube	9-0116-35	4	M16x35
9	Washer	Scheibe	9-1216	X	M16
10	Screw, hex	Sechskantschraube	9-0010-3	X	M10x30
11	Dowel	Führungsbolzen	4-2092-35	1	Ø25-65
12	Allen screw	Inbusschraube	9-0208-5	1	M8x50
13	Pin	Stift	20-15012	1	Ø25-125
14	Lock nut	Schlossmutter	9-1108	1	M8 nyloc
15	Bushing	Buchse	8-5035-03	8	WB802 ø35/39-30
16	Grease nipple	Schmiernippel	9-2800	X	R1/8"
17	Dowel	Führungsbolzen	20-15014	1	Ø25-55
18	Lock nut	Schlossmutter	9-1110	X	M10 nyloc
19	Dowel	Führungsbolzen	20-15013	1	Ø25-155
20	Bushing	Buchse	8-5025-2	5	WB802 ø25/28-30
21	Bushing	Buchse	8-5025-0	1	WB 802 ø25/28-15

X = Order as required

Ordnung, wie angefordert

NS = Not saw side

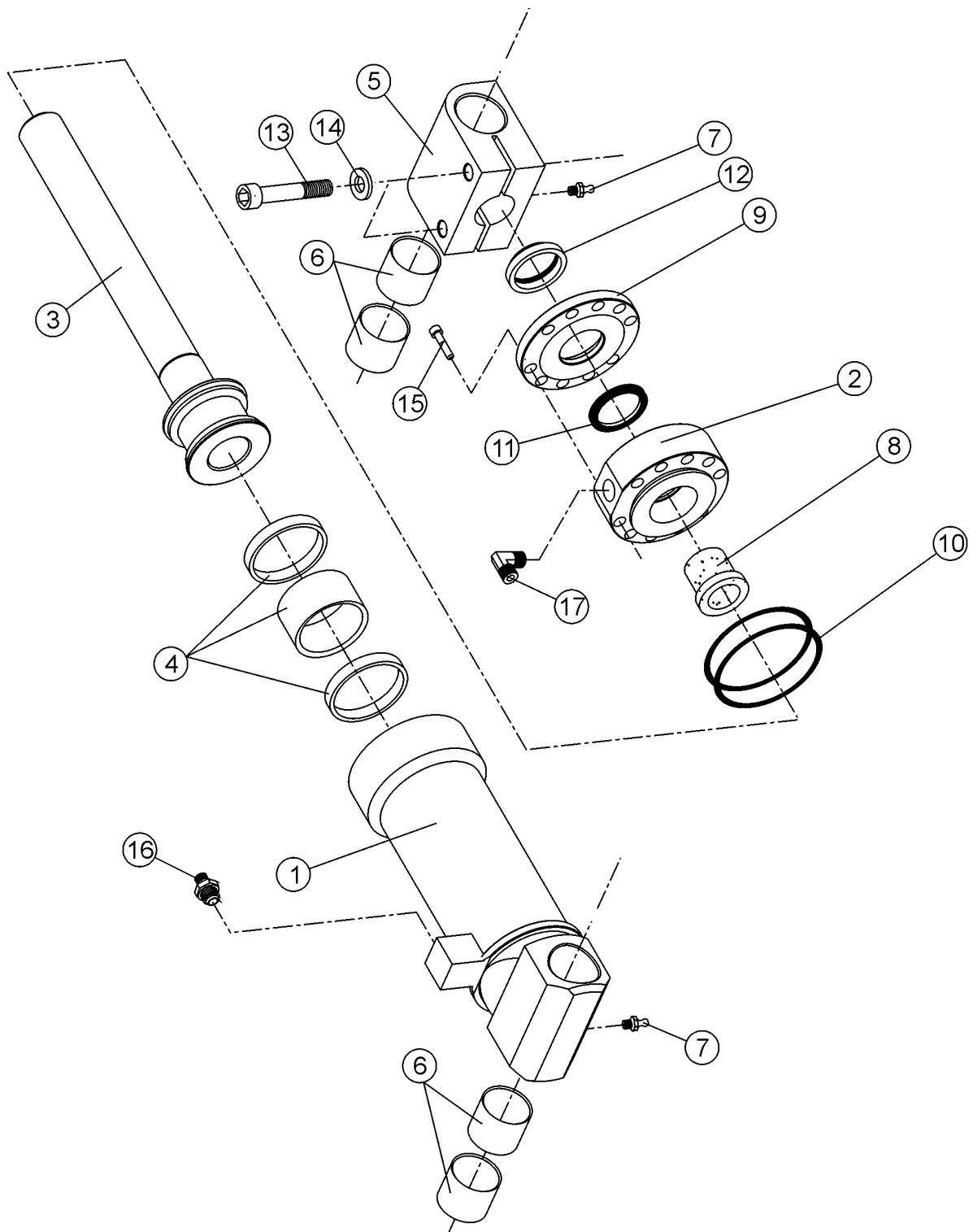
Not saw side

SS = Saw side

Saw side

Cylinder Ø50, rear knives

Zylinder Ø50, hintermesser



Cylinder Ø50, rear knives

Zylinder Ø50, hintermesser

Item Ref	Description Benennung	Order no Bestellungsnr.	pcs Men	Notes Anmerkung
	Cylinder Zylinder	1-2096-1	1	Compl. Vollst. Ø50
	Seal kit Dichtssatz	9-2150-25	1	Compl. Vollst.
1	Cylinder pipe Zylinderaufbuchse	1-2097-2	1	Ø50
2	Guide sleeve Führungshülse	15-25006	1	Ø50
3	Piston and stem Kolbe und stange	1-2098-2	1	Ø50
4	Piston seal Kolbendichtung	9-2240	1	SIMC 50/38-20,5/4,2 complete with slide rings
5	Stem eye Armöse	3-2101-5	1	Round model(1999)
6	Bushing Buchse	9-5025-1	4	WB 802 Ø25/28-25
7	Grease nipple Schmiernippel	9-2800	2	R1/8"
8	Sliding sleeve Gleithülse	15-25007	1	Ø35/25-16.5
9	Wiper Wiper	4-1189	1	
10	O-ring O-ring	9-2055	2	OR 55,0x2,5
11	Stem seal tung Kolbenstangendich-	9-2330	1	NI 300 Ø30/40-10
12	Wiper Wiper	9-2530	1	AUASx2 30/40-7/10
13	Allen screw Inbusschraube	9-0210-45	2	M10x45
14	Lock washer Sicherungsscheibe	9-1310	X	M10 nordlock
15	Allen screw Inbusschraube	9-0206-4	10	M6x40
16	Double nipple Doppelnippel	8-9715-10	2	R1/4"-9/16"
17	Angle nipple Winkelnippel	8-9512-10	8	R1/4" 90°

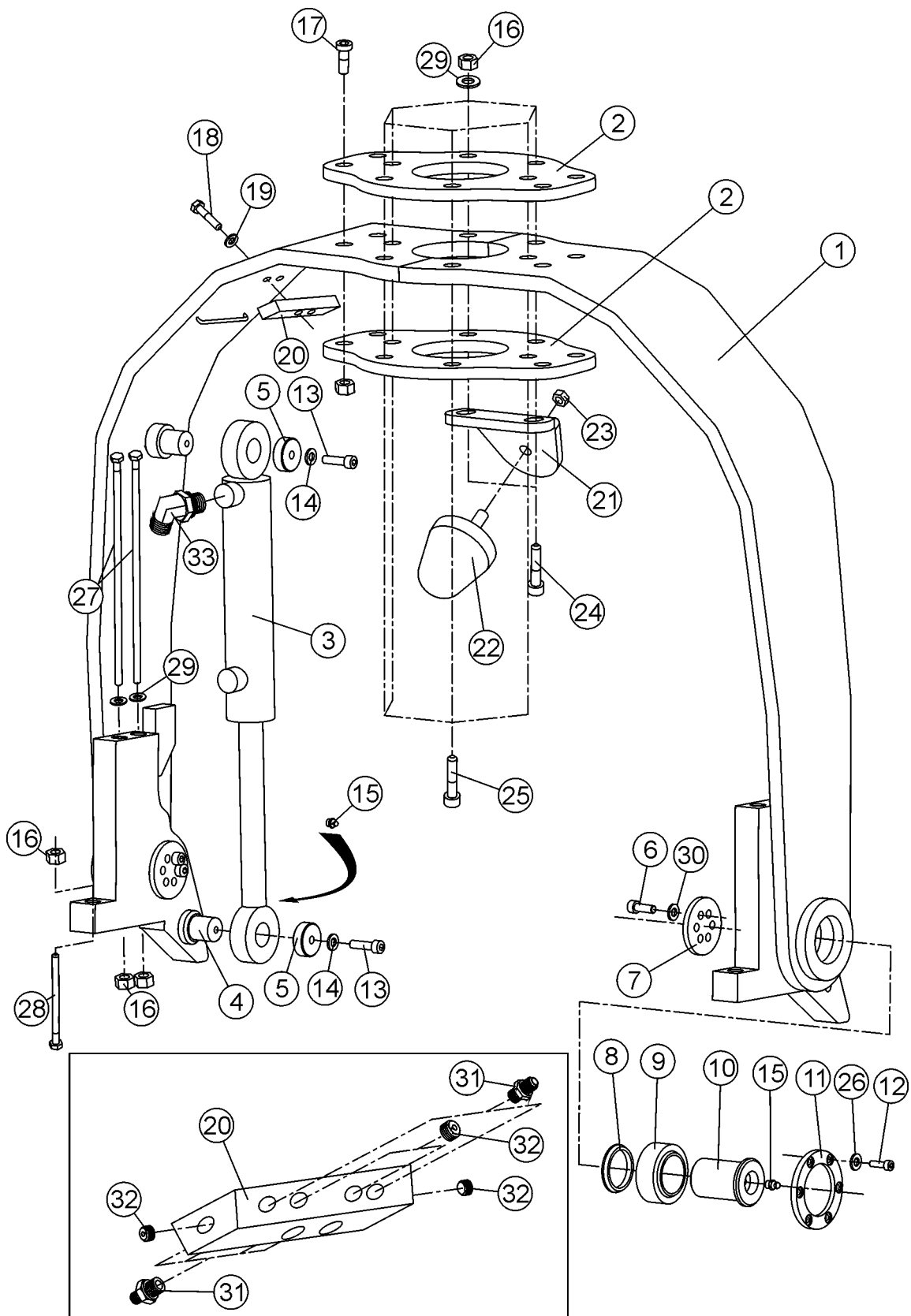
4. Tilt

Tilt



Head hanger

Hauptaufhänger



Head hanger

Hauptaufhänger

Item Ref	Description Benennung		Order no Bestellungsnr.	pcs Men	Notes Anmerkung
1	Head hanger	Hauptaufhänger	20-20243	1	SS
	Head hanger	Hauptaufhänger	20-20248	1	NS
2	Mounting plate	Befestigungsplatte	20-20224	2	
	Mounting plate	Befestigungsplatte	20-20245	X	indexator, bevelled
3	Cylinder	Zylinder	15-25201	2	
4	Bush	Hülse	20-20214	4	
5	Locking plate	Sicherungsplatte	30-20210	4	
6	Allen screw	Inbusschraube	9-0208-2	4	M8x20
7	Mounting plate	Befestigungsplatte	20-20217	2	
8	Support ring	Stützring	15-20208	2	
9	Bearing	Lager	8-3104	2	IKO GE40
10	Guide sleeve	Führungshülse	15-20221	2	
11	Mounting plate	Befestigungsplatte	20-20232	2	
12	Allen screw	Inbusschraube	9-0206-2	12	M6x20
13	Allen screw	Inbusschraube	9-0208-2	12	M8x20
14	Lock washer	Sicherungsscheibe	9-1308	4	M8 Nordlock
15	Grease nipple	Schmiernippel	9-2800	4	R1/8"
16	Nut	Mutter	9-1116-K	X	M16 nyloc / high
17	Allen screw	Inbusschraube	9-0216-65	4	M16x65
18	Allen screw	Inbusschraube	9-0212-5	4	M12x50
19	Lock washer	Sicherungsscheibe	9-1312	2	M12 Nordlock
20	Adapter block	Adapterblock	20-20236	1	
21	Mounting plate	Befestigungsplatte	20-20223	1	
22	Rubber bumper	Gummipuffer	9-1880-1	1	Ø50
23	Nut	Mutter	9-1880-1	1	
24	Allen screw	Inbusschraube	9-0216-11	2	M16x110
25	Allen screw	Inbusschraube	9-0216-10	4	M16x100
26	Lock washer	Sicherungsscheibe	9-1306	12	M6 Nordlock
27	Screw, hex	Sechskantschraube	9-0019-32	4	M16x320 <i>cut to fit, L=310</i>
28	Screw, hex	Sechskantschraube	9-0017-0	2	M16x100
29	Lock washer	Sicherungsscheibe	9-1316	X	M16 Nordlock
30	Lock washer	Sicherungsscheibe	9-1308	2	M8 Nordlock
31	Double nipple	Doppelnippel	8-9710-10	6	R1/4"-9/16UNF
	Double nipple	Doppelnippel	8-9500-10	6	R1/4"-1/4"
	Seal, USIT	Dichtung, USIT	9-1914-20	X	1/4" with R-nipples
32	Plug	Stopfen	8-9620-08	X	1/4" BSP
33	Angle nipple	Winkelnippel	8-9715-8	4	R1/4"-1/4"

X = Order as required

Ordnung, wie angefordert

NS = Not saw side

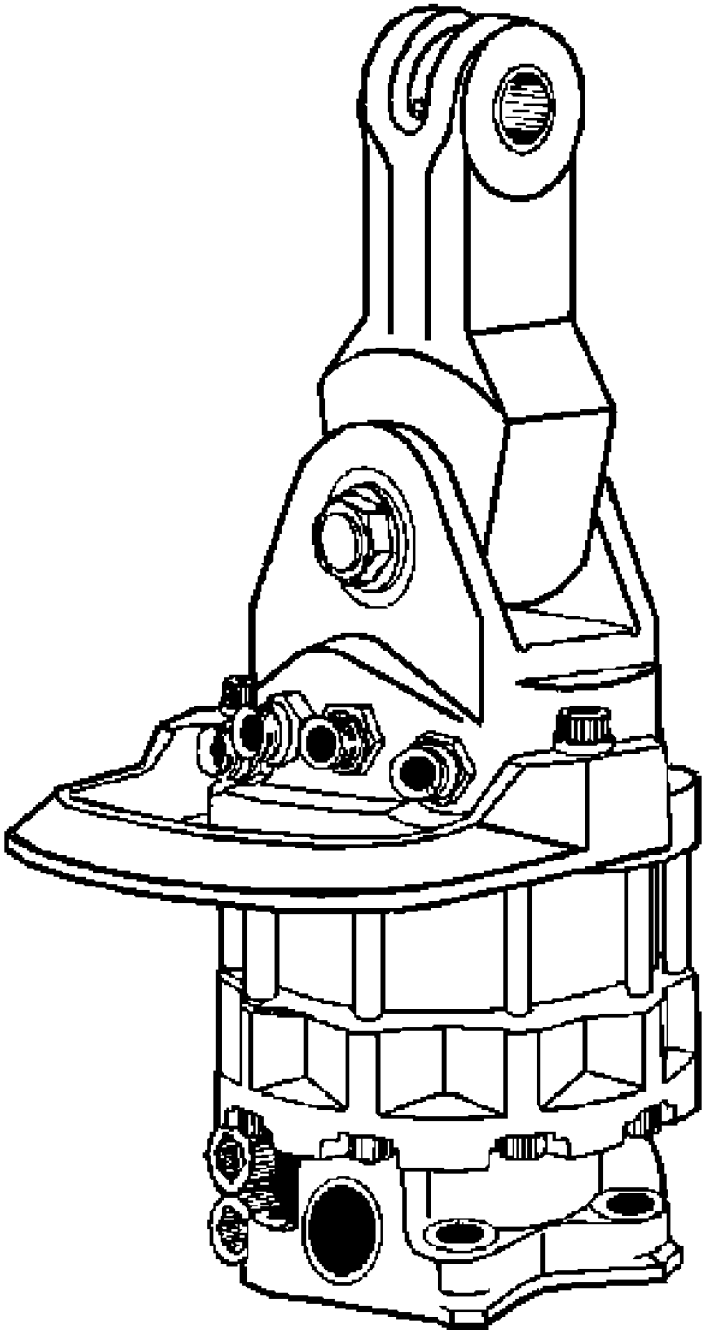
Not saw side

SS = Saw side

Saw side

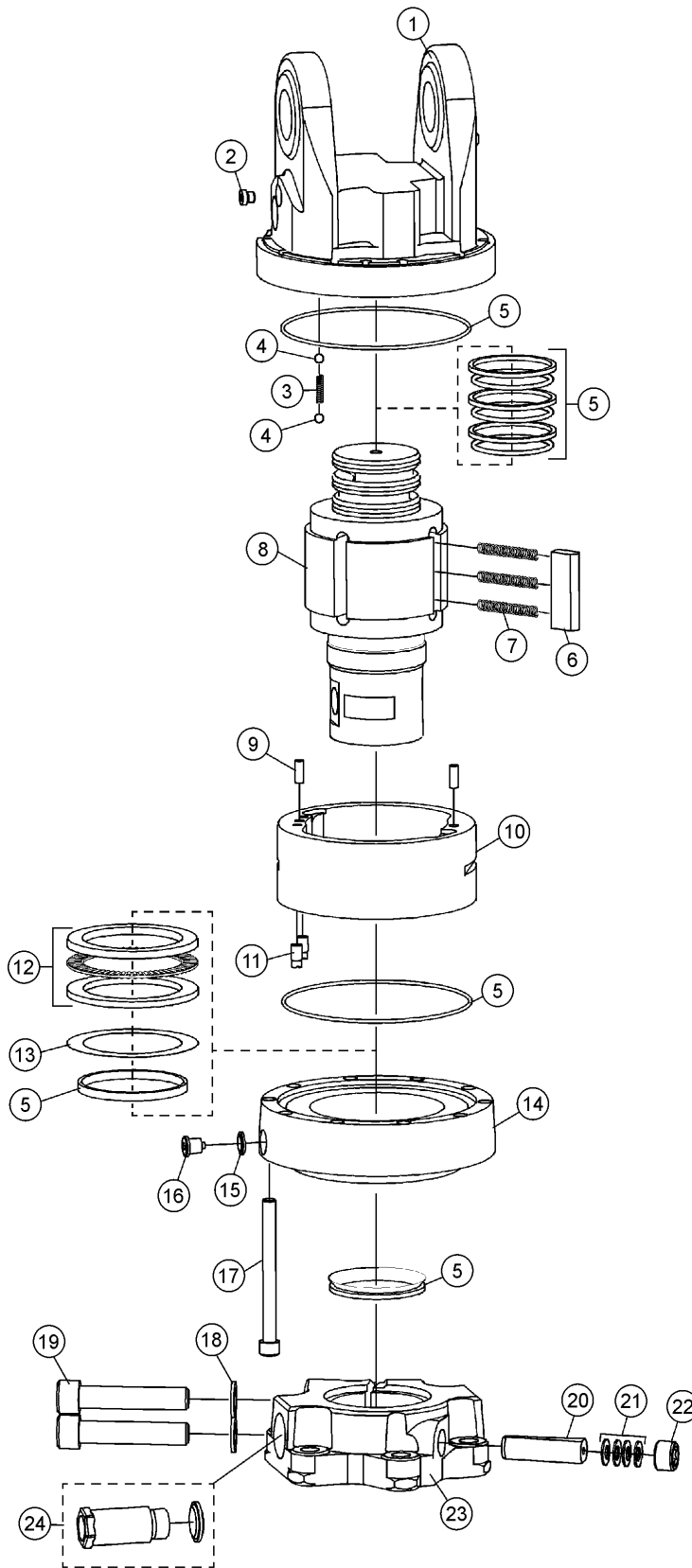
5. Rotator

Rotor



Indexator AV12S

Indexator AV12S



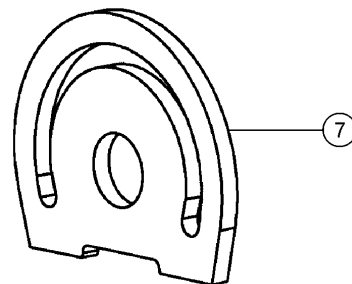
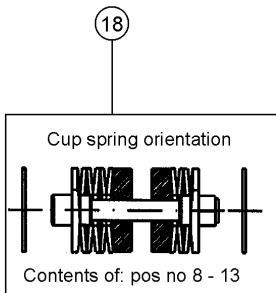
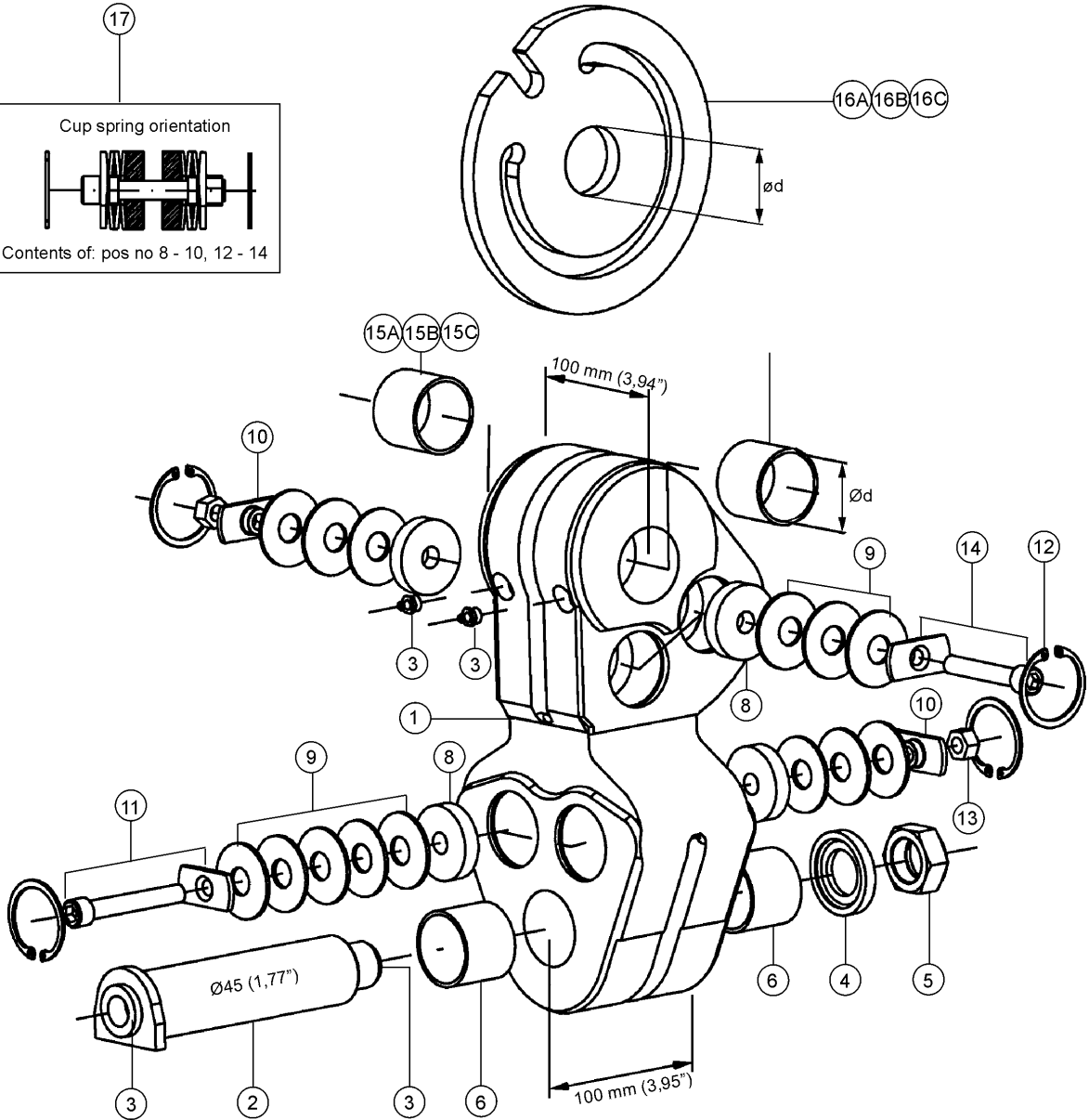
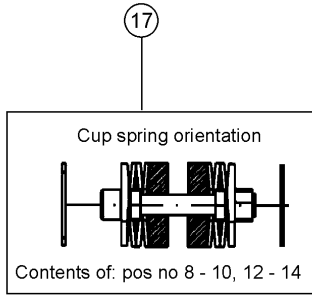
Indexator AV12S

Indexator AV12S

Item Ref	Description Benennung		Order no Bestellungsnr.	pcs Men	Notes Anmerkung
	Rotator Compl.	Rotor Vollst.	5112 096	1	
1	Upper part	Oberteil	5011 018	1	Includes parts ref 2 Enthaltet Stück Nr. 2
2	Plug	Stopfen	5001 381	1	R 1/8"
3	Spring	Feder	1020 536	1	
4	Ball	Kugel	1005 545	1	
5	Seal kit	Dichtssatz	5011 047	1	
	Slide ring	Gleitring	1005 669	3	
	O-ring	O-ring	1013 515	2	
	Oil seal	Öldichtung	1003 367	1	
	V-ring	V-ring	1019 470	1	
6	Plate	Platte	5011 160	4	
7	Spring	Feder	5006 030	12	
8	Shaft	Achse	5112 026	1	
9	Pin	Stift	1019 900	2	
10	Frame	Rahmen	5112 023	1	
11	Restrictor	Drosselblende	5011 106	2	
12	Bushing set	Lagersatz	5112 022	1	
13	Shim	Anpaßring	5010 081	1	
	Shim	Anpaßring	1016 658	1	0,100 mm
	Shim	Anpaßring	1017 029	1	0,125 mm
	Shim	Anpaßring	1016 641	1	0,150 mm
	Shim	Anpaßring	1017 425	1	0,178 mm
14	Lower part	Unterteil	5112 020	1	Includes parts ref 15,16 Enthaltet Stück Nr. 15,16
15	Gasket	Dichtung	1019 116	1	
16	Plug	Stopfen	1025 709	1	
17	Screw	Schraube	1002 120	10	
18	Washer	Scheibe	1019 496	2	
19	Screw	Schraube	1019 488	1	
20	Key	Keil	5010 038	1	
21	Belleville spring	Tellerfeder	1015 643	4	
22	Screw	Schraube	5010 039	1	
23	Mounting plate	Befestigungsplatte	5011 022	1	
24	Terminal Kit	Anschlußsatz	5010 065	1	

Damper

Dämpfer



Damper

Dämpfer

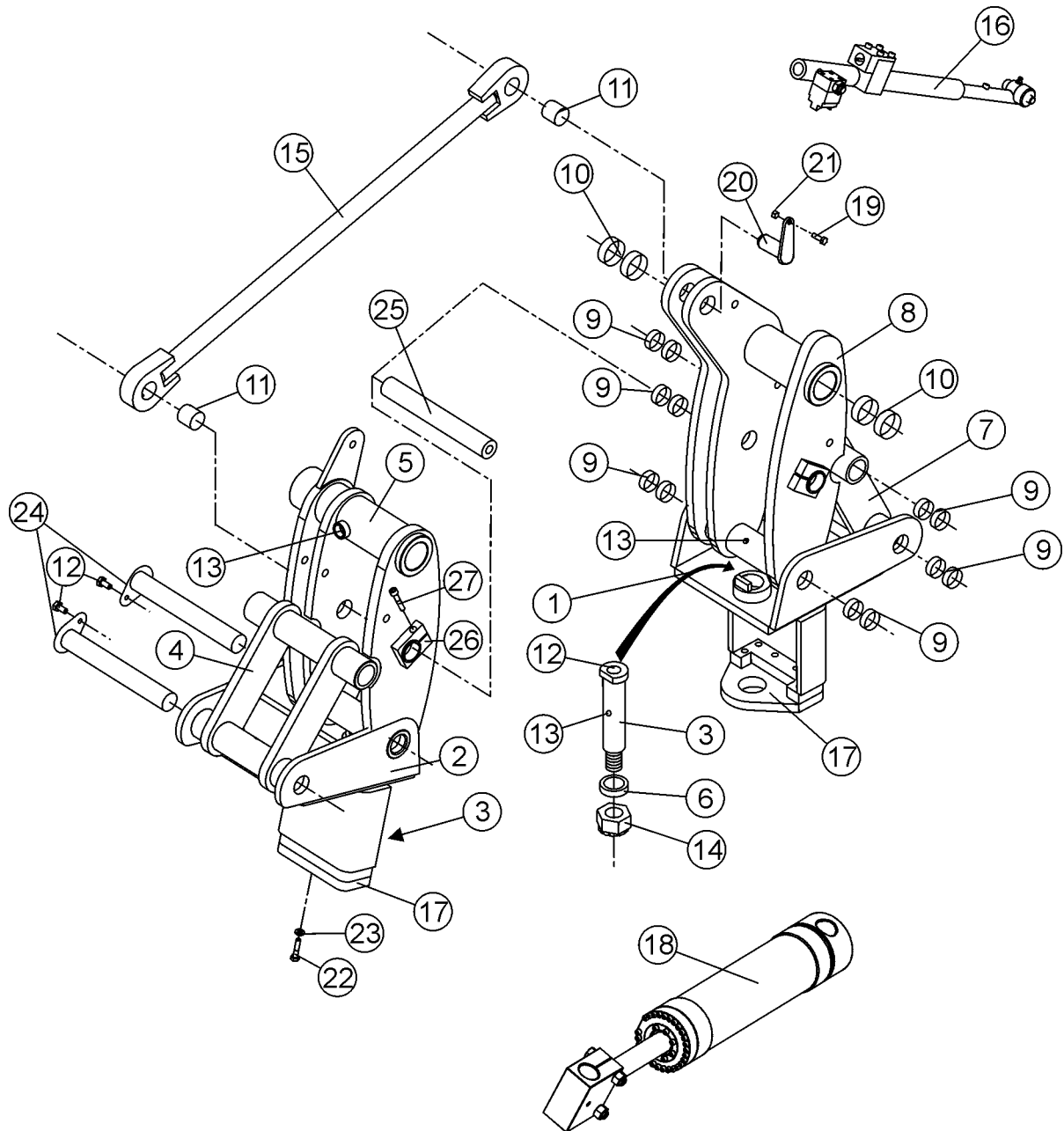
Item Ref	Description Benennung		Order no Bestellungsnr.	pcs Men	Notes Anmerkung
A	Damper Ød=45	Dämpfer	5016 700	1	Includes parts ref 1-14,15A,16A Enthaltet Stück Nr. 1-14,15A,16A
B	Damper Ød=40	Dämpfer	5016 707	1	Includes parts ref 1-14,15B,16B Enthaltet Stück Nr. 1-14,15B,16B
C	Damper Ød=35	Dämpfer	5016 708	1	Includes parts ref 1-14,15C,16C Enthaltet Stück Nr. 1-14,15C,16C
1	Damper	Dämpfer	5016 147	1	Includes parts ref 6 Enthaltet Stück Nr. 6
3	Grease nipple	Schmiernippel	1001 825	4	
4	Washer	Scheibe	5005 235	1	
5	Nut	Mutter	5001 137	1	
6	Bushing	Buchse	5006 673	2	Ø45 / O-ring 1007 178
7	Brake disc	Bremsscheibe	5016 273	1	
8	Brake lining	Bremsbelag	5016 125	8	
9	Belleville spring	Tellerfeder	1026 616	28	
10	Special nut	Spezialmutter	5016 269	4	
11	Special screw	Spezienschraube	5016 261	2	B80
12	Circlip	Sicherungsring	1004 027	8	
13	Lock nut	Schlossmutter	1008 374	4	
14	Special screw	Spezienschraube	5016 283	2	B100
15A	Bushing Ød=45	Buchse	5006 673	2	O-ring 1007 178
15A	Bushing Ød=45	Buchse	1002 294	2	Steel
15B	Bushing Ød=40	Buchse	5006 685	2	Manganese Bronze
15B	Bushing Ød=40	Buchse	5002 468	2	Steel
15C	Bushing Ød=35	Buchse	5006 687	2	Manganese Bronze
16A	Brake disc Ød=45	Bremsscheibe	5016 275	1	
16B	Brake disc Ød=40 Bremsscheibe		5016 272	1	
16C	Brake disc Ød=35	Bremsscheibe	5016 271	1	
17	Fitting set 80	Einbausatz 80	5006 650	2	Includes parts ref 8-10,12-14 Enthaltet Stück Nr. 8-10,12-14
18	Fitting set 100	Einbausatz 100	5006 651	2	Includes parts ref 8-13 Enthaltet Stück Nr. 8-13
19	Instruction	Anweisung	1029461	1	

6. Tower and tracks Turm und Raupen



Tower and linkages

Turm und Gestänge



Tower and linkages

Turm und Gestänge

Item Ref	Description Benennung		Order no Bestellungsnr.	pcs Men	Notes Anmerkung
1	Tower	Turm	20-30207	1	SS
2	Tower	Turm	20-30211	1	NS
3	Dowel	Führungsbolzen	20-30208	1	NS/SS
4	Linkage, outer	Gestänge, außen	20-30215	1	NS
5	Linkage, inner	Gestänge, inneres	20-30212	1	NS
6	Sleeve	Hülse	3-4107-11	2	Ø28
7	Linkage, outer	Gestänge, außen	20-30216	1	SS
8	Linkage, inner	Gestänge, inneres	20-30213	1	SS
9	Bushing	Buchse	8-5028-2	X	WB802 ø28/31-30
10	Bushing	Buchse	8-5035-03	X	WB802 ø35/39-30
11	Bushing	Buchse	8-5028-2	2	WB802 ø28/31-30
12	Grease nipple	Schmiernippel	9-2805	X	R1/8" 45°
13	Grease nipple	Schmiernippel	9-2800	X	R1/8"
14	Crown nut	Splintmutter		2	NS/SS M27
	Split pin	Splint	9-1806-9	2	ø6,3x90
15	Balancing rod	Balanzierstange	20-35241	1	Compl. Vollst.
16	Thickness meter Dickenmessgerät		20-45211	1	Compl. Vollst. See page 16
17	Bottom plate	Bodenplatte	20-30203	2	
18	Track cylinder	Raupenzylinder	3-2104-1	1	See page 54
19	Screw, hex	Sechskantschraube	9-0010-35	1	M10x35
20	Lock pin	Sicherungsstift	4-4091-7	1	ø28
21	Lock nut	Schlossmutter	9-1110	X	M10 Nyloc
22	Screw, hex	Sechskantschraube	9-0212-35	10	M12x35
23	Lock washer	Sicherungsscheibe	9-1312	10	M12 Nordlock
24	Lock pin	Sicherungsstift	20-35078	4	ø28-200
25	Lock pin	Sicherungsstift	9-2925-31	2	ø25-160 M12
26	Fastener	Halter	4-1029	2	
27	Allen screw	Inbusschraube	9-0210-5	2	M10x50

X = Order as required

Ordnung, wie angefordert

NS = Not saw side

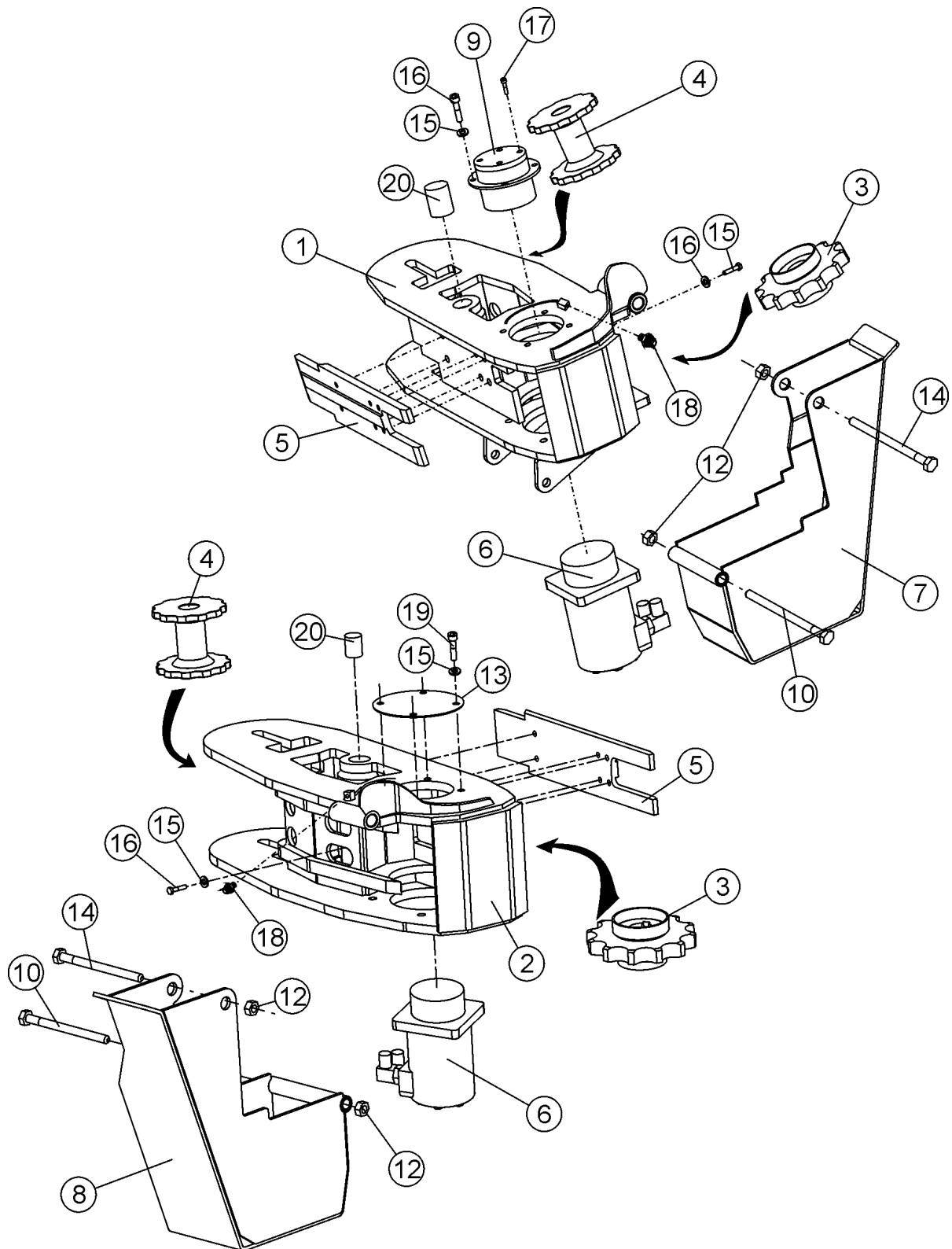
Not saw side

SS = Saw side

Saw side

Track housing

Raupen



Track housing

Raupen

Item Ref	Description Benennung		Order no Bestellungsnr.	pcs Men	Notes Anmerkung
1	Track housing	Raupen	20-35260	1	SS
2	Track housing	Raupen	20-35261	1	NS
3	Drive gear	Ritzel	20-95223	2	z=12 TMKW
4	Idler gear	Zwischenrad	25-35080	2	Ø35
5	Wear pad	Schleissblech	20-35259	2	
6	Hydr.motor	Hydr. Motor	8-8991	2	Danfoss TMKW 200 (151F6011)
	Hydr.motor	Hydr. Motor	8-8992	2	Danfoss TMKW 250 (151F6012)
	Allen screw	Inbusschraube	9-0212-3	8	M12x30
7	Protective cover	Schutzdeckel	20-35269	1	SS
8	Protective cover	Schutzdeckel	20-35275	1	NS
9	Track measuring system	Längenausmass	-	1	See page 52
10	Screw, hex	Sechskantschraube	9-0017-6	2	M16x160
11	Lock washer	Sicherungsscheibe	9-1316	X	M16 nordlock
12	Lock nut	Schlossmutter	9-1116-K	X	M16 nyloc / high
13	Protective cover	Schutzdeckel	20-45013	1	NS
14	Screw, hex	Sechskantschraube	9-0017-3	2	M16x130
15	Lock washer	Sicherungsscheibe	9-1310	X	M10 nordlock
16	Screw, hex	Sechskantschraube	9-0010-2	X	M10x20
17	Allen screw	Inbusschraube	9-0206-16	4	M6x16
18	Double nipple	Doppelnippel	8-9710-10	2	Track lubrication Raupenschmierung
19	Screw, hex	Sechskantschraube	9-0010-16	4	M10x16
20	Bushing	Buchse	8-5028-2	X	WB802 ø28/31-30

X = Order as required

Ordnung, wie angefordert

NS = Not saw side

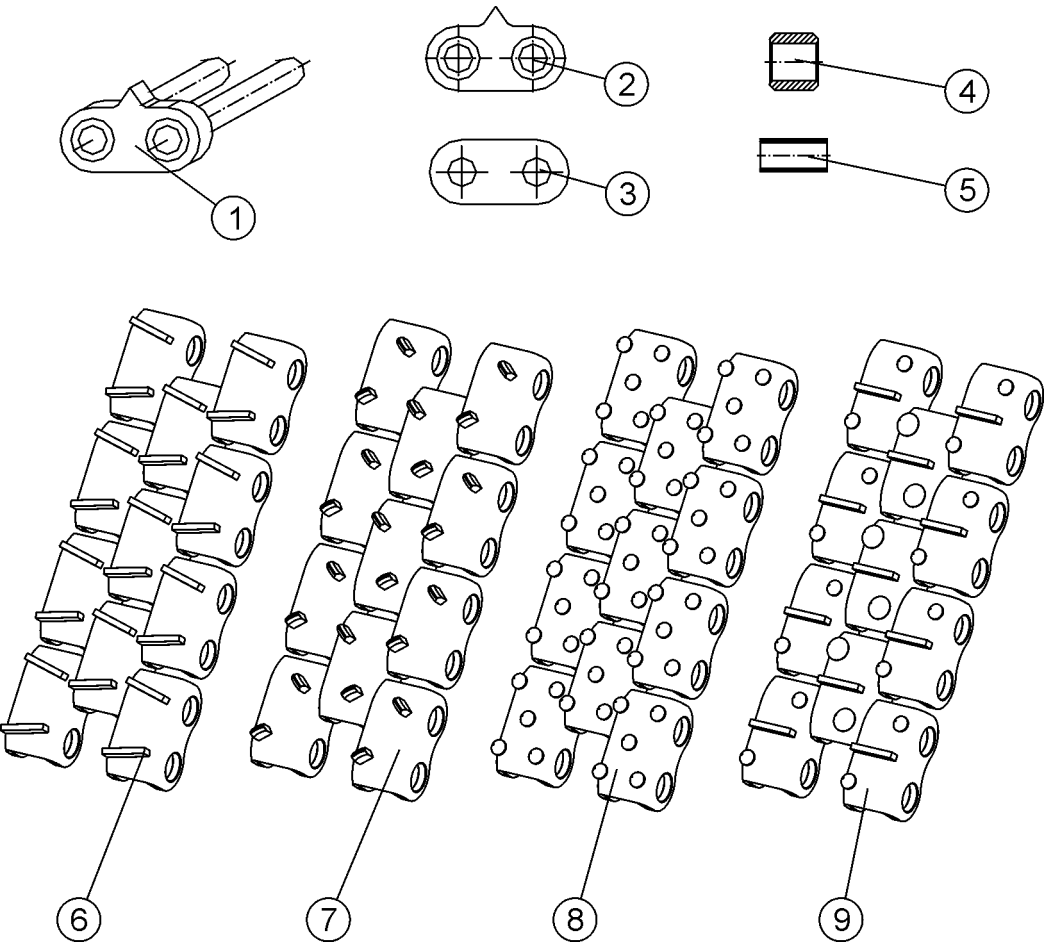
Not saw side

SS = Saw side

Saw side

Track

Raupen



Track

Raupen

Item Ref	Description Benennung		Order no Bestellungsnr.	pcs Men	Notes Anmerkung
1	Connecting link	Anschlussglied	4-2119-3	X	Master
2	Side plate	Seitenplatte	4-2119-4	X	Weld mounting
3	Side plate	Seitenplatte	4-2119-41	X	Press mounting
4	Roller	Rolle	4-2119-52	X	Ø29 wide roller
	Roller	Rolle	25-35063	X	Ø35 wide roller
5	Bushing, inner	Buchse, inneres	4-2119-6	X	Long
6	Track Compl.	Vollst.	20-95207	2	2-flat spines
7	Track Compl.	Vollst.	20-95204	2	Canada / Triangle spine
8	Track Compl.	Vollst.	20-95203	2	5xcone spine
9	Track Compl.	Vollst.	20-95214	2	2xcone / 1 flat spines
	Track Compl.	Vollst.	20-95205	2	2xcone spine

X = Order as required

NS = Not saw side

SS = Saw side

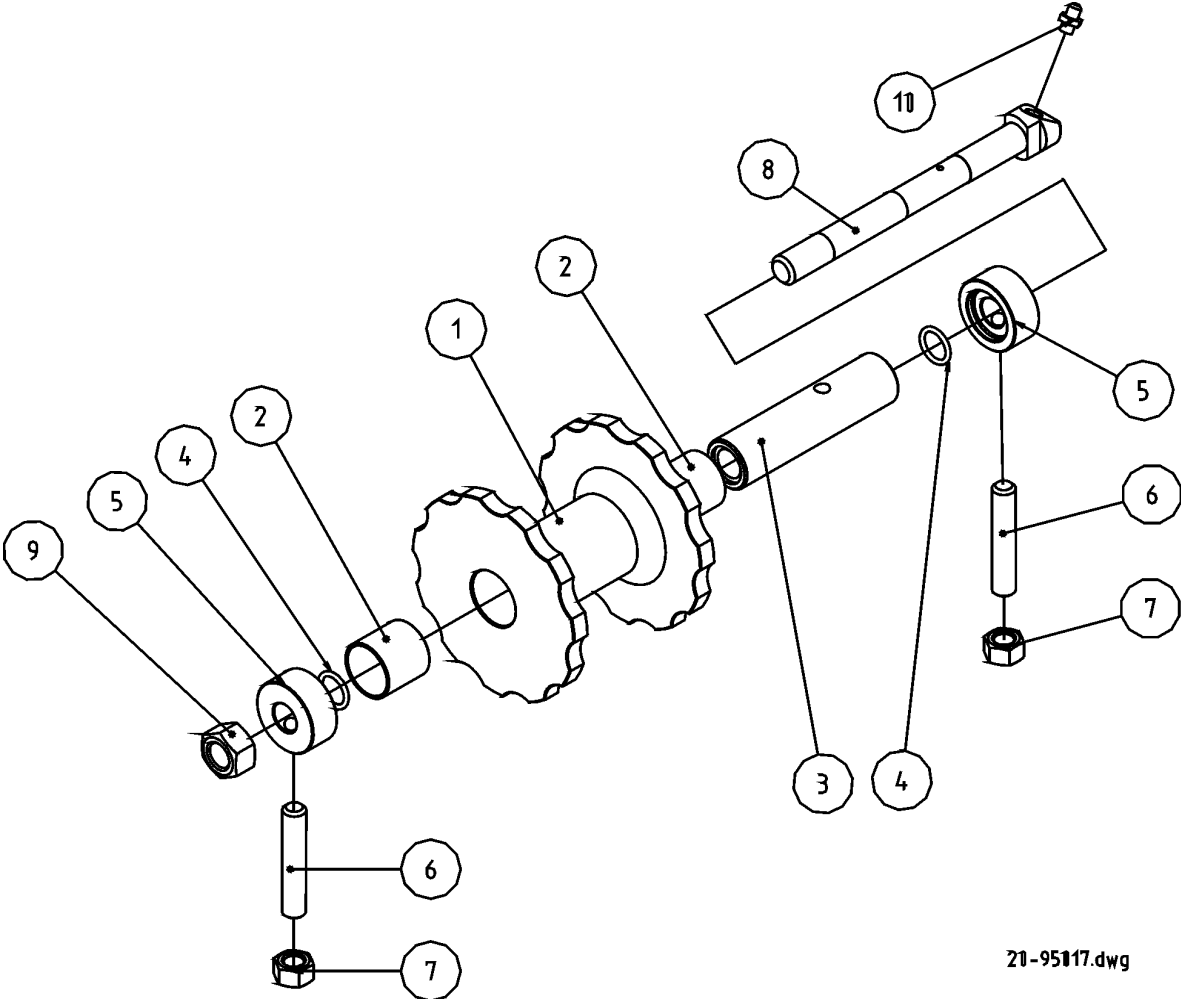
Ordnung, wie angefordert

Not saw side

Saw side

Idler

Umleitungsrolle



21-95117.dwg

Idler

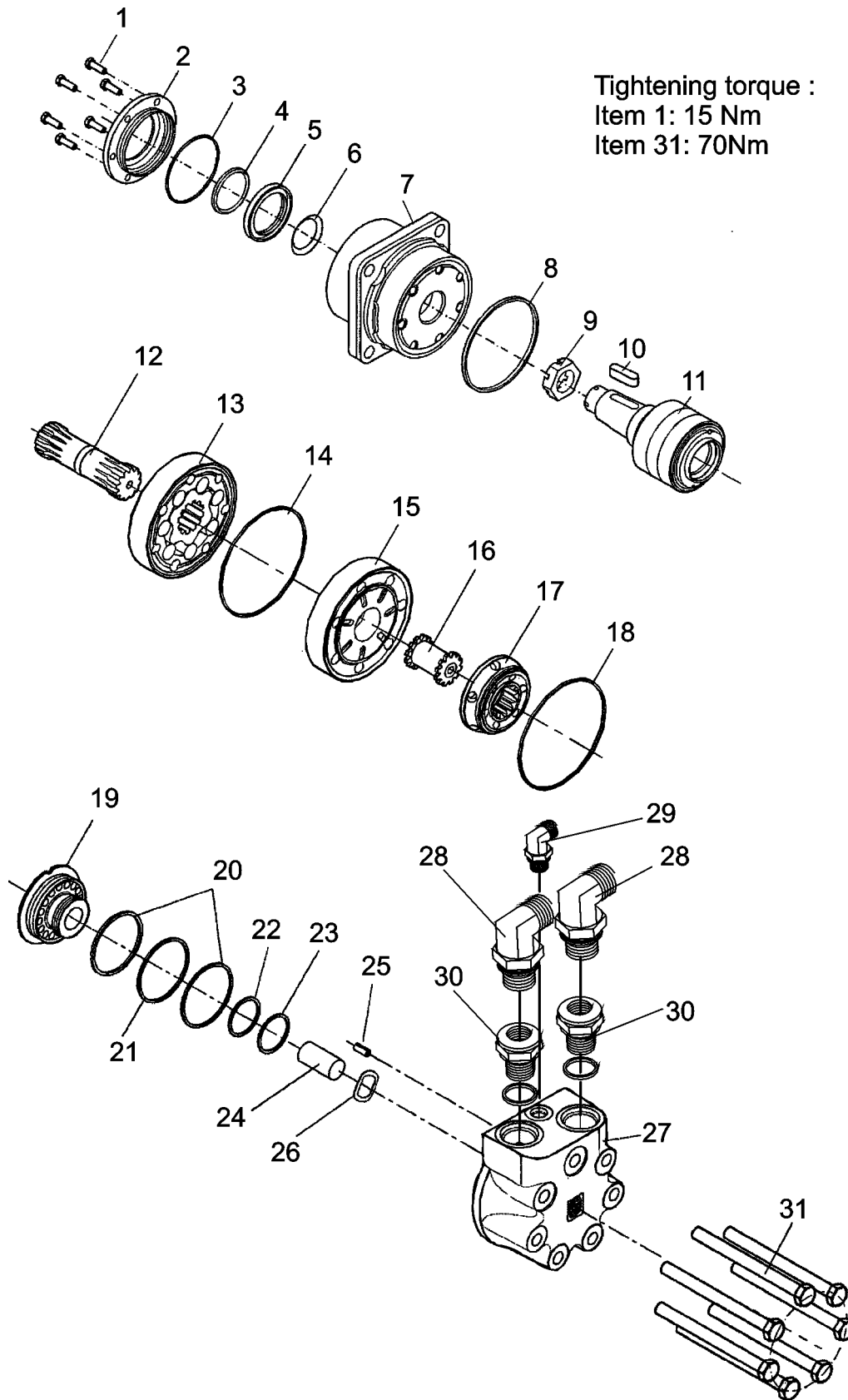
Umleitungsrolle

Item Ref	Description Benennung		Order no Bestellungsnr.	pcs Men	Notes Anmerkung
1	Idler	Umleitungsrolle	25-35080	2	Ø35
2	Bushing	Buchse	8-5028-2	4	WB802 28/31-30
3	Hollow shaft	HohleAchse	4-2028	2	Ø16/28 L=109
4	O-ring	O-ring	9-2016-25	4	Ø16*2,5
5	Clamping piece	Spannteil	4-2030	4	Ø16/40 s17,5 screw M12x70
6	Retaining screw	Sicherungsschraube	9-0012-7	4	M12x70
7	Nut	Mutter	9-1012	4	M12
8	Idler shaft	Zwischenradwelle	4-2029	2	Ø16 L188
9	Nut	Mutter	9-1116	2	M16 nyloc
10	Grease nipple	Schmiernippel	9-2800	2	1/8"

X = Order as required Ordnung, wie angefordert
 NS = Not saw side Not saw side
 SS = Saw side Saw side

Hydr.motor TMKW 200/250

Hydr. Motor TMKW 200/250



Hydr.motor TMKW 200/250

Hydr. Motor TMKW 200/250

Item Ref	Description Benennung	Order no Bestellungsnr.	pcs Men	Notes Anmerkung	
	Hydr.motor	Hydr. Motor	8-8991	2	Danfoss TMKW 200 (151F6011)
	Hydr.motor	Hydr. Motor	8-8992	2	Danfoss TMKW 250 (151F6012)
	Seal kit	Dichtssatz	8-8991-01	1	Parts marked with * are included in the seal kit
	Modul M1	Modul M1	151F6616		
1	Screw, hex	Sechskantschraube	M1	6	M*20
2	Front cover	Vorderdeckel	M1	1	
* 3	O-ring	O-ring	M1	1	72*2mm
* 4	Dust seal	Staubdichtung	M1	1	45*52*4
* 5	Shaft seal	Öldichtung	M1	1	45*65*7
* 6	Seal ring	Dichtring	M1	1	Ø46mm
7	Bearing housing	Lagerghäuse	M1	1	TMKW
* 8	O-ring	O-ring	M1	1	105*2mm
	Modul M6	Modul M6	151F6609	1	
9	Nut	Mutter	M6	1	
10	Key	Keil	M6	1	
11	Shaft	Achse	M6	1	Includes bearing
	Modul M10	Modul M10	151F6641	1	TMKW200
	Modul M10	Modul M10	151F6642	1	TMKW250
12	Cardan axle	Gelenkwelle	M10	1	L112,5mm TMKW200
	Cardan axle	Gelenkwelle	M10	1	L119,5mm TMKW250
13	Gear set	Zahnradatz	M10	1	W=27,8 TMKW200
	Gear set	Zahnradatz	M10	1	W=34,8mm TMKW250
14	O-ring	O-ring	M1	1	105*2mm
	Modul M11	Modul M11	151F6636	1	
15	Channel plate	Kanalblech	M11	1	
16	Drive gear	Antriebsritzel	M11	1	
17	Disc valve	Scheibeventil	M11	1	
18	O-ring	O-ring	M1	1	105*2mm
	Modul M13	Modul M13	151F6658	1	
19	Balance plate	Gegengewicht	M13	1	
* 20	Support ring	Stützring	M13	2	52,7*1mm
* 21	O-ring	O-ring	M13	1	53*2mm
* 22	Support ring	Stützring	M13	1	30,7*1mm
* 23	O-ring	O-ring	M13	1	31*2mm
24	Guide pin	Führung	M13	1	14*5mm
25	Spacer	Distanzstück	M13	1	
26	Spring washer	Federring	M13	1	
27	End cover	Giebeldeckel	M13	1	with side port connections

X = Order as required

Ordnung, wie angefordert

NS = Not saw side

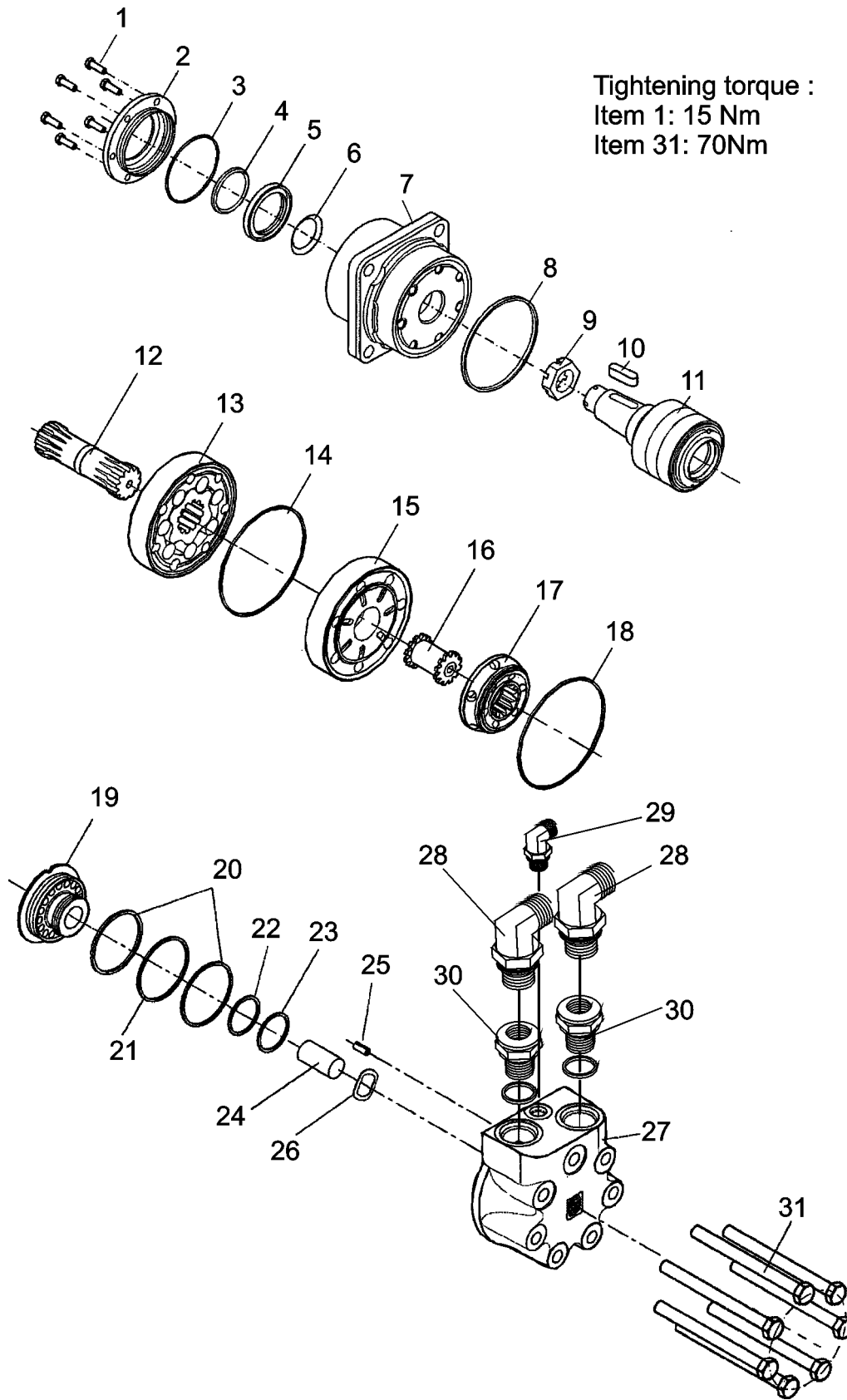
Not saw side

SS = Saw side

Saw side

Hydr.motor TMKW 200/250

Hydr. Motor TMKW 200/250



Hydr.motor TMKW 200/250

Hydr. Motor TMKW 200/250

Item Ref	Description Benennung		Order no Bestellungsnr.	pcs Men	Notes Anmerkung
28	Angle nipple	Winkelnippel	20-90203	2	R 1 1/16
	Angle nipple	Winkelnippel	20-90201	2	R 1 1/16-1/2UNF
	Seal, USIT	Dichtung, USIT		X	1 1/16
29	Nipple	Nippel	20-50204	1	R1/4-7/16UNF Drive motor overflow Antriebsmotor Überfluß
	Angle nipple	Winkelnippel	8-9512-1	1	R 1/4" Drive motor overflow Antriebsmotor Überfluß
	Seal, USIT	Dichtung, USIT	9-1914-20	X	1/4
30	Union	Verschraubung	20-90201	2	1 1/16UNF-1/2"
	Angle nipple	Winkelnippel	8-9715-13	2	R1/2"
	Angle nipple	Winkelnippel	8-9715-15	2	R1/2"7/8"UNF
	O-ring	O-ring		2	OR 29x3
31	Modul M14	Modul M14	151F6683	1	TMKW200
	Modul M14	Modul M14	151F6684	1	TMKW250
	Screw, hex	Sechskantschraube	M14	7	M10x125 TMKW200
	Screw, hex	Sechskantschraube	M14	7	M10x130 TMKW250

X = Order as required Ordnung, wie angefordert

When ordering nipples according to the "R"-standard, the Usit-ring has to be ordered separately. In the "JIC"-standard the Usit-ring is included with the nipple.

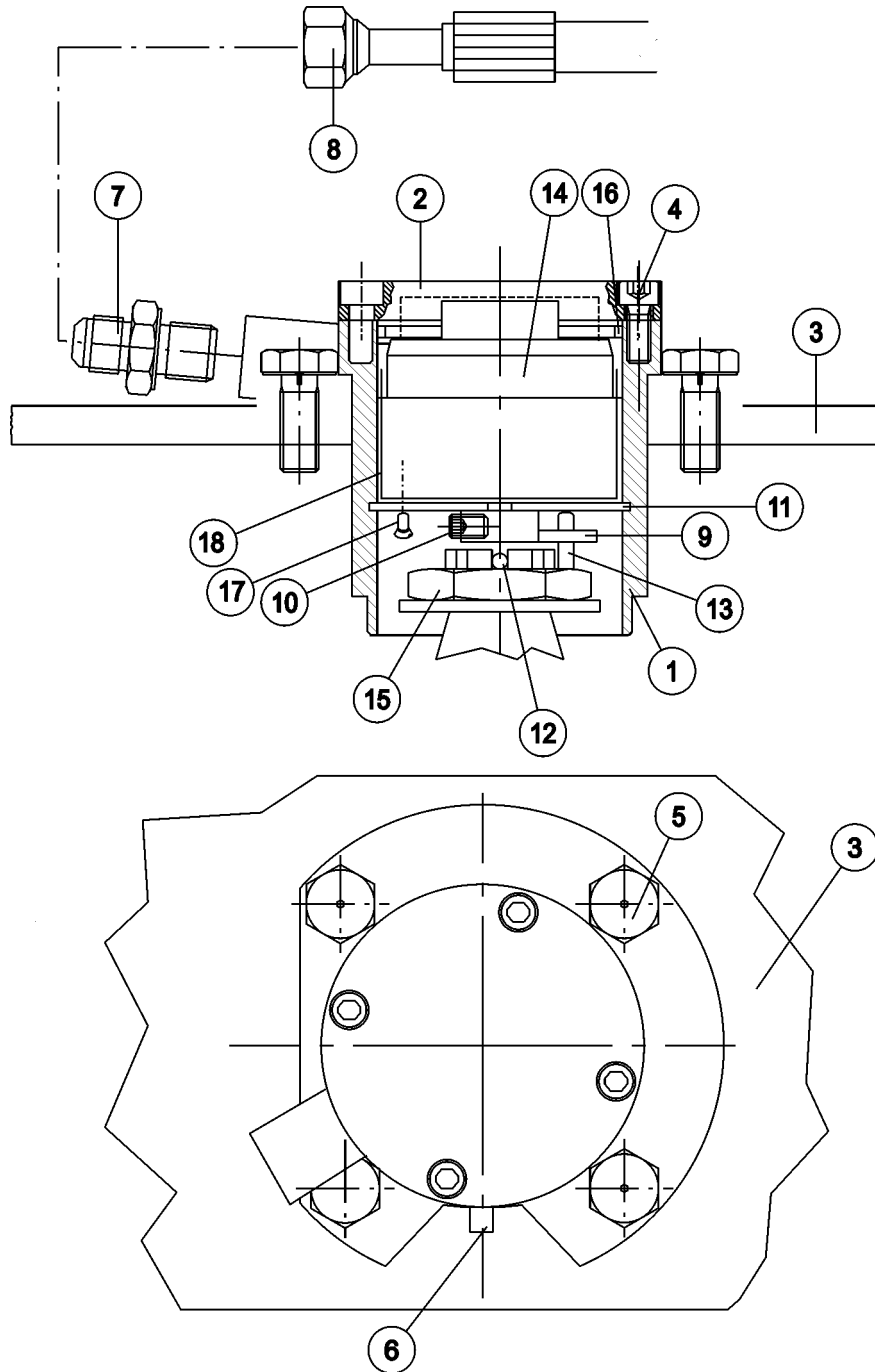
Placement and quantities of parts may vary due to equipment of the machine
Plazierung und Quantitäten Teile können wegen der Ausrüstung der Maschine verändern

Inform manufacturing number when ordering

Informieren Sie Produktion Zahl mit, wenn Sie Ersatzteile bestellen

Track measuring system

Längenausmass



Track measuring system

Längenausmass

Item Ref	Description Benennung	Order no Bestellungsnr.	pcs Men	Notes Anmerkung
1	Housing Gehäuse	20-45218	1	SS / NS Track measuring system Längenausmass
2	Cover Deckel	15-45005	1	
3	Track housing Raupen			
4	Allen screw Inbusschraube	9-0206-16	4	M6x16
5	Screw, hex Sechskantschraube	9-0010-20	4	M10x20
	Lock washer Sicherungsscheibe	9-1310	4	M10 nordlock
6	Key Keil	8-9012-3	1	6*6*30
7	Double nipple Doppelnippel	8-9500-12	1	3/8"-3/8" / 8F40X-S
	Double nipple Doppelnippel	8-9710-16	1	R3/8"-7/8" JIC
8	Hose Schlauch	-	1	
9	Rotor Rotor	3-5125-1	1	
10	Allen screw Inbusschraube	9-0406-20	1	M6x20
11	Circlip Sicherungsring	9-1663	1	ø63x2
12	Split pin Splint	9-1806-63	1	ø6,3x63
13	Allen screw Inbusschraube	9-0204-45	1	M4x45
14	Sensor Geber	3-2150-86	1	EMETA MA 300/50 puls
	Wire Leitung	3-2150-88	1	5m Emeta
	Wire Leitung	3-2150-89	1	2m Emeta
	Wire Leitung	3-2152-17	1	5m Leine&Linde
15	Special nut Spezialmutter	-	1	TMKW motor nut + pin
16	O-ring O-ring	9-2057	1	ø57*2,5
17	Countersunk screw Senkschraube	9-0304-08	3	M4x8
18	Plastic sleeve Plastikhülse	80-75002	1	EMETA ø58/63

X = Order as required

Ordnung, wie angefordert

NS = Not saw side

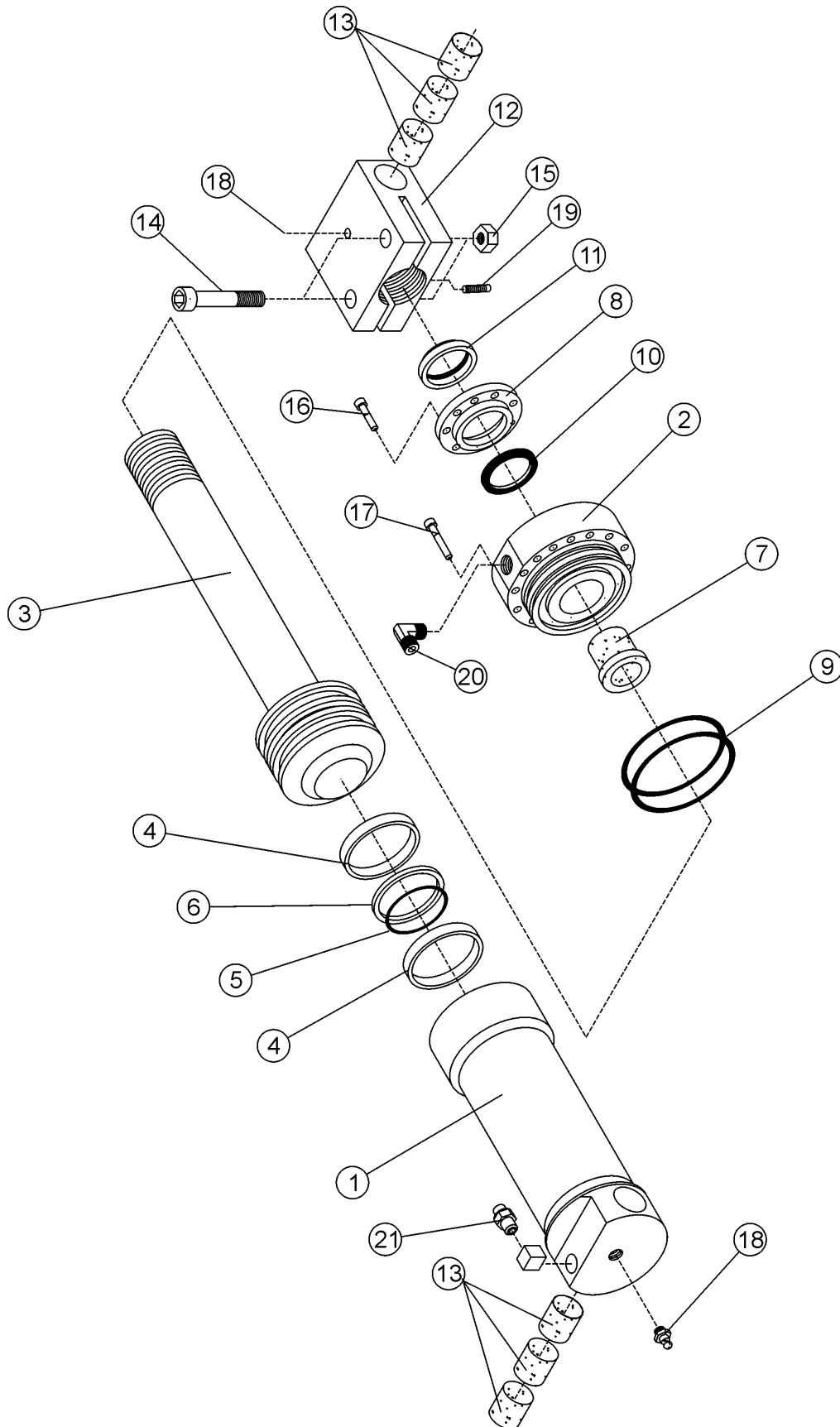
Not saw side

SS = Saw side

Saw side

Track cylinder

Raupenzylinder



Track cylinder

Raupenzylinder

Item Ref	Description Benennung		Order no Bestellungsnr.	pcs Men	Notes Anmerkung
	Track cylinder Seal kit	Raupenzylinder Dichtssatz	3-2104-1 9-2170-30	1 1	Ø70/30 Parts marked with * are included to the seal kit
1	Cylinder pipe	Zylinderaufbuchse	3-2014-6	1	
2	Guide sleeve	Führungshülse	3-3011-4	1	
3	Piston and stem	Kolbe und stange	3-2090	1	Ø70/30
* 4	Slide ring	Gleitring	9-2407-31	2	70,0x7,9x2,5
* 5	O-ring	O-ring	9-2063	1	63,0*5,3
* 6	Piston seal	Kolbendichtung	9-2280	1	SHAMBAN 4,2X66/70
7	Sliding sleeve	Gleithülse	3-3099-3	1	ø45/30-26
8	Support ring	Stützring	3-4014-2	1	
* 9	O-ring	O-ring	9-2066	1	66*2,6
* 10	Stem seal Kolbenstangendichtung		9-2330	1	Ø30/40-10
* 11	Wiper ring	Reinigender Ring	9-2530	1	Ø30/40-7/10
12	Stem eye	Armöse	20-40001	1	
13	Bushing	Buchse	8-5025-1	5	WB802 ø25/28-25
	Bushing	Buchse	8-5025-2	1	WB802 ø25/28-30
14	Screw, hex	Sechskantschraube	9-0212-5	2	M12x50
15	Lock nut	Schlossmutter	9-1112	2	M12 nyloc
16	Allen screw	Inbusschraube	9-0206-25	7	M6x25
17	Allen screw	Inbusschraube	9-0206-45	16	M6x45
18	Grease nipple	Schmiernippel	9-2800	X	R1/8
	Grease nipple	Schmiernippel	9-2805	X	R1/8 45°
19	Retaining screw	Sicherungsschraube	9-0406-10	1	M6x10
20	Angle nipple	Winkelnippel	8-9715-12	1	3/8"-3/4" UNF
21	Double nipple	Doppelnippel	8-9710-11	1	3/8"

X = Order as required

Ordnung, wie angefordert

NS = Not saw side

Not saw side

SS = Saw side

Saw side

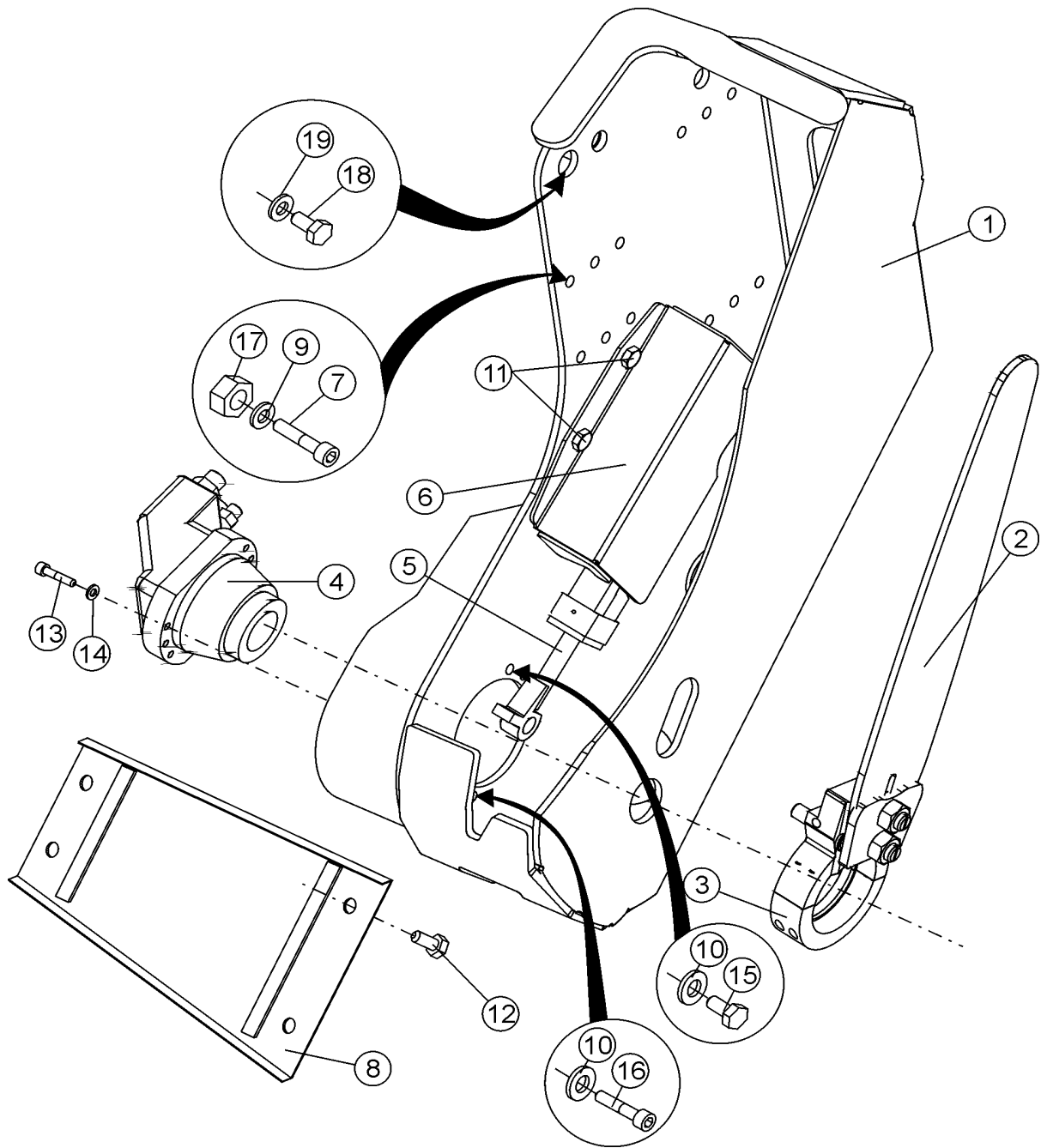
7. Saw casing

Sägegehäuse



Saw casing

Sägegehäuse



Saw casing

Sägegehäuse

Item Ref	Description Benennung		Order no Bestellungsnr.	pcs Men	Notes Anmerkung
1	Housing	Gehäuse	5-2300	1	F11-10, F11-14
	Housing	Gehäuse	5-2301	1	F11-19
2	Saw bar	Sägestab	8-0022	1	22"
	Saw chain	Sägekette	8-0022-1	1	404 Z=74 (22")
3	Saw bar mount	Sägestabeinfassung	4-4113-10	1	F11-19
	Saw bar mount	Sägestabeinfassung	20-55070	1	F11-10, F11-14
4	Hydr. motor	Hydr. Motor	8-9020-6	1	Volvo F11-10/K
	Hydr. motor	Hydr. Motor	8-9023-1	1	Volvo F11-14/K
	Hydr. motor	Hydr. Motor	8-9021-6	1	Volvo F11-19/K
5	Cylinder, saw	Zylinder, Säge	4-4131-1	1	See page 62
	Bolt	Bolzen	30-55205	1	Top of saw cylinder Oberteil, sägezylinder
6	Sensor cover	Geberschutz	5-2300-23	1	
7	Allen screw	Inbusschraube	9-0212-35	X	M12x35
8	Protective cover Schutzdeckel		20-55227	1	
9	Lock washer	Sicherungsscheibe	9-1312	X	M12 Nordlock
10	Lock washer	Sicherungsscheibe	9-1316	X	M16 Nordlock
11	Allen screw	Inbusschraube	9-0210-35	X	M10x35
12	Screw, hex	Sechskantschraube	9-0016-4	4	M16x40 10.9 DIN933
13	Allen screw	Inbusschraube	9-0210-3	X	M10x30 F11-19
	Allen screw	Inbusschraube	9-0210-35	X	M10x35 F11-10, F11-14
14	Lock washer		9-1310	X	M10 Nordlock
15	Screw, hex	Sechskantschraube	9-0016-45	X	M16x45 VOAC F11-19
16	Allen screw	Inbusschraube	9-0216-3	X	M16x30 VOAC F11-19
17	Lock nut	Schlossmutter	9-1112-K	1	M12 nyloc (high)
18	Screw, hex	Sechskantschraube	9-0016-35	X	M16x35
19	Washer	Scheibe	9-1216	X	M16
	Hose holder	Schlauchhalter	4-4204	1	
	Screw, hex	Sechskantschraube	9-0008-16	2	M8x16
	Motor hose connectors motor F11-19	Verschraubungen / motor			
	Double nipple	Doppelnippel	8-9500-17	2	R3/4"-3/4"
	Seal, USIT	Dichtung, USIT	9-1927-35	2	3/4"
	Double nipple	Doppelnippel	8-9710-17	2	3/4"-1 1/16"UNF
	Double nipple	Doppelnippel	8-9500-12	1	3/8"-3/8" 26-04000-06
	Seal, USIT	Dichtung, USIT	9-1917-24	1	3/8
	Double nipple	Doppelnippel	8-9710-12	1	R3/8"-3/4"UNF

X = Order as required

Ordnung, wie angefordert

NS = Not saw side

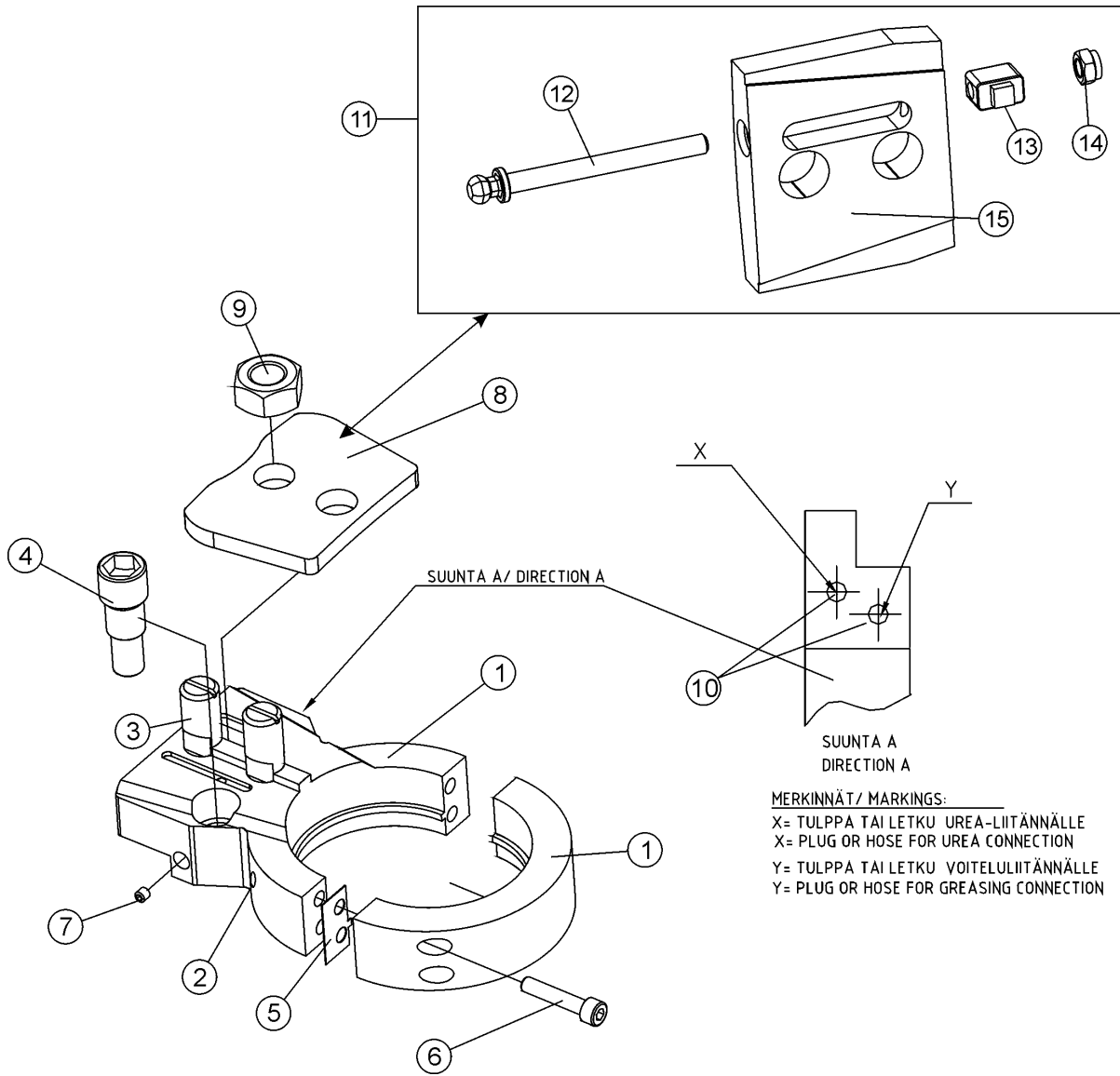
Not saw side

SS = Saw side

Saw side

Saw bar mount

Sägestabeinfassung



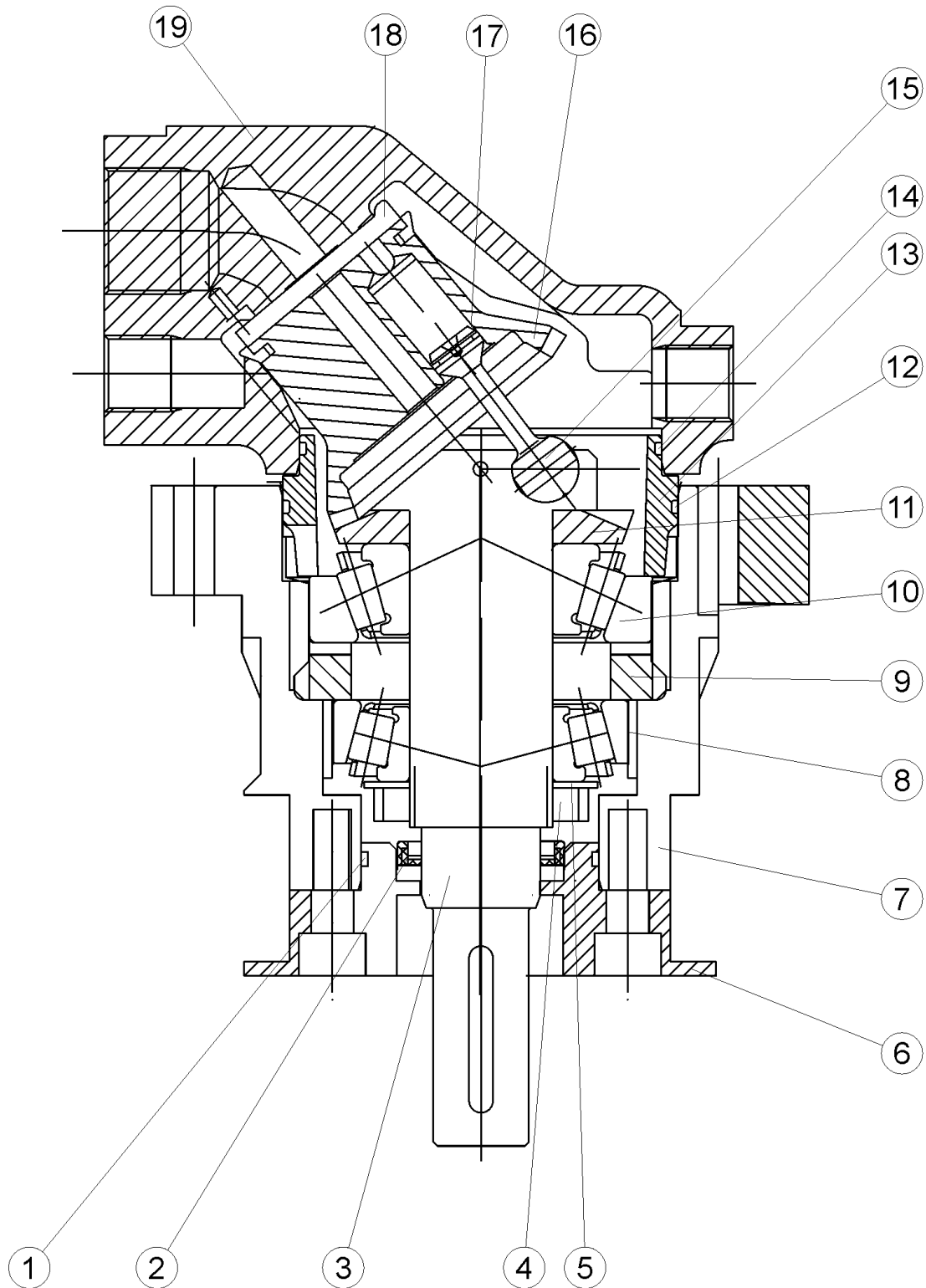
Saw bar mount

Sägestabeinfassung

Item Ref	Description Benennung		Order no Bestellungsnr.	pcs Men	Notes Anmerkung
1	Saw bar mount	Sägestabeinfassung	20-55070	1	F11-14
2	Grease nipple	Schmiernippel	9-2800	1	R1/8"
3	Screw	Schraube	4-4150-1	2	short
4	Cylinder pin	Zylinderstift	20-55075	1	Cylinder,sawZylinder,Säge
5	Shim	Regelplatte	-	2	
6	Allen screw	Inbusschraube	9-0210-5	4	M10x50
7	Retaining screw	Sicherungsschraube	9-0406-10	1	M6x10
8	Mounting plate	Befestigungsplatte	4-3135	1	
9	Nut	Mutter	9-1020	1	M20
10	Hose	Schlauch	8-9307-61	1	0,5m with cover spiral 1/8"BSPT - 1/4" BSP SK
11	Chain tensioner	Kettenspanner	20-95209	1	Auxiliary. Zusatz.
12	Adjusting screw	Einstellungsschraube	20-15204	1	
13	Tension adjustment piece Spannung Justage teil		20-15203	1	
14	Nut	Mutter	9-1008-1	1	M8 special
15	Lock plate	Verriegelungsplatte	20-15205	1	
	Plug	Stopfen	8-9620-11	1	R1/8"
	Hose	Schlauch	-	1	Saw lubrication Sägeschmierung
	Reducing nipple	Reduzierstück	8-9702-13	1	SK 1/4"-UK 9/16" JIC
	Check valve	Richtungsventil	8-3005-1	1	R1/4"
	Seal, USIT	Dichtung, USIT	9-1914-20	1	1/4"
	Hose	Schlauch	-	1	Saw lubrication Sägeschmierung -> Valve block Ventilblock

Saw motor F11-10/K

Sägemotor F11-10/K



40-50000.dwg

Saw motor F11-10/K

Sägemotor F11-10/K

Item Ref	Description Benennung		Order no Bestellungsnr.	pcs Men	Notes Anmerkung
	Hydr.motor	Hydr. Motor	8-9020-6	1	Volvo F11-10/K
	Seal kit	Dichtssatz	8-9020-5	1	Includes parts ref 1,2,12,14 Enthaltet Stück Nr. 1,2,12,14
1	O-ring	O-ring	9-2045-2	1	OR 45x2
2	Oil seal	Öldichtung	9-2305-1	1	ATD 25/35-5
3	Output shaft Zapfwelle		8-9020-9	1	
4	Axle nut	Achsmutter	8-9020	1	
5	Lock washer	Sicherungsscheibe	8-9020	1	
6	End plate	Endplatte	4-4148-1	1	F11-10
7	Bearing housing	Lagerghäuse	4-4115-1	1	F11-10
8	Bearing	Lager	8-9020	1	
9	Spacer ring	Zwischenring	8-9020	1	
10	Bearing	Lager	8-9020	1	
11	Timing gear Steuerrad		8-9020	1	
12	O-ring	O-ring	9-2078	1	OR 78x2
13	Guide sleeve	Führungshülse	8-9020	1	Includes O-rings Enthaltet O-ringe
14	O-ring	O-ring	9-2069-2	1	OR 69x2
15	Piston	Kolbe	8-9020-8	5	Includes parts ref 17 Enthaltet Stück Nr. 17
16	Cylinder barrel	Laufbuchse	8-9020	1	
17	Piston ring	Kolbenring	8-9020	15	
18	Valve plate	Ventilplatte	8-9020-7	1	3701895
	Valve plate	Ventilplatte	8-9020-70	X	3795088 bimetal heavy duty
19	Housing	Gehäuse	8-9020	1	

X = Order as required

Ordnung, wie angefordert

NS = Not saw side

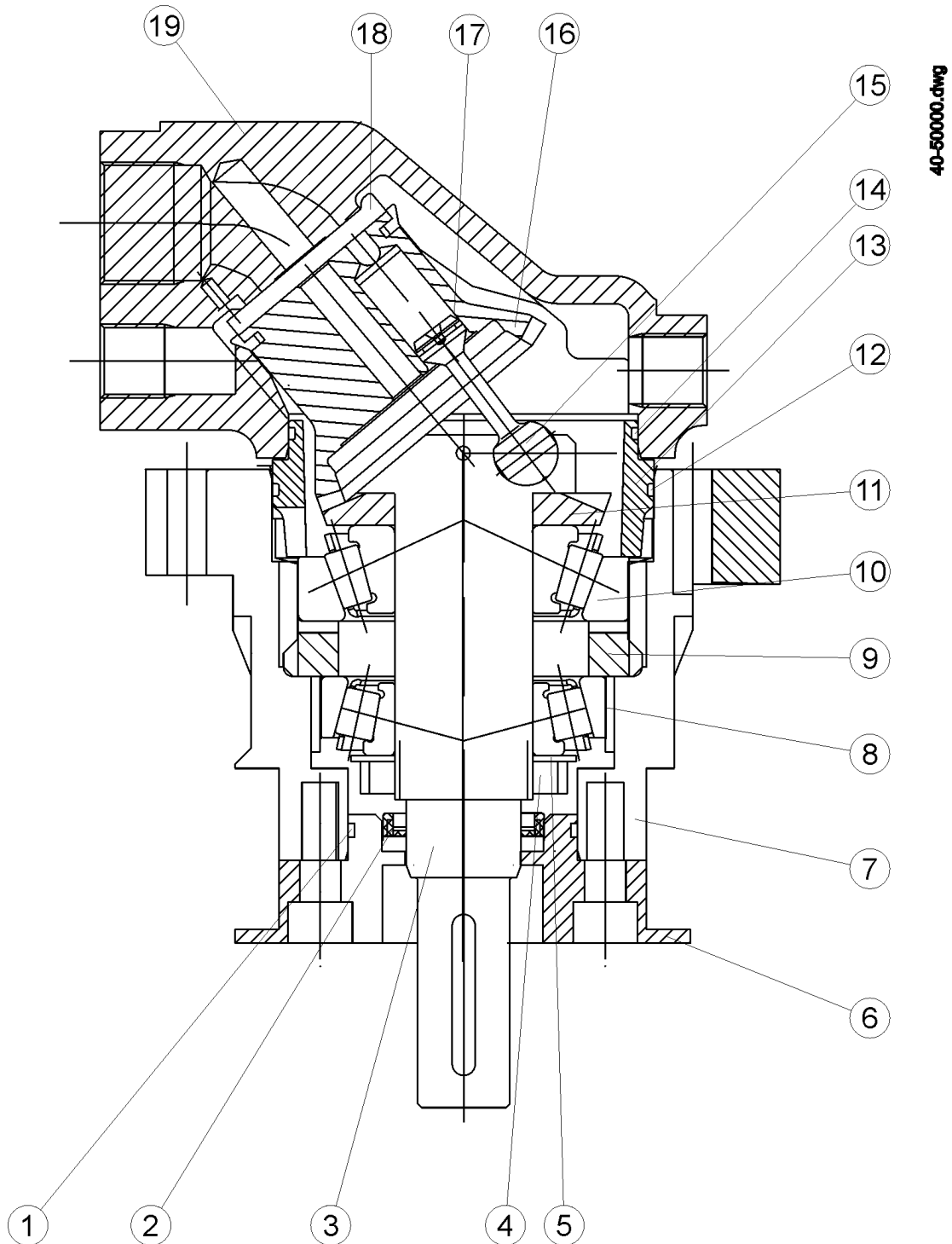
Not saw side

SS = Saw side

Saw side

Saw motor F11-14/K

Sägemotor F11-14/K



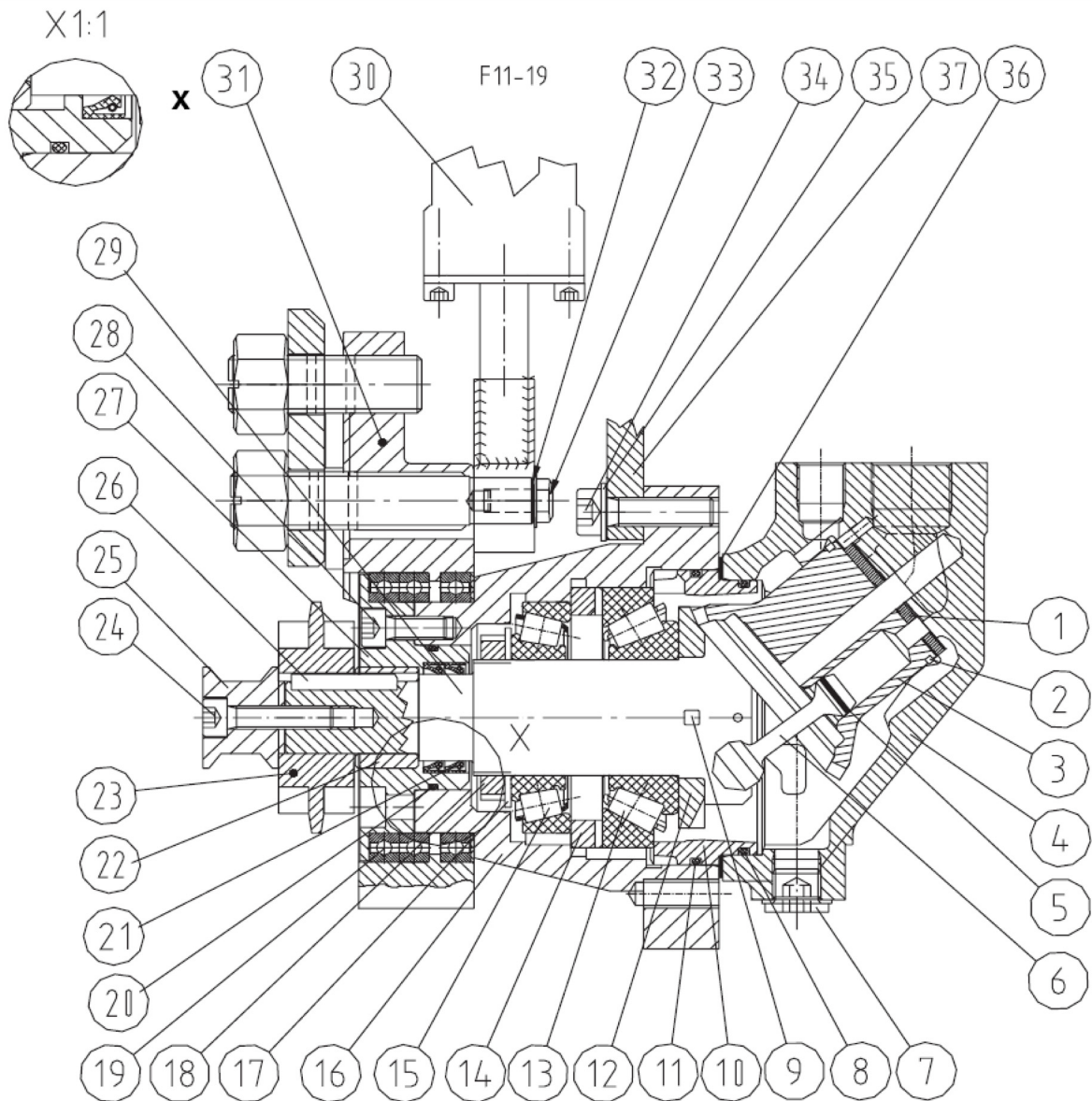
Saw motor F11-14/K

Sägemotor F11-14/K

Item Ref	Description Benennung	Order no Bestellungsnr.	pcs Men	Notes Anmerkung	
	Hydr. motor Seal kit	Hydr. Motor Dichtssatz	8-9023-1 8-9023-21	1 1	Volvo F11-14/K Includes parts ref 1,2,12,14 Enthaltet Stück Nr. 1,2,12,14
1	O-ring	O-ring	9-2047-2	1	OR 45x2
2	Shaft seal	Öldichtung	8-9023-31	1	ATD 27/39-6
3	Output shaft Zapfwelle		8-9020-9	1	F11-14
4	Axle nut	Achsmutter	906634	1	
5	Lock washer	Sicherungsscheibe	3700954	1	
6	End plate	Endplatte	20-50201	1	F11-14
7	Motor body	Motorkörper	4-4115-1	1	
8	Bearing	Lager	118201	1	
9	Spacer ring	Zwischenring	3795832	1	
10	Bearing	Lager	3798537	1	
11	Timing gear Steuerrad		118201	1	
12	O-ring	O-ring	9-2078	1	OR 78x2
13	Guide sleeve	Führungshülse	8-9020	1	Includes O-rings Enthaltet O-ringe
14	O-ring	O-ring	9-2069-2	1	OR 69x2
15	Piston	Kolbe	3782828	5	Includes parts ref 17 Enthaltet Stück Nr. 17
16	Cylinder barrel	Laufbuchse	3782829	1	
17	Piston ring	Kolbenring	8-9020	15	
18	Valve plate	Ventilplatte	8-9023-5	1	
19	Housing	Gehäuse	9783214	1	
	Drive gear	Ritzel	8-9112	1	z=11

Saw motor F11-19

Sägemotor F11-19



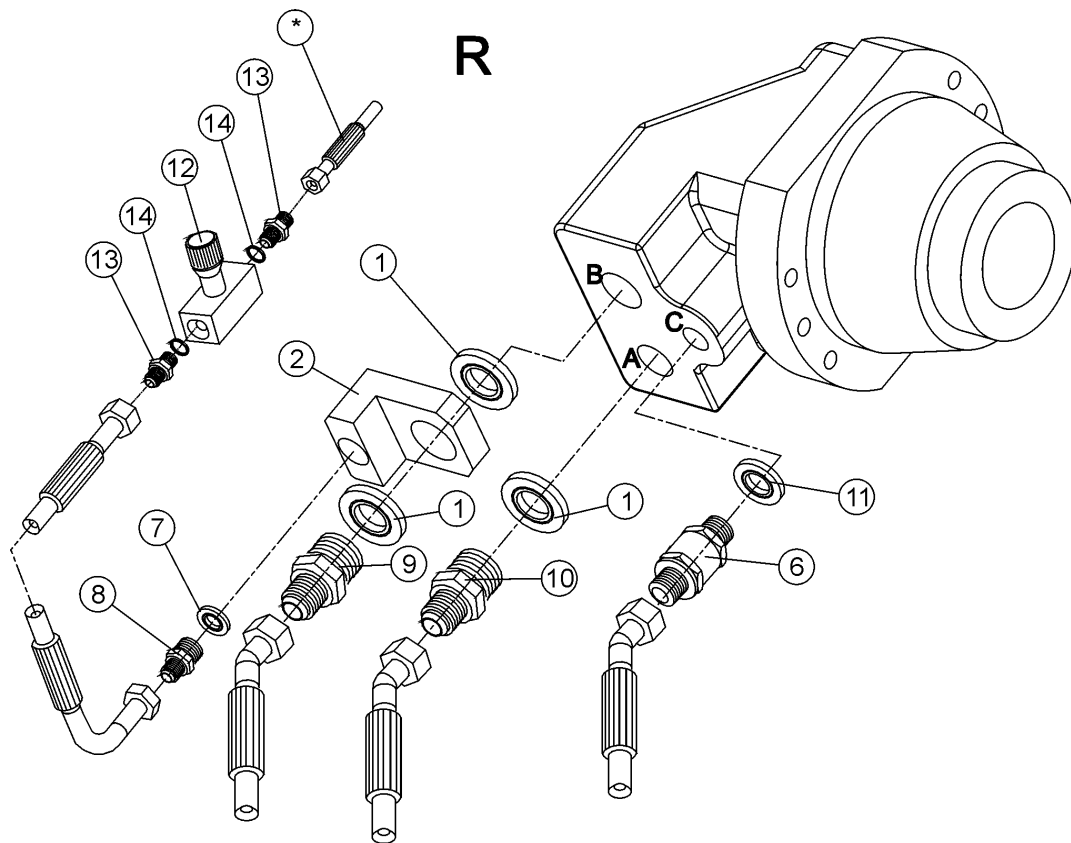
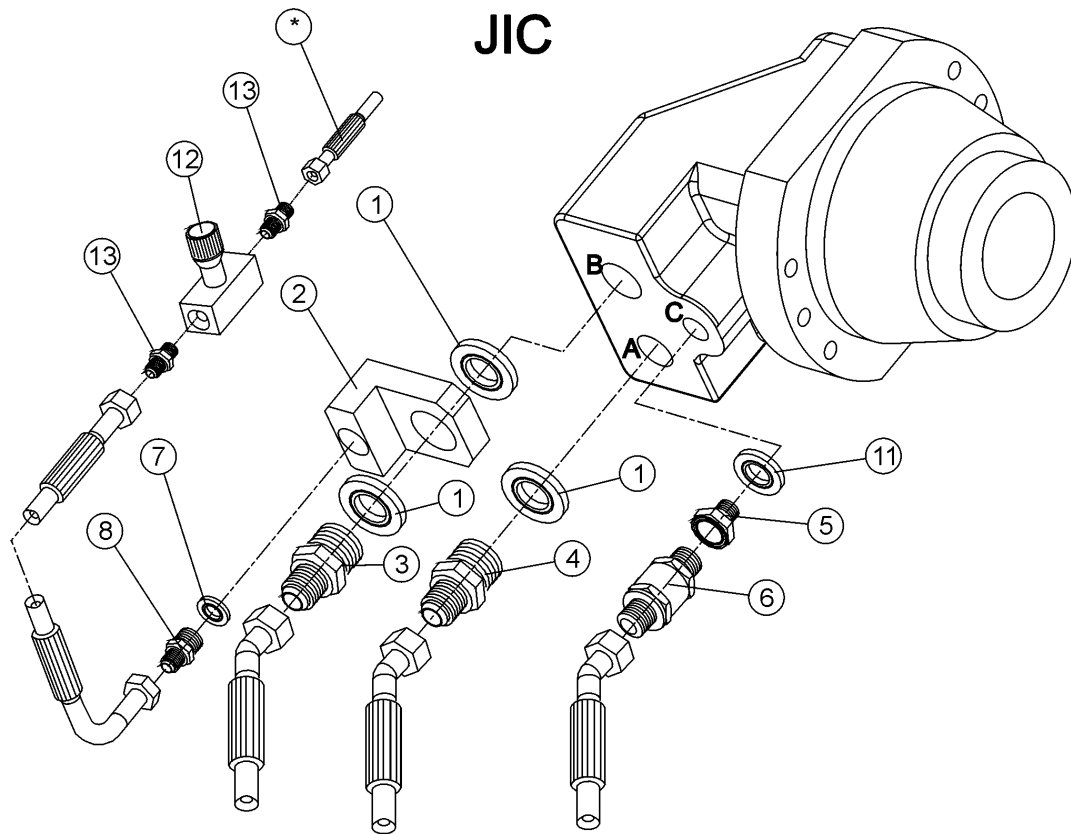
Saw motor F11-19

Sägemotor F11-19

Item Ref	Description Benennung		Order no Bestellungsnr.	pcs Men	Notes Anmerkung
	Hydr.motor	Hydr. Motor	8-9021-0	1	Volvo F11-19/R
	Hydr.motor	Hydr. Motor	8-9021-6	1	Volvo F11-19/K
	Seal kit	Dichtssatz	8-9021-5	1	Includes parts ref 8,11,20,21 Enthaltet Stück Nr. 8,11,20,21
1	Valve plate	Ventilplatte	8-9021-7	1	(72846)
2	Cylinder drum retainer	Laufbuchsehalter	8-9021-11	1	(72686)
3	Cylinder barrel	Laufbuchse	8-9021-10	1	(3702959)
4	Cylinder block	Zylinderblock	8-9021-09	1	(3706487)
	Repair kit	Reparatursatz	8-9021-K	1	Includes parts ref 1, 2, 3, 6 and seal kit Enthaltet Stück Nr. 1, 2, 3, 6 und dichtsatz
5	Piston ring	Kolbenring	8-9021-12	5	(3705969)
6	Piston	Kolbe	8-9021-8	5	Compl.with piston rings(3708658)
7	Plug	Stopfen	8-9620-09	1	R 3/8" (944506)
8	O-ring	O-ring	9-2089	1	OR 89.5x3
9	Key	Keil	8-9021-3	1	(3792207) for timing gear 7*8*35
10	Guide sleeve	Führungshülse	8-9021	1	(3797260) includes o-rings
11	O-ring	O-ring	9-2094	1	OR 94.5x3
12	Timing gear	Steuerrad	8-9021-79	1	(3795833)
13	Bearing	Lager	8-9021-81	1	(3797156)
14	Spacer ring	Zwischenring	8-9021-82	3	(73384)
15	Bearing	Lager	8-9021-83	1	(118202)
16	Bearing housing	Lagerghäuse	4-4115	1	
17	Lock washer	Sicherungsscheibe	8-9021-84	1	(907026)
18	Shaft nut	Achsmutter	8-9021-85	1	(906636)
19	Bearing	Lager	8-3101-1	2/3	61816-2RS
	Bearing	Lager	8-3101-2	1/3	61816-Y
20	O-ring	O-ring	9-2045-2	1	OR 45x2
21	Shaft seal	Öldichtung	9-2305-3	2	ø30/40-6
22	Bush	Hülse	4-4145-3	1	F11-19/K
23	Drive sprocket	Kettenrad	8-9112-1	1	Z=11
24	Allen screw	Inbusschraube	9-0208-35	1	M8x35
25	Bush	Hülse	4-4147-2	1	F11-19/K
26	Key	Keil	8-9021-3	1	Volvo F11-19 8x7-35
27	End plate	Endplatte	4-4148-3	1	double shaft seal
28	Allen screw	Inbusschraube	9-0208-2	8	M8x20
29	Drive shaft	Antriebsachse	8-9021-9	1	(3796087)
30	Cylinder,saw	Zylinder,Säge	25-65002	1	
31	Frame	Rahmen	4-4113-10	1	F11-19
	Saw bar mount	Sägestabeinfassung			Urea Model
32	Washer	Scheibe	9-3008-25	1	M8/25
33	Screw, hex	Sechskantschraube	9-0008-16	1	M8x16
34	Allen screw	Inbusschraube	9-0210-3	X	M10x30
35	Lock washer	Sicherungsscheibe	9-1310	X	Nordlock M10
36	Shim	Regelplatte	8-9021-71	1	3797421
37	Saw casing	Sägegehäuse	25-55033	1	

Motor hose connectors

Verschraubungen / motor



Motor hose connectors

Verschraubungen / motor

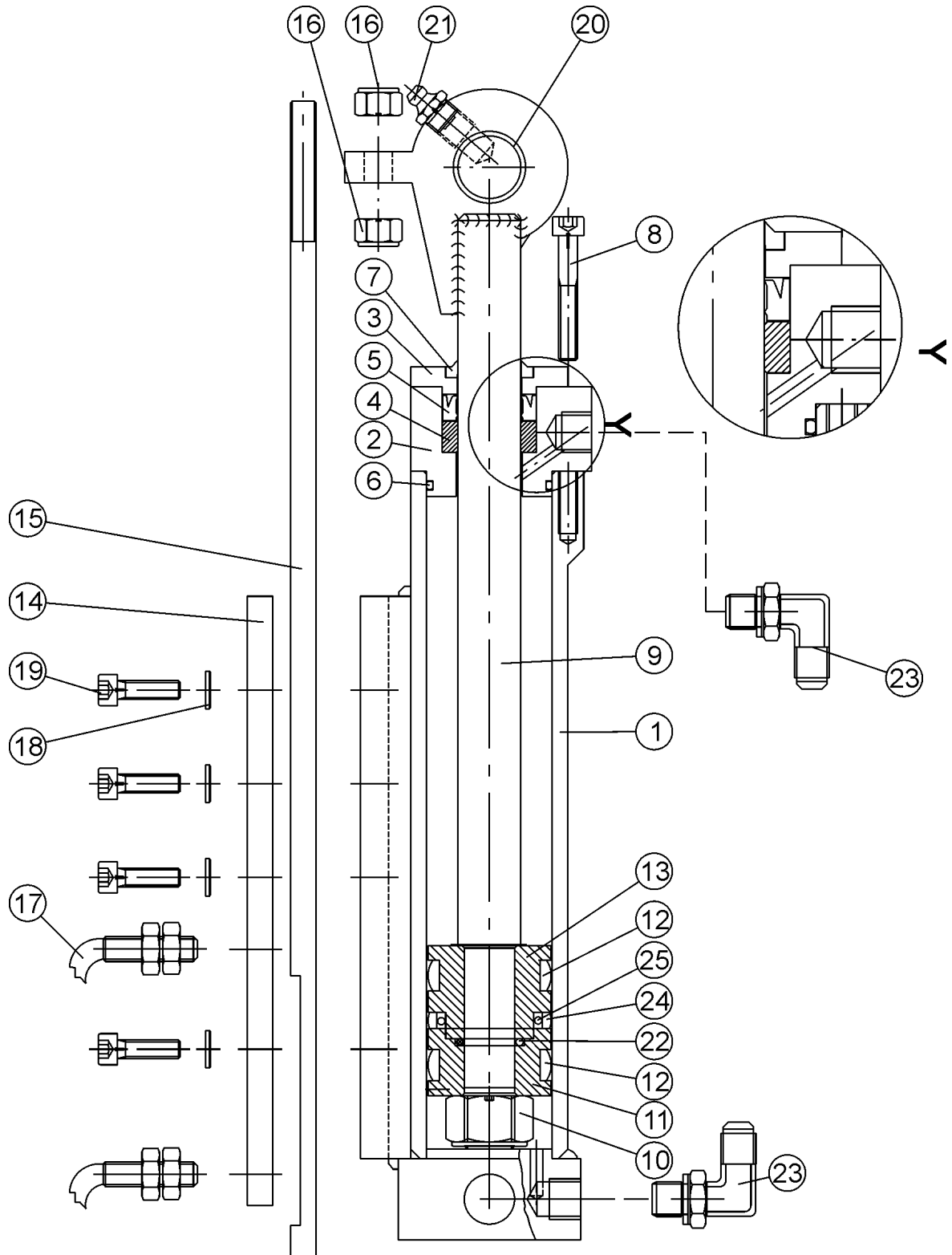
Item Ref	Description Benennung	Order no Bestellungsnr.	pcs Men	Notes Anmerkung
	For F11-14			
1	Seal, USIT	Dichtung, USIT	9-1927-35	X 3/4"
2	Adapter	Adapter	20-75216	1 KETO
3	Double nipple	Doppelnippel	4-5142-13	1 R3/4"-UNF 1 1/16"
4	Double nipple	Doppelnippel	8-9710-17	1 R3/4"-1 1/16"UNF
5	Reducing nipple	Reduzierstück	8-9515-21	1 3/8-BSP-3/4 JIC
6	Check valve	Richtungsventil	8-3005-05	1 R3/8"
7	Seal, USIT	Dichtung, USIT	9-1918-25	1 9/16"
8	Double nipple	Doppelnippel	8-9710-10	1 R1/4"-9/16UNF
	Restrictor	Drosselblende	9-0430-3	1 1/4"x10 ø7mm
9	Double nipple	Doppelnippel	8-9500-21	1 KETO
10	Double nipple	Doppelnippel	8-9500-10	1 R1/4"-1/4" 26-0400-04
11	Seal, USIT	Dichtung, USIT	9-1917-24	1 3/8
12	Flow control valve	Durchflussregler	8-2025-14	1 1/4" 9F400S
13	Double nipple	Doppelnippel	8-9710-10	1 R1/4"-9/16UNF
	Double nipple	Doppelnippel	8-9500-10	1 R1/4"-1/4" 26-0400-04
14	Seal, USIT	Dichtung, USIT	9-1914-20	1 1/4"
*	Hose	Schlauch	-	1 Saw cylinder bottom Sägezylinderunterseite

X = Order as required

Ordnung, wie angefordert

Cylinder,saw

Zylinder,Säge



Cylinder,saw

Zylinder,Säge

Item Ref	Description Benennung		Order no Bestellungsnr.	pcs Men	Notes Anmerkung
	Cylinder,saw	Zylinder,Säge	4-4131-1	1	Compl. Vollst.
	Seal kit	Dichtssatz	9-2132-16	1	Parts marked with * are included to the seal kit
1	Cylinder barrel	Laufbuchse	3-4071-2	1	
2	Guide sleeve	Führungshülse	3-4071-11	1	
3	Sliding sleeve	Gleithülse	3-4071-3	1	
4	Support ring	Stützring	3-6071-4	1	ø 20/30-10
* 5	Stem seal tung	Kolbenstangendichtung	9-2316-1	1	ø16/25-5.6
* 6	O-ring	O-ring	9-2028	1	OR 28X2,6
* 7	Wiper	Wiper	9-2516	1	16/22-3/4
8	Allen screw	Inbusschraube	9-0206-45	4	M6x45
9	Rod and stem eye	Stange und öse	3-4071-51	1	
10	Lock nut	Schlossmutter	9-1112	1	M12 nyloc
11	Piston upper part	Kolben Oberteil	3-4071-6	1	
* 12	Sliding sleeve	Gleithülse	9-2406-3	2	2,5X6,0X90
13	Piston lower part	Kolben unterteil	3-4071-7	1	
14	Mounting plate	Befestigungsplatte	3-4114-12	1	
15	Slide	Schieber	3-4114-74	1	
16	Lock nut	Schlossmutter	9-1108	2	M8 nyloc
17	Sensor	Geber	8-1000	3	M8x1 ind
	Sensor	Geber	8-1000-1	2	8 x 1 BALLUF BES516-343-E4-C-PU-3
18	Washer	Scheibe	9-1206	3	M6
19	Allen screw	Inbusschraube	9-0206-2	3	M6x20
20	Bushing	Buchse	8-5016-2	2	WB800 ø16/18-20 BRM-10
21	Grease nipple	Schmiernippel	9-2800	1	R1/8"
22	O-ring	O-ring	9-2012-1	1	OR 12X2
23	Angle nipple	Winkelnippel	8-9715-10	8	R1/4"-9/16"
	Angle nipple	Winkelnippel	8-9512-10	8	R1/4" 90°
24	Piston seal	Kolbendichtung	9-2217-2	1	SHAMBAN 3,2x28,6/32
25	O-ring	O-ring	9-2024-5	1	OR 24,5x2.6
	Bolt	Bolzen	30-55205	1	Top of saw cylinder Oberteil, sägezylinder

X = Order as required

Ordnung, wie angefordert

NS = Not saw side

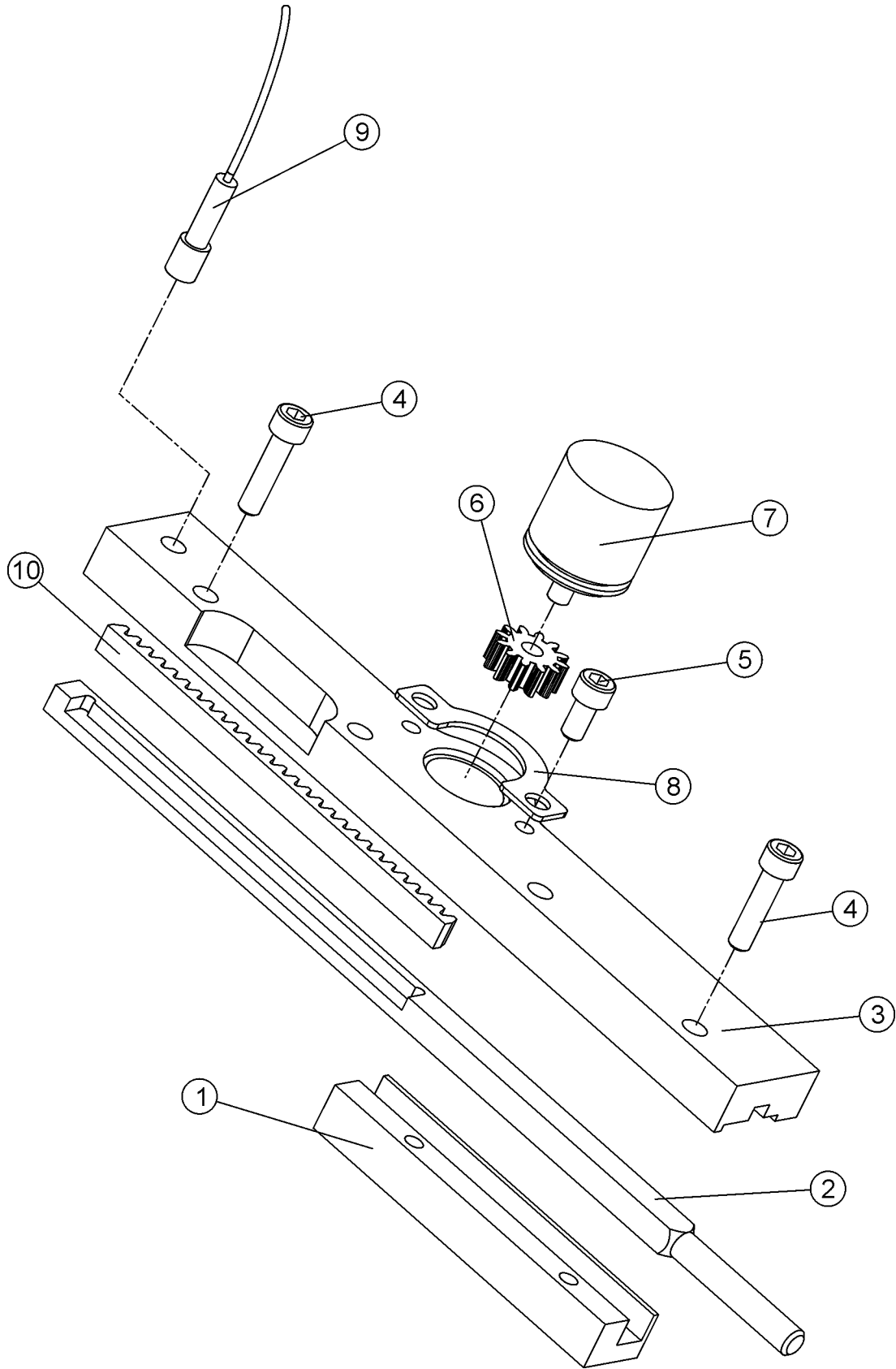
Not saw side

SS = Saw side

Saw side

Sensor, rotating

Geber, rotierend



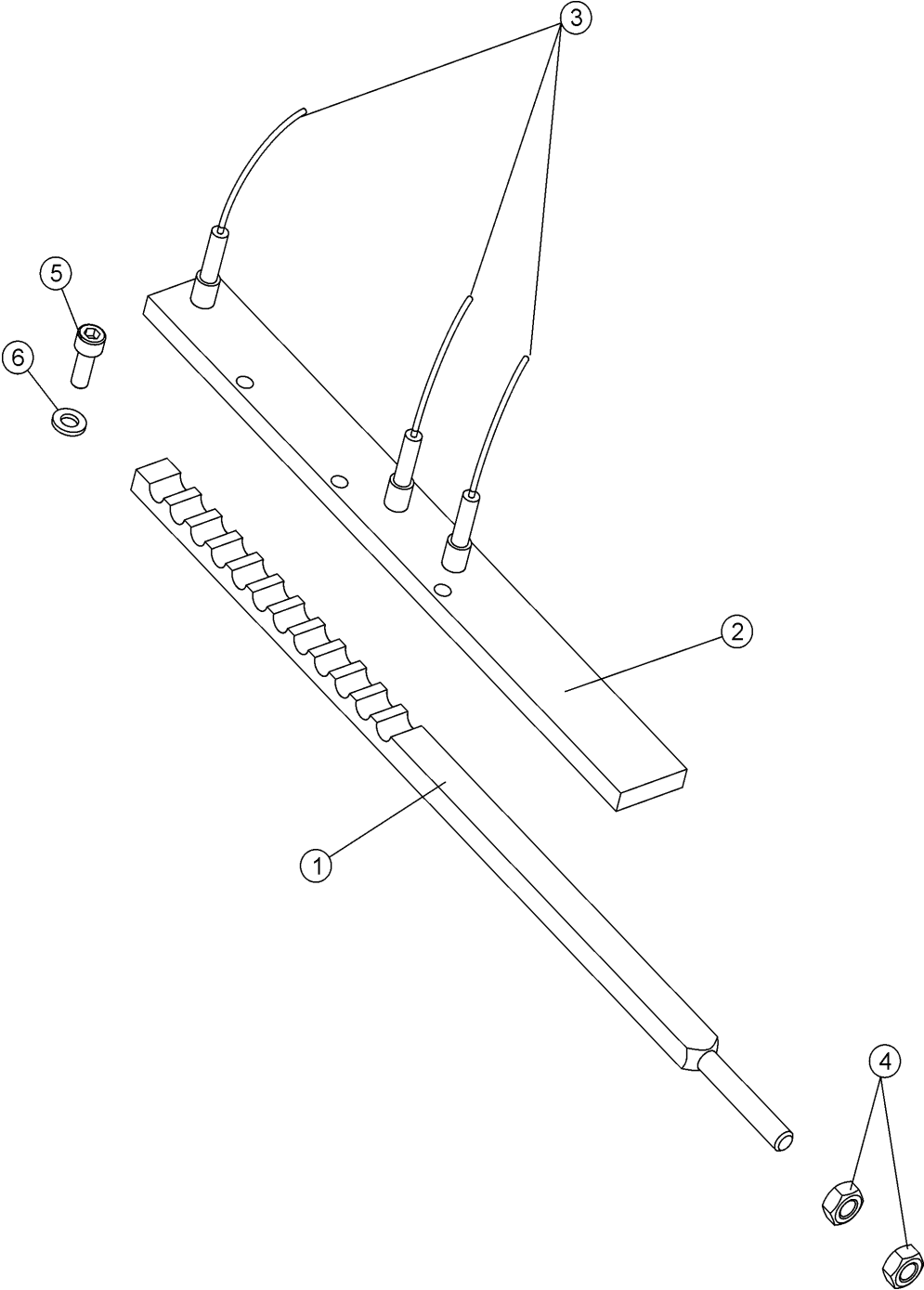
Sensor, rotating

Geber, rotierend

Item Ref	Description Benennung	Order no Bestellungsnr.	pcs Men	Notes Anmerkung
	Sensor, rotating Geber, rotierend	20-65005	1	Compl. Vollst. Cylinder,saw Zylinder,Säge
1	Guide piece Steuerstück	20-65002	1	
2	Slide Schieber	20-65001	1	
3	Mounting plate Befestigungsplatte	20-65004	1	
4	Allen screw Inbusschraube	9-0206-25	4	M6x25
5	Allen screw Inbusschraube	9-0206-12	2	M6x12
6	Gear Zahnrad	15-65016	1	Z=12
7	Sensor Geber	3-2150-85	1	Emeta 50puls
8	Mounting plate Befestigungsplatte	-	1	
9	Sensor Geber	8-1000	1	M8x1 ind
10	Gear rack Zahnstange	20-65007	1	

Inductive sensor

Induktiv geber



Inductive sensor

Induktiv geber

Item Ref	Description Benennung	Order no Bestellungsnr.	pcs Men	Notes Anmerkung
	Inductive sensor Induktiv geber	-	1	Compl. Vollst. Cylinder,saw Zylinder,Säge
1	Slide Schieber	3-4114-74	1	
2	Mounting plate Befestigungsplatte	3-4114-13	1	
3	Sensor Geber	8-1000	3	M8x1 ind
4	Lock nut Schlossmutter	9-1108	2	M8 nyloc
5	Allen screw Inbusschraube	9-0206-2	3	M6x20
6	Lock washer Sicherungsscheibe	9-1306	3	M6 Nordlock

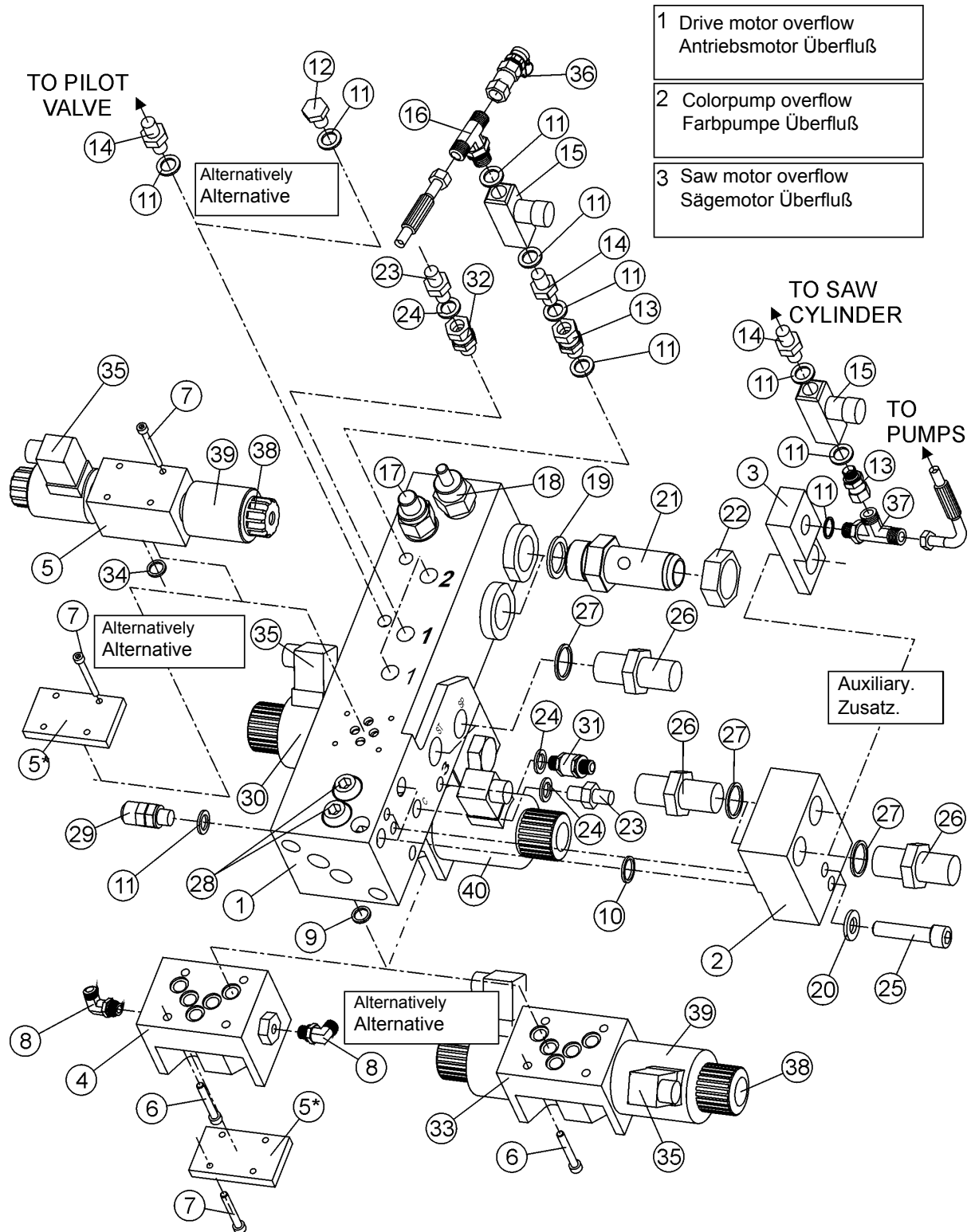
8. Valve blocks

Ventilgruppe



Valve block, large

Ventilblock, groß



Valve block, large

Ventilblock, groß

Item Ref	Description Benennung		Order no Bestellungsnr.	pcs Men	Notes Anmerkung
1	Valve block, large	Ventilblock, groß	20-75039	1	
2	Adapter block	Adapterblock	20-75201	1	For hoses
3	Adapter	Adapter	20-75216	1	Auxiliary. Zusatz. Pilot valve Vorsteuerventil
4	Directional valve	Wegeventile	8-2035-45	1	Auxiliary. Zusatz. Pilot valve Vorsteuerventil
5	Directional valve 24V 2-coil NS06	Wegeventile	8-2021-25	1	Hägglund/Denison 4D01-3203-A302-B1-GOQ Slow feeding valveZubringerventil, langsam
	Nut	Mutter	8-2020-72	X	Reverse Zurück NS06
	Armature	Anker	8-2020-74	X	NS06
	Coil	Spule	8-2020-7	X	NS06
	Restrictor	Drosselblende	-	X	For EPEC 3,5mm, MITRON 2mm
5*	Covering plate	Deckplatte	20-75223	3	Auxiliary. Zusatz. Pilot valve Vorsteuerventil
6	Allen screw	Inbusschraube	9-0206-4	12	M6x40 NS10
7	Allen screw	Inbusschraube	9-0205-3	4	M5x30 NS06
8	Angle nipple	Winkelnippel	8-9513-11	X	90 R1/4"mutt. -1/8" Pilot valve Vorsteuerventil
9	O-ring	O-ring	9-2012-1	15	12x2 NS10
10	O-ring	O-ring	9-2020	2	20x2,6
11	Seal, USIT	Dichtung, USIT	9-1914-20	X	1/4"
12	Plug	Stopfen	8-9620-08	1	1/4"
	Double nipple	Doppelnippel	8-9500-10	1	R1/4"-1/4" Color marking Farbmarkierung

X = Order as required Ordnung, wie angefordert

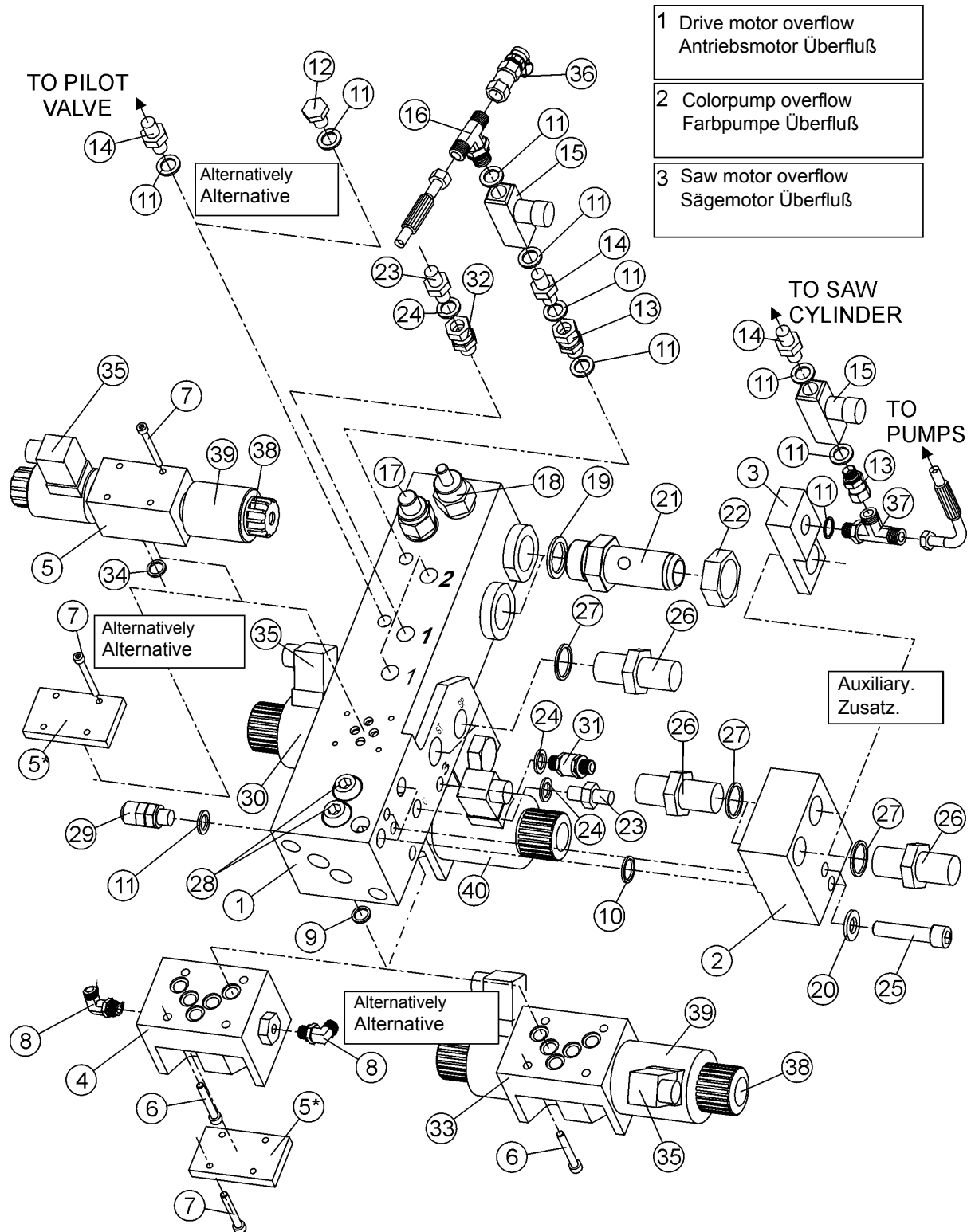
When ordering nipples according to the "R"-standard, the Usit-ring has to be ordered separately. In the "JIC"-standard the Usit-ring is included with the nipple.

Placement and quantities of parts may vary due to equipment of the machine
Plazierung und Quantitäten Teile können wegen der Ausrüstung der Maschine verändern

Inform manufacturing number when ordering
Informieren Sie Produktion Zahl mit, wenn Sie Ersatzteile bestellen

Valve block, large

Ventilblock, groß



Valve block, large

Ventilblock, groß

Item Ref	Description Benennung	Order no Bestellungs-nr.	pcs Men	Notes Anmerkung
13	Union Verschraubung	8-9503-10	1	R1/4"-1/4"
14	Double nipple Doppelnippel	8-9500-10	X	R1/4"-1/4"
	Double nipple Doppelnippel	8-9710-10	1	R1/4"-9/16"UNF
15	Flow control valve Durchflussregler	8-2025-14	1	1/4" Saw return Sägerückkehr
	Restrictor valve Drosselventil	8-2025-2	1	Logman machines
16	T-nipple T-verschraubung	8-9726-3	1	1/4-9/16" JIC
17	Pressure reducing valve Druckbegrenzungs- ventil	8-2017	1	Command control PRRS-10-N-S-0S50 Saw return Sägerückkehr
	Seal kit Dichtssatz	8-2017-51	1	Command control PRRS-10-N-S-0S50
18	Pressure control valve Druckbegrenzungsventil	8-2014	1	SUN RPGCFCN Main pressureHauptdruck Adjustable Justierbar
	Seal kit Dichtssatz	8-2014-5	1	
19	Seal, USIT Dichtung, USIT	9-1934-42	1	1" 3/42
20	Lock washer Sicherungsscheibe	9-1312	2	M12 Nordlock
21	Double nipple Doppelnippel	20-75044	2	R1"
	Double nipple Doppelnippel	25-75009	2	R1"-1 5/16" UNF
22	Nut Mutter	20-75045	2	R1"
	Nut Mutter	25-75006	2	1 5/16" UNF
23	Double nipple Doppelnippel	8-9500-12	1	3/8"-3/8" 26-04000-06
	Double nipple Doppelnippel	8-9710-12	1	R3/8"-3/4"UNF
24	Seal, USIT Dichtung, USIT	9-1917-24	X	17/24 R3/8
25	Allen screw kantschraube	9-0212-6	2	M12x60
26	Double nipple Doppelnippel	8-9710-17	6	R3/4" - 1 1/16UNF
	Double nipple Doppelnippel	8-9500-17	6	R3/4" - 3/4"

X = Order as required Ordnung, wie angefordert

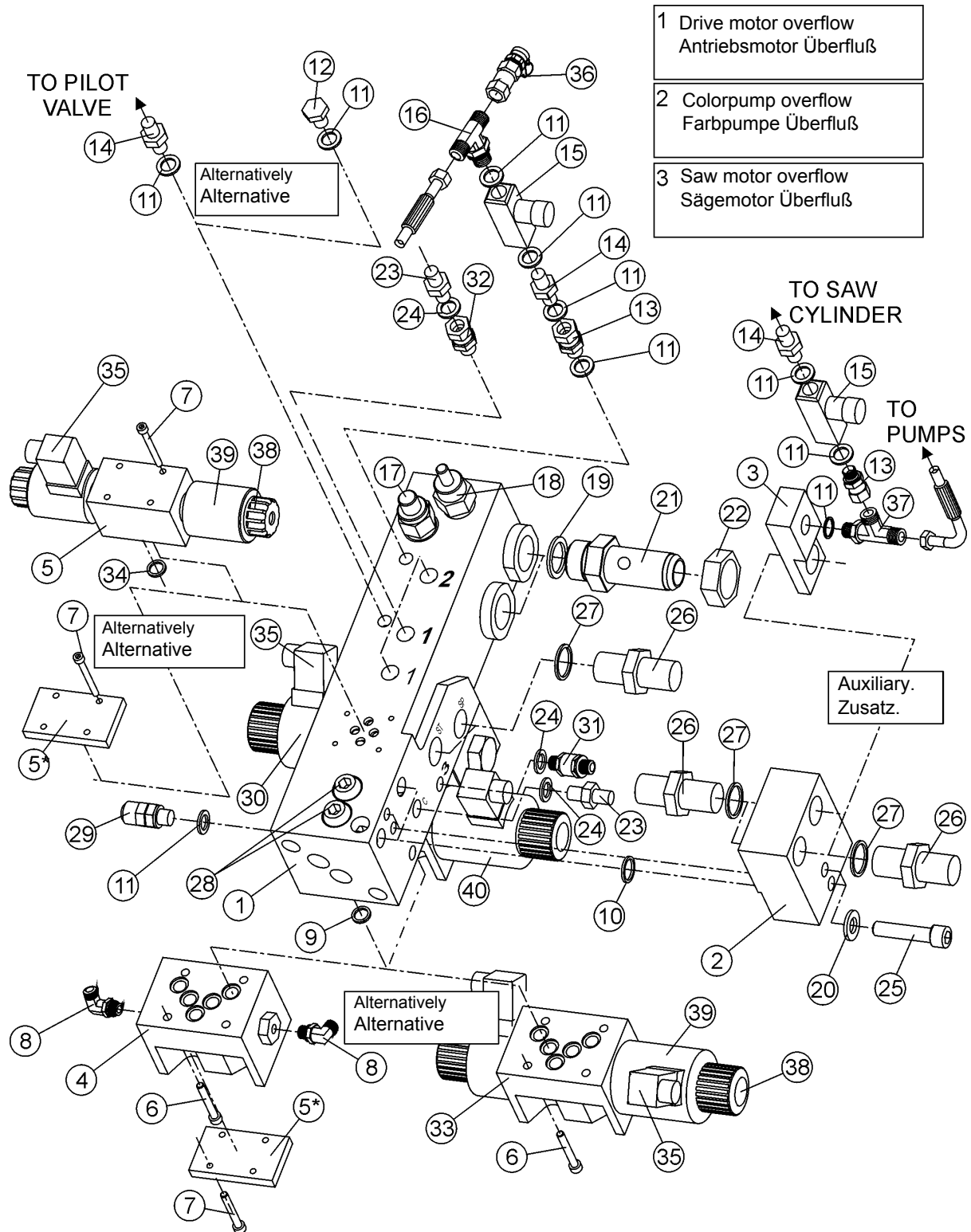
When ordering nipples according to the "R"-standard, the Usit-ring has to be ordered separately. In the "JIC"-standard the Usit-ring is included with the nipple.

Placement and quantities of parts may vary due to equipment of the machine
Plazierung und Quantitäten Teile können wegen der Ausrüstung der Maschine verändern

Inform manufacturing number when ordering
Informieren Sie Produktion Zahl mit, wenn Sie Ersatzteile bestellen

Valve block, large

Ventilblock, groß



Valve block, large

Ventilblock, groß

Item Ref	Description Benennung	Order no Bestellungsnr.	pcs Men	Notes Anmerkung
27	Seal, USIT Dichtung, USIT	9-1927-35	X	27/35 R3/4
28	Pressure control valve Druckbegrenzungsventil	8-2003-2	2	PLC053 250bar 3930000K187 Forward/reverse Voranzurück
29	Meas. coupler Meßanschluß	8-3000	1	R1/4"
30	Directional valve 1-coil NS10	8-2030-14	1	WEVDE-42-A-10-2 24V DC Saw motor Sägemotor
31	Check valve Richtungsventil	8-3005-05	1	R3/8" Saw motor overflow Sägemotor Überfluß
	Double nipple Doppelnippel	8-9503-1	2	R3/8"UK - 1/4" SK
32	Reducing nipple Reduzierstück	8-9515-21	2	SK. 3/8-BSP-3/4 JIC
33	Seal, USIT Dichtung, USIT Directional valve 24V 2-coil NS10	9-1914-20 8-2030-22	X 1	14/20 Mecman WEVDE-43-D-10-2 DC Fast feeding valve Reverse Zurück Zubringer- ventil, schnell
34	O-ring O-ring	9-2009-2	4	9,25x1,78 NS06
35	Contact plug and wire Kontaktstecker und -leitung	8-1020	X	magn.solenoid
36	Meas. coupler Meßanschluß	8-3000-2	X	R1/4"
37	T-nipple T-verschraubung	8-9730-19	1	1/4" 26-04470-04
	T-nipple T-verschraubung	8-9725-10	1	R1/4-9/16-9/16
38	Nut Mutter	8-2020-72	X	NS06
	Armature Anker	8-2020-74	X	NS06
39	Coil Spule	8-2020-7	X	NS06
40	Directional valve 24V 1-coil NS10	8-2030-12	1	Mecman WEVDE-42-AD-10-2 DC Fast feeding valveZubringer- ventil, schnell

X = Order as required Ordnung, wie angefordert

When ordering nipples according to the "R"-standard, the Usit-ring has to be ordered separately. In the "JIC"-standard the Usit-ring is included with the nipple.

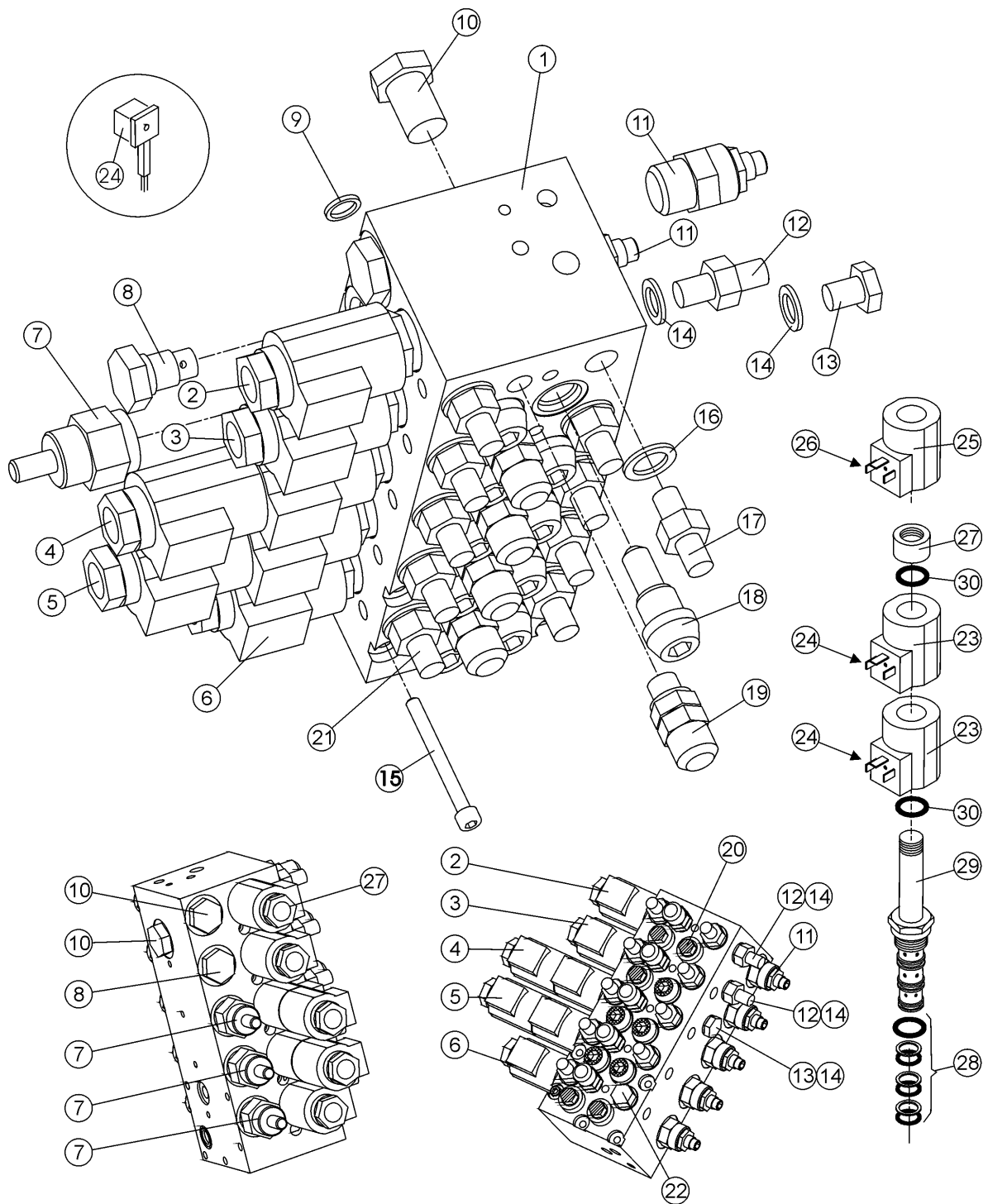
Placement and quantities of parts may vary due to equipment of the machine
Plazierung und Quantitäten Teile können wegen der Ausrüstung der Maschine verändern

Inform manufacturing number when ordering

Informieren Sie Produktion Zahl mit, wenn Sie Ersatzteile bestellen

Valve block, small

Ventilblock, klein



Valve block, small

Ventilblock, klein

Item Ref	Description Benennung		Order no Bestellungs-nr.	pcs Men	Notes Anmerkung
1	Valve block, small	Ventilblock, klein	20-75034	1	FE
2	Directional valve	Wegeventile	8-2000	1	COMATROL ED 064205 Track Raupen
3	Directional valve	Wegeventile	8-2000	1	COMATROL ED 064205 Delimiting knivesEntastungs- messer
4	Directional valve	Wegeventile	8-2000-1	1	COMATROL ED 064206 Rotator Rotor
5	Directional valve	Wegeventile	8-2000-2	1	COMATROL ED 064209 Tilt Tilt
6	Directional valve	Wegeventile	8-2000	3	COMATROL ED 064205 Track/saw lubrication Raupen/sägeschmierung
7	Flow control valve	Durchflussregler	8-2025-18	1	FC1020100N
8	Plug	Stopfen	29-5010-10	1	7/8" JIC
	O-ring	O-ring	9-2019-3	1	19*2,5
9	O-ring	O-ring	9-2015-1	2	Ø15,4*2,62
10	Check valve	Richtungsventil	8-2010	2	CV 3-10
	Seal kit	Dichtssatz	8-2010-5	2	CV 3-10
11	Pressure reducing valve	Druckbegrenzungs- ventil	8-2017	X	Command control PRRS-10-N-S-0S50
	Seal kit	Dichtssatz	8-2017-51	1	Command control PRRS-10-N-S-0S50
12	Double nipple	Doppelnippel	8-9500-10	1	R1/4"-1/4" Turnmotor overflow Überlauf der Umdrehungsmotor
	Double nipple	Doppelnippel	8-9710-10	1	R1/4"-9/16"UNF
13	Plug	Stopfen	8-9620-08	2	1/4"
14	Seal, USIT	Dichtung, USIT	9-1914-20	X	1/4"
15	Allen screw kantschraube	Innensechs-	9-0207	5	M6x100
16	Seal, USIT	Dichtung, USIT	9-1917-24	X	3/8"
17	Double nipple	Doppelnippel	8-9500-12	3	R3/8"-3/8"
	Double nipple	Doppelnippel	8-9710-12	8	R3/8"-3/4"
18	Pressure control valve	Druckbegrenzungsventil	8-2003-3	6	PLC053 160bar 3930000K181
	O-ring	O-ring	9-2019-3	1	19*2,5

X = Order as required

Ordnung, wie angefordert

When ordering nipples according to the "R"-standard, the Usit-ring has to be ordered separately. In the "JIC"-standard the Usit-ring is included with the nipple.

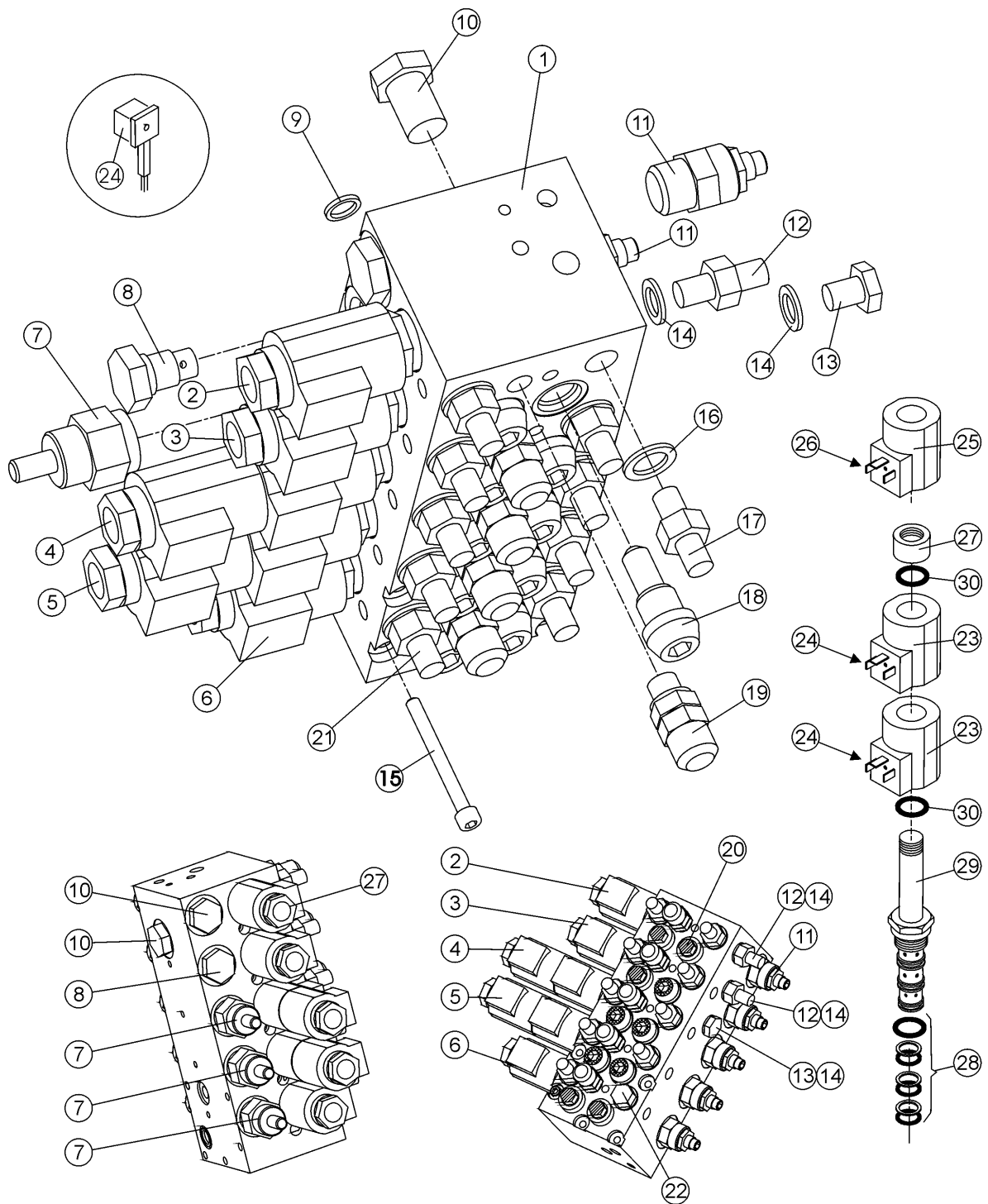
Placement and quantities of parts may vary due to equipment of the machine
Plazierung und Quantitäten Teile können wegen der Ausrüstung der Maschine verändern

Inform manufacturing number when ordering

Informieren Sie Produktion Zahl mit, wenn Sie Ersatzteile bestellen

Valve block, small

Ventilblock, klein



Valve block, small

Ventilblock, klein

Item Ref	Description Benennung		Order no Bestellungsnr.	pcs Men	Notes Anmerkung
19	Meas. coupler	Meßanschluß	8-3000	3	R1/4"
20	Plug	Stopfen	80-95039	X	instead of PLC053
21	Double nipple	Doppelnippel	8-9501-15	X	R1/4"-R3/8"
	Double nipple	Doppelnippel	8-9710-9	X	R3/8-9/16UNF
22	Plug	Stopfen	8-9620-09	1	3/8"
23	Solenoid	Magnetspule	8-1011	6	Comatrol 24V
24	Contact plug and wire Kontaktstecker und -leitung		8-1020	X	magn.solenoid
25	Solenoid	Magnetspule	8-1010	1	Comatrol 12V
26	Voltage reducer	Spannungsversenker	8-1020-4	1	LSR 15-55 VDC
27	Nut for solenoid	Mutter	8-1010-4	5	Comatrol 4205
28	Seal kit	Dichtssatz	8-2000-5	X	Flucom/Comatrol ETD30 064205
29	Valve stem	Ventilschaft	8-2000-01	1	Flucom/Comatrol ETD30 064205
30	O-ring	O-ring	9-2015	2	OR 15.6x1.78

X = Order as required Ordnung, wie angefordert

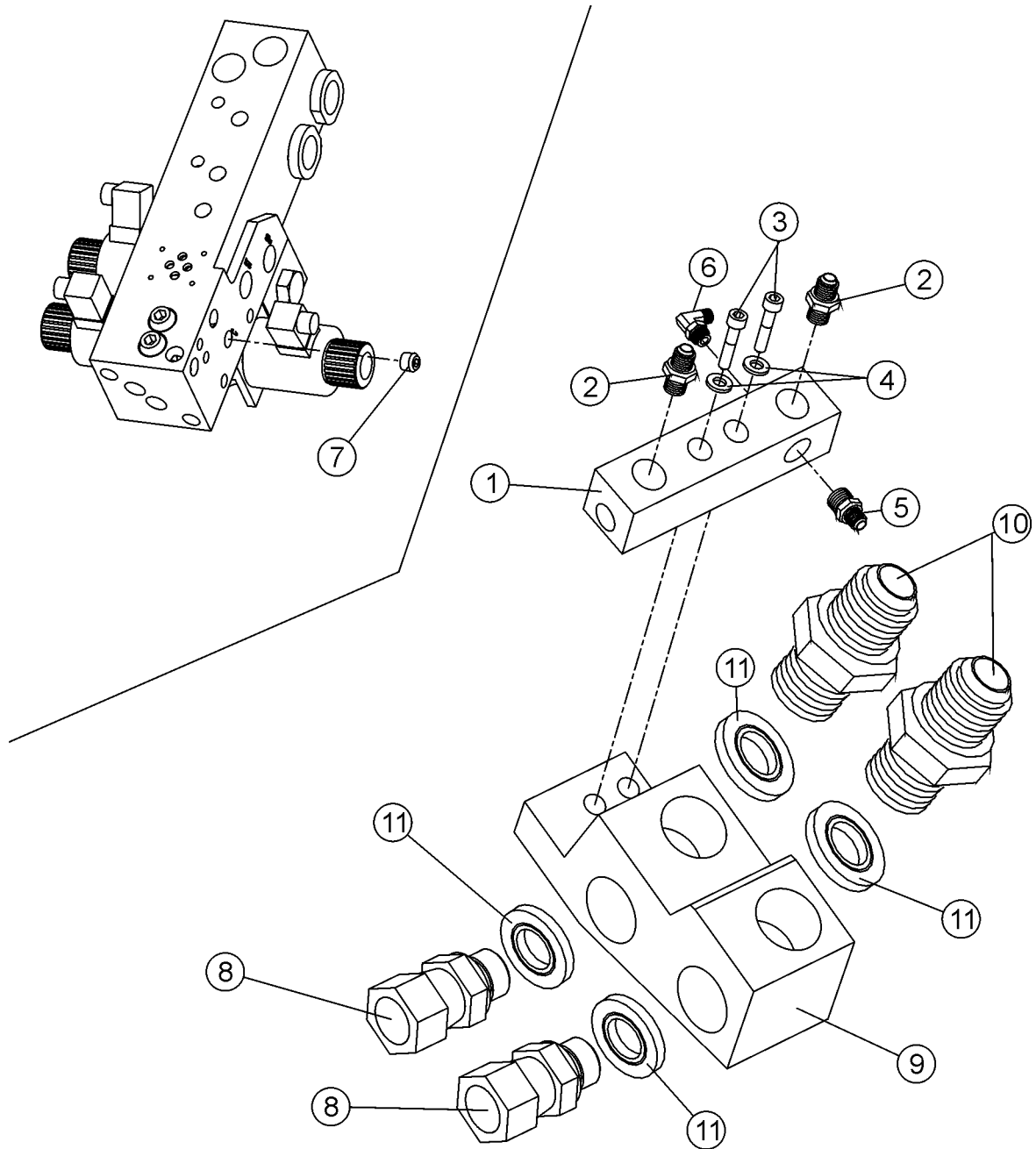
When ordering nipples according to the "R"-standard, the Usit-ring has to be ordered separately. In the "JIC"-standard the Usit-ring is included with the nipple.

Placement and quantities of parts may vary due to equipment of the machine
Plazierung und Quantitäten Teile können wegen der Ausrüstung der Maschine verändern

Inform manufacturing number when ordering
Informieren Sie Produktion Zahl mit, wenn Sie Ersatzteile bestellen

Block fittings

Einbausatz



Block fittings

Einbausatz

Item Ref	Description Benennung	Order no Bestellungsnr.	pcs Men	Notes Anmerkung
1	Connecting part Verbindungsstück	20-75220	1	Saw motor overflow Sägemotor Überfluß / Colorpump overflow Farbpumpe Überfluß
2	Double nipple Doppelnippel	8-9710-15	2	R1/2"-7/8"UNF
	Double nipple Doppelnippel	8-9500-15	2	R1/2"-1/2"
	Seal, USIT Dichtung, USIT	9-1921-29	2	1/2"
3	Allen screw Inbusschraube	9-0212-55	2	M12x55
4	Lock washer Sicherungsscheibe	9-1312	2	M12 Nordlock
5	Double nipple Doppelnippel	8-9702-12	1	UK. R1/4"-3/4"UNF
	Double nipple Doppelnippel	8-9501-15	1	R1/4"-R3/8"
	Seal, USIT Dichtung, USIT	9-1914-20	1	1/4"
6	Angle nipple Winkelnippel	8-9715-10	1	R1/4"-9/16" UNF
	Angle nipple Winkelnippel	8-9715-8	1	R1/4"-1/4"
	Seal, USIT Dichtung, USIT	9-1914-20	1	1/4"
7	Plug Stopfen	8-9620-12	1	3/8" To "C" of big block
8	Nipple Nippel	8-9503-20	2	R1"-R1"
9	Connecting part Verbindungsstück	20-75219	1	
10	Double nipple Doppelnippel	8-9710-19	2	R1"-1 1/16"UNF
	Double nipple Doppelnippel	8-9500-2	2	R1"-R1"
11	Seal, USIT Dichtung, USIT	9-1934-42	X	1" 34/42

X = Order as required Ordnung, wie angefordert

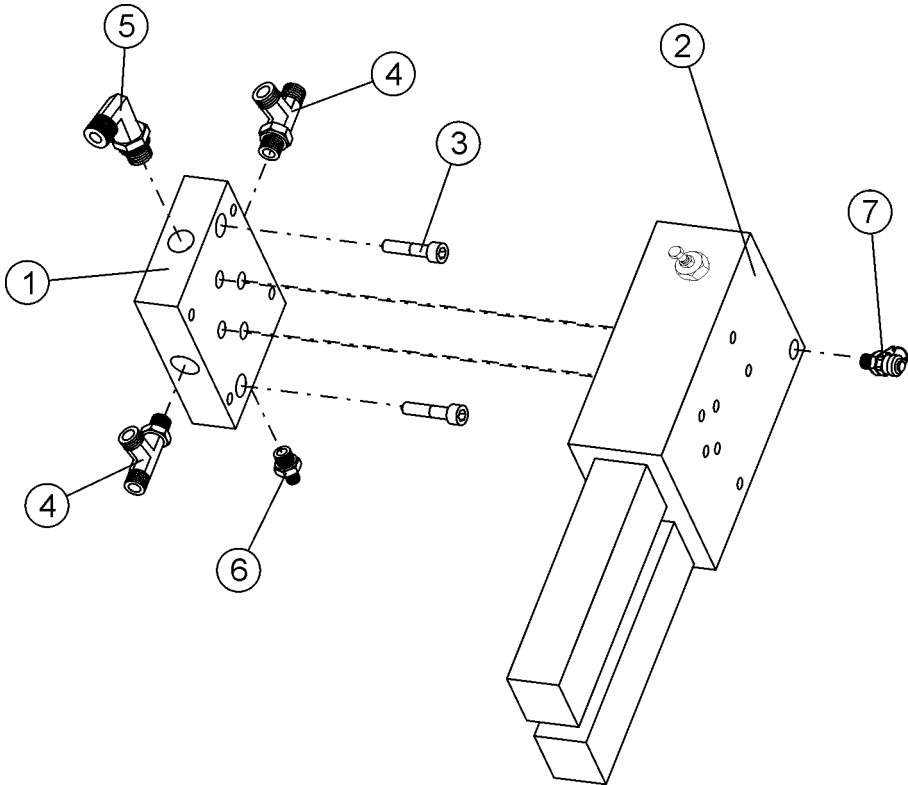
When ordering nipples according to the "R"-standard, the Usit-ring has to be ordered separately. In the "JIC"-standard the Usit-ring is included with the nipple.

Placement and quantities of parts may vary due to equipment of the machine
Plazierung und Quantitäten Teile können wegen der Ausrüstung der Maschine verändern

Inform manufacturing number when ordering
Informieren Sie Produktion Zahl mit, wenn Sie Ersatzteile bestellen

Pilot valve

Vorsteuerventil



Pilot valve

Vorsteuerventil

Item Ref	Description Benennung		Order no Bestellungsnr.	pcs Men	Notes Anmerkung
1	Adapter block Adapterblock		80-95210	1	Auxiliary. Zusatz. 1/4"
2	Pilot valve Vorsteuerventil		8-2029-5	1	NG-06 Locomec
3	Allen screw kantschraube Innensechs-		9-0206-35	2	M6x35
4	Union tee T-verschraubung		8-9730-19	2	1/4"
5	Angle nipple Winkelnippel		8-9512-10	1	R1/4" 90°
6	Double nipple Doppelnippel		8-9715-8	1	R1/4"-1/4"
	Seal, USIT Dichtung, USIT		9-1914-20	1	1/4"
7	Meas. coupler Meßanschluß		8-3000	1	R1/4"

X = Order as required Ordnung, wie angefordert

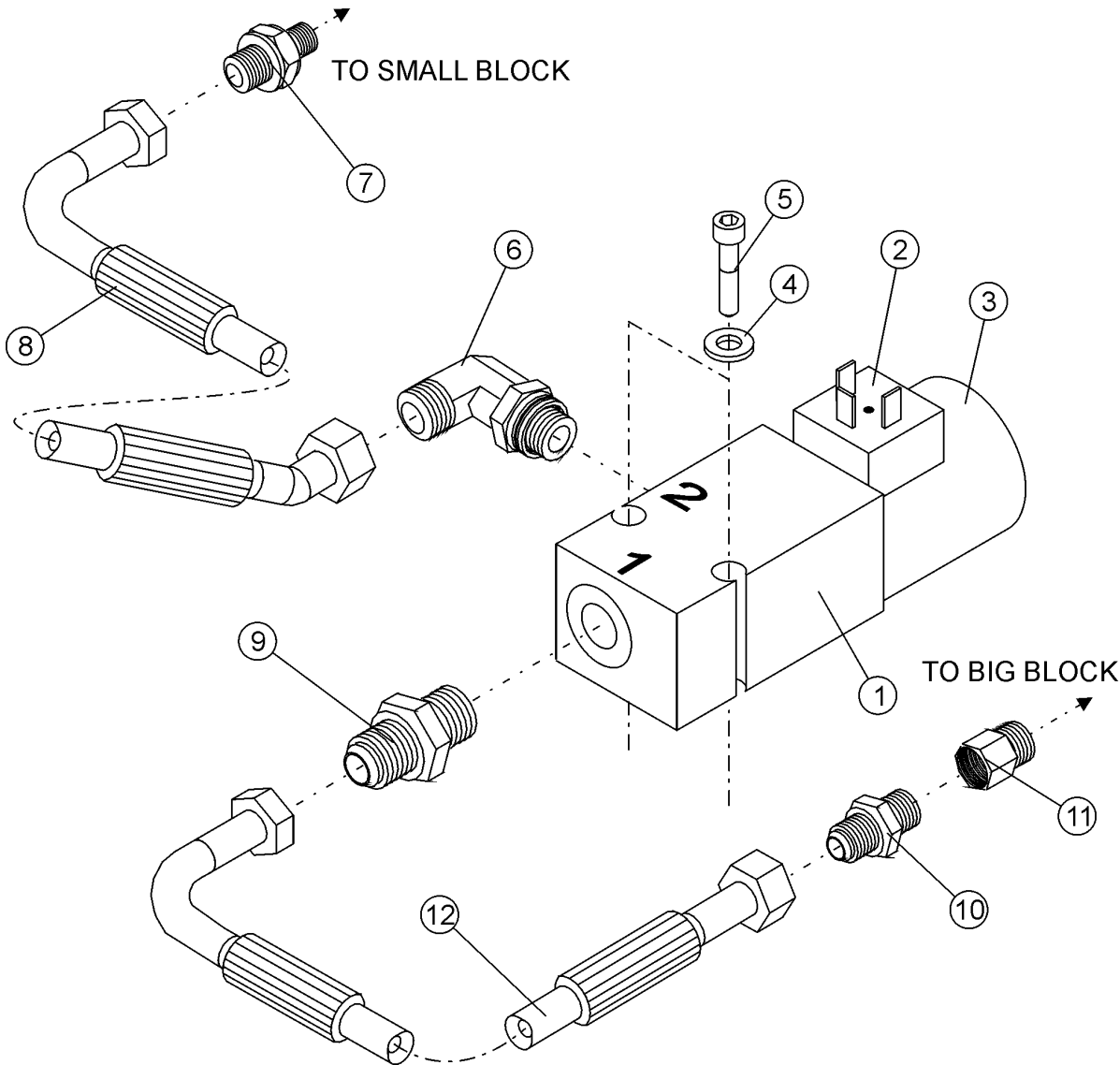
When ordering nipples according to the "R"-standard, the Usit-ring has to be ordered separately. In the "JIC"-standard the Usit-ring is included with the nipple.

Placement and quantities of parts may vary due to equipment of the machine
Plazierung und Quantitäten Teile können wegen der Ausrüstung der Maschine verändern

Hose lengths vary due to equipment of the machine
Schlauchlängen verändern wegen der Ausrüstung der Maschine

Inform manufacturing number when ordering
Informieren Sie Produktion Zahl mit, wenn Sie Ersatzteile bestellen

Accelerator valve, track opening Beschleunigerventil, raupen



Accelerator valve, track opening Beschleunigerventil, raupen

Item Ref	Description Benennung	Order no Bestellungsnr.	pcs Men	Notes Anmerkung
	Accelerator valve, track opening Beschleunigerventil, raupen	8-2055	1	Auxiliary. Zusatz. Compl. Vollst.
1	Valve block Ventilblock	8-2055-3	1	
2	Contact plug and wire Kontaktstecker und -leitung	8-1020	X	magn. solenoid
3	Coil Spule	8-2055-2	1	
	Spindle Spindel	8-2055-1	1	
4	Washer Scheibe	9-1306	2	M6 Nordlock
5	Allen screw Inbusschraube	9-0206-4	2	M6x40
6	Angle nipple Winkelnippel	8-9715-12	1	R3/8"-3/4" UNF
	Angle nipple Winkelnippel	8-9514-13	1	R3/8"
	Seal, USIT Dichtung, USIT	9-1917-24	1	R3/8" ø17/24
7	Double nipple Doppelnippel	8-9702-12	1	UK. R1/4"-3/4" UNF
	Double nipple Doppelnippel	8-9501-15	1	R1/4"-R3/8"
	Seal, USIT Dichtung, USIT	9-1914-20	1	1/4"
8	Hose Schlauch	-	1	L480, L:V, 3/8"
9	Double nipple Doppelnippel	8-9500-12	1	3/8"-3/8" 26-04000-06
	Double nipple Doppelnippel	8-9710-12	1	R3/8"-3/4" UNF
	Seal, USIT Dichtung, USIT	9-1917-24	1	R3/8" ø17/24
10	Double nipple Doppelnippel	8-9501-15	1	R1/4"-R3/8"
	Double nipple Doppelnippel	8-9710-9	1	R3/8-9/16 UNF
	Seal, USIT Dichtung, USIT	9-1914-20	1	1/4"
11	Reducer Reduzierschraubung	8-9501-53	1	R1/2" UK-R1/4" SK
12	Hose Schlauch	-	1	L390, V:-, 3/8"

-	=	Straight hose coupling	Kupplung, gerade
L	=	90° hose coupling	Kupplung 90°
V	=	45° hose coupling	Kupplung 45°
PP	=	Cylinder bottom side	Seite des Zylinderbodens
VP	=	Cylinder stem side	Seite des Zylinderstammes
X	=	Order as required	Ordnung, wie angefordert
NS	=	Not saw side	Not saw side
SS	=	Saw side	Saw side

When ordering nipples according to the "R"-standard, the Usit-ring has to be ordered separately. In the "JIC"-standard the Usit-ring is included with the nipple.

Placement and quantities of parts may vary due to equipment of the machine
Plazierung und Quantitäten Teile können wegen der Ausrüstung der Maschine verändern

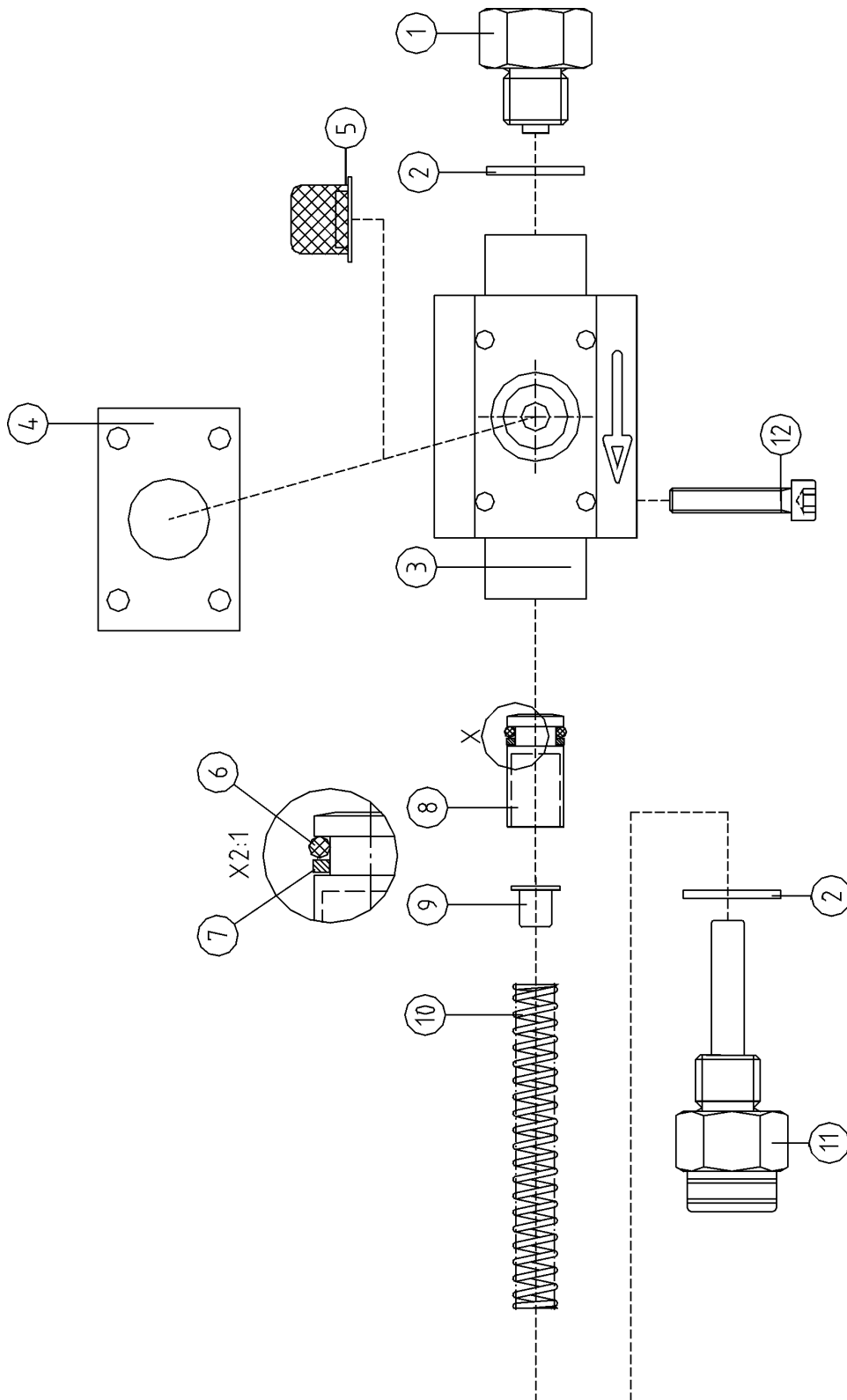
Inform manufacturing number when ordering
Informieren Sie Produktion Zahl mit, wenn Sie Ersatzteile bestellen

9. Miscellaneous parts Verschiedene Teile



Lubrication pump

Schmierung pumppe



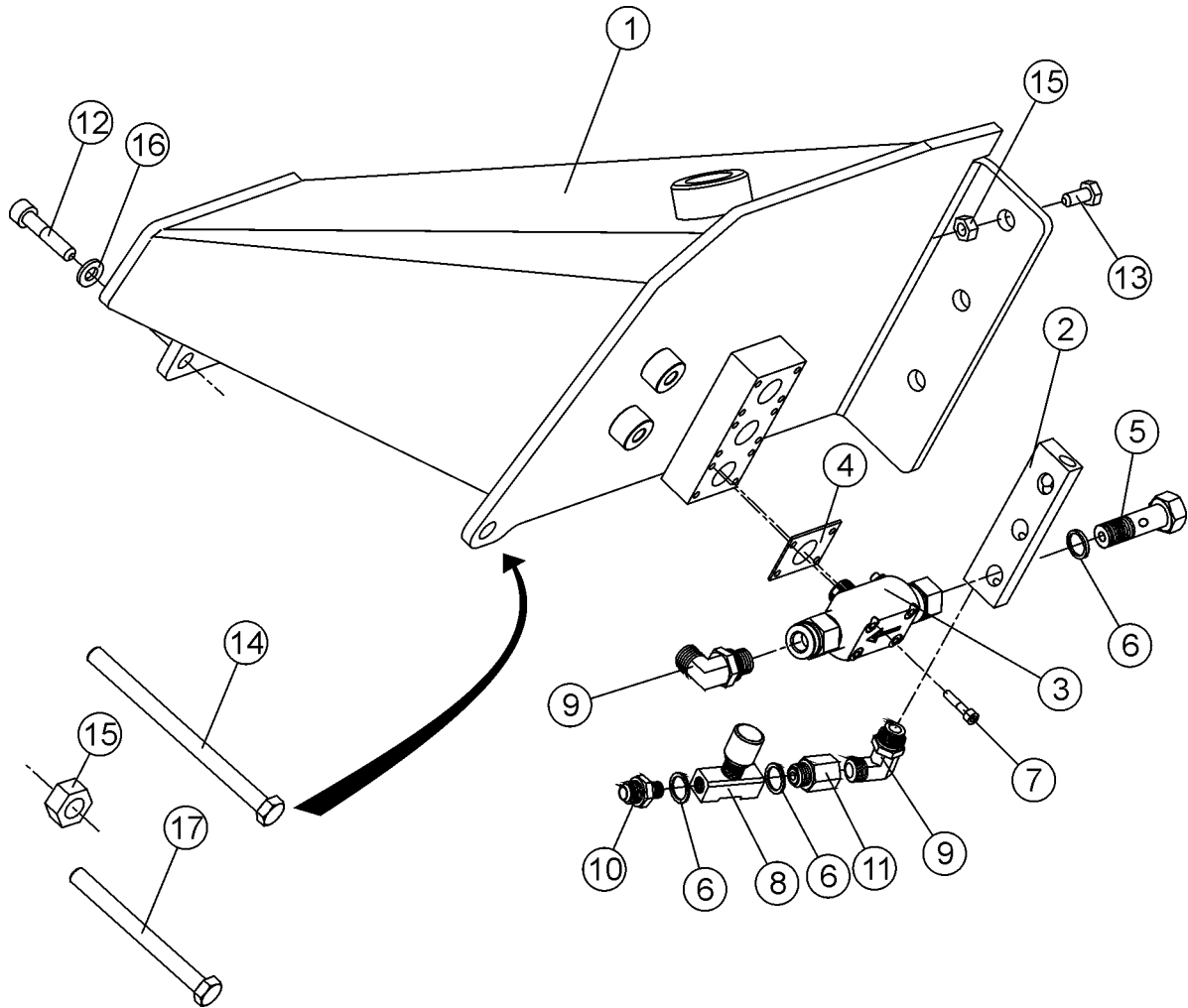
Lubrication pump

Schmierungpumpe

Item Ref	Description Benennung		Order no Bestellungsnr.	pcs Men	Notes Anmerkung
	Lubrication pump	Schmierung Pumpe	8-9305	3	Compl. Vollst. 2 cm ³
	Lubrication pump	Schmierung Pumpe	8-9305-30	3	Compl. Vollst. 1,4 cm ³ , with 5 mm stroke limiter
	Lubrication pump	Schmierung Pumpe	8-9305-31	3	Compl. Vollst. 0,7 cm ³ , with 10 mm stroke limiter
1	Adapter	Adapter	8-9305-2	1	
2	Seal, USIT	Dichtung, USIT	9-1917-24	2	R3/8"
3	Body	Pumpenkörper	8-9305-3	1	
4	Rubber seal	Gummidichtung	8-9305-1	1	
5	Screen	Sieb	8-9305-5	1	
6	O-ring	O-ring	8-9305-6	1	OR 9.3x2.4
7	Support ring	Stützring	8-9305-7	1	ø10/14
8	Piston	Kolbe	8-9305-8	1	
9	Limiters	Anschlag	8-9305-11	1	5 mm Not for Canada Nicht für kanadische Modelle
	Limiters	Anschlag	8-9305-12	1	10 mm Not for Canada Nicht für kanadische Modelle
10	Spring	Feder	8-9305-4	1	
	Spring	Feder	8-9305-9	X	hd 1,7x11,6x80
11	Check valve	Richtungsventil	8-9305-10	1	
12	Allen screw	Inbusschraube	9-0206-3	4	M6x30

Oil tank

Öltank



Oil tank

Öltank

Item Ref	Description Benennung		Order no Bestellungsnr.	pcs Men	Notes Anmerkung
1	Oil tank	Öltank	20-95208	1	3 -Pumps
	Cap	Deckel	9-5008	1	
	Breather	Entlüfter	8-9306-10	1	
2	Divider	Steuerstück	20-85027	1	
3	Oil pump	Ölpumpe	8-9305	4	Hultdin SO2
4	Rubber seal	Gummidichtung	8-9305-1	4	SO2
5	Banjo nipple	Banjonippel	8-9745-13	X	1/4"
6	Seal, USIT	Dichtung, USIT	9-1914-20	X	1/4"
7	Allen screw	Inbusschraube	9-0206-3	16	M6x30
8	Flow control valve	Flußregelventil	8-2025-14	1	1/4" 9F400S Pumps Pumpen
9	Elbow	Winkelverschraubung	8-9715-10	5	R1/4"-9/16" UNF
	Elbow	Winkelverschraubung	8-9513-1	5	R1/4-R1/4"
10	Double nipple	Doppelnippel	8-9710-10	1	R1/4"-9/16"UNF
	Double nipple	Doppelnippel	8-9500-10	1	R1/4"-1/4"
11	Union	Verschraubung	8-9705-10	1	R1/4"-9/16"UNF
	Union	Verschraubung	8-9503-10	1	R1/4"
12	Allen screw	Inbusschraube	9-0212-45	X	M12x45
13	Screw, hex	Sechskantschraube	9-0012-35	X	M12x35
14	Screw, hex	Sechskantschraube	9-0014	1	M12x200 <i>cut to fit, L=190</i>
15	Lock nut	Schlossmutter	9-1112	X	M12 nyloc
16	Lock washer	Sicherungsscheibe	9-1312	X	M12 Nordlock
17	Screw, hex	Sechskantschraube	9-0012-9	1	M12x90
	Fitting bracket	Einbaugestell	20-85204	1	Electric Box Elektrische Gehäuse
	Allen screw	Inbusschraube	9-0210-2	2	M10x20
	Lock washer	Sicherungsscheibe	9-1310	2	M10 Nordlock

-	=	Straight hose coupling	Kupplung, gerade
L	=	90° hose coupling	Kupplung 90°
V	=	45° hose coupling	Kupplung 45°
X	=	Order as required	Ordnung, wie angefordert
NS	=	Not saw side	Not saw side
SS	=	Saw side	Saw side

Safety stickers

Sicherheit aufkleber



Attach stickers to the block cover
 Bringen Sie Aufkleber zur Blockabdeckung an

Safety stickers

Sicherheit aufkleber

Item Ref	Description Benennung		Order no Bestellungsnr.	pcs Men	Notes Anmerkung
1	Sticker		8-9900-10	1	Aufkleber Avoid touching the hot surface and read the service instructions before maintenance. Risk of fingers getting crushed during maintenance.
2	Sticker	Aufkleber	8-9900-20	1	Use protective gloves during maintenaxnce of the sawbar.
3	Sticker	Aufkleber	8-9900-30	1	Risk of falling load. Keep away from the machine.
4	Sticker	Aufkleber	8-9900-40	1	Warning of pressure in the pressure accumulator.
	Cover spiral	Schutzspiral	9-5032	X	ø 32
	Cover spiral	Schutzspiral	9-5050	X	ø 50
	Cover spiral	Schutzspiral	9-5075	X	ø 75
	Hose kit JIC	Schlauchsatz	8-9400-84	1	Compl. Vollst.
	Hose kit R	Schlauchsatz	8-9400-86	1	Compl. Vollst.
	Fixing strap	Befestigungsband		X	

X = Order as required

NS = Not saw side

SS = Saw side

Ordnung, wie angefordert

Not saw side

Saw side

10. Hose kit JIC**Schlauchsatz JIC****8-9400-86****K105 LD JIC****Motors: TMKW, F11-14****Color marking****Farbmarkierung**

Placement and quantities of parts may vary due to equipment of the machine
 Plazierung und Quantitäten Teile können wegen der Ausrüstung der Maschine verändern

Hose lengths vary due to equipment of the machine
 Schlauchlängen verändern wegen der Ausrüstung der Maschine

-	=	Straight hose coupling	Kupplung, gerade
L	=	90° hose coupling	Kupplung 90°
V	=	45° hose coupling	Kupplung 45°
PP	=	Cylinder bottom side	Seite des Zylinderbodens
VP	=	Cylinder stem side	Seite des Zylinderstammes
X	=	Order as required	Ordnung, wie angefordert
NS	=	Not saw side	Not saw side
SS	=	Saw side	Saw side

Description Benennung	Description Benennung	Length Länge	Size Du- rchmesser	Ends Ro- hrenden	Pcs Men	Notes Anmerkung
FROM	TO	/ mm	/ inch			
Track drive motor Raupen Motor	Valve block Ventilblock	1130	1/2"	-:L JIC F10	1	
Track drive motor Raupen Motor	Valve block Ventilblock	1150	1/2"	-:L JIC F10	1	
Track drive motor Raupen Motor	Valve block Ventilblock	980	1/2"	V:L JIC F10	1	
Track drive motor Raupen Motor	Valve block Ventilblock	1000	1/2"	V:L JIC F10	1	
Saw motor Sägemotor	Valve block Ventilblock	560	3/4"	-:V JIC F12	1	Tank
Saw motor Sägemotor	Valve block Ventilblock	580	3/4" 2-ply	V:V JIC F12	1	Pressure
Cylinder,delimbing knives Zylinder,entastungsmesser	Valve block Ventilblock	790	1/4"	-:L JIC F6	1	VP
Cylinder,delimbing knives Zylinder,entastungsmesser	Valve block Ventilblock	730	1/4"	-:L JIC F6	1	PP
Cylinder,delimbing knives Zylinder,entastungsmesser	Valve block Ventilblock	580	1/4"	-:L JIC F6	1	PP
Block,delimbing knives Block,entastungsmesser	Divider,delimbing knives Steuerstück,entastungsmesser	680	1/4"	-:L JIC F6	1	
Valve block Ventilblock	Press. accumulator Druckakkumulator	660	3/8"	L:L JIC F8	1	
Press. accumulator Druckakkumulator	Track cylinder stem side Seite des Raupenzylinderstammes	600	3/8"	-:V JIC F8	1	VP
Track cylinder bottom side Seite des Raupenzylinderbodens	Valve block Ventilblock	1500	3/8"	-:L JIC F8	1	PP
Saw motor overflow Sägemotor Überfluß	Valve block Ventilblock	550	3/8"	-:V JIC F8	1	
Valve block Ventilblock	Flow control valve Durchflussregler	1290	1/4"	-:L JIC F6	1	
Saw cylinder bottom Sägezylinderunterseite	Valve block Ventilblock	1240	1/4"	V-L JIC F6	1	PP
Check valve Richtungsventil	Saw bar mount Sägestabeinfassung	900	P210-02	-:- 1/4"-1/8"	1	Cover spiral Schutzspiral
Check valve Richtungsventil	Pumps Pumpen	1000	1/4"	-:- JIC F6	1	
Head hanger Hauptaufhänger	Valve block Ventilblock	1400	1/4"	-:V JIC F6	2	

Description Benennung	Description Benennung	Length Länge	Size Du- rchmesser	Ends Ro- hrenden	Pcs Men	Notes Anmerkung
FROM	TO	/ mm	/ inch			
Drive motor overflow Antriebsmotor Überfluß Track drive motor Raupen Motor	Valve block Ventilblock	1170	3/8"	-:L JIC F8	1	NS
Drive motor overflow Antriebsmotor Überfluß Track drive motor Raupen Motor	Valve block Ventilblock	1210	3/8"	-:L JIC F8	1	SS
Pumps Pumpen	Restrictor Drosselblende Track lubrication Raupenschmierung	450	1/4"	-:L JIC F6	1	
Pumps Pumpen	Track housing Raupen / Track lubrication Raupen- schmierung	1580	1/4"	-:- JIC F6	1	NS
Pumps Pumpen	Track housing Raupen / Track lubrication Raupen- schmierung	2150	1/4"	-:- JIC F6	1	SS
Track measuring system Längenausmass	Electric Box Elektrische Gehäuse	1700	3/8"	-:- JIC F8	1	SS
Track measuring system Längenausmass	Electric Box Elektrische Gehäuse	1300	3/8"	-:- JIC F8	1	NS
Valve block, tilt Ventilblock	Divider,tilt Steuerstück,tilt	1400	1/4"	-:V JIC F6	2	
Tilt cylinder bottom side Seite des Tiltzylinderbodens	Divider,tilt Steuerstück,tilt	720	1/4"	-:- JIC F6	1	NS
Tilt cylinder stem side Seite des Tiltzylinderstammes	Divider,tilt Steuerstück,tilt	930	1/4"	-:- JIC F6	1	NS
Tilt cylinder bottom side Seite des Tiltzylinderbodens	Divider,tilt Steuerstück,tilt	260	1/4"	-:- JIC F6	1	SS
Tilt cylinder stem side Seite des Tiltzylinderstammes	Divider,tilt Steuerstück,tilt	480	1/4"	-:- JIC F6	1	SS

10. Hose kit R**Schlauchsatz R****8-9400-84****K105 LD R****Motors: TMKW, F11-14****Color marking****Farbmarkierung**

Placement and quantities of parts may vary due to equipment of the machine
 Plazierung und Quantitäten Teile können wegen der Ausrüstung der Maschine verändern

Hose lengths vary due to equipment of the machine
 Schlauchlängen verändern wegen der Ausrüstung der Maschine

-	=	Straight hose coupling	Kupplung, gerade
L	=	90° hose coupling	Kupplung 90°
V	=	45° hose coupling	Kupplung 45°
PP	=	Cylinder bottom side	Seite des Zylinderbodens
VP	=	Cylinder stem side	Seite des Zylinderstammes
X	=	Order as required	Ordnung, wie angefordert
NS	=	Not saw side	Not saw side
SS	=	Saw side	Saw side

Description Benennung	Description Benennung	Length Länge	Size Du- rchmesser	Ends Ro- hrenden	Pcs Men	Notes Anmerkung
FROM	TO	/ mm	/ inch			
Track drive motor Raupen Motor	Valve block Ventilblock	1130	1/2"	-:L 1/2"	1	
Track drive motor Raupen Motor	Valve block Ventilblock	1150	1/2"	-:L 1/2"	1	
Track drive motor Raupen Motor	Valve block Ventilblock	980	1/2"	V:L 1/2"	1	
Track drive motor Raupen Motor	Valve block Ventilblock	1000	1/2"	V:L 1/2"	1	
Saw motor Sägemotor	Valve block Ventilblock	560	3/4"	-:V 3/4"	1	Tank
Saw motor Sägemotor	Valve block Ventilblock	580	3/4" 2-ply	V:V 3/4"	1	Pressure
Cylinder,delimbing knives Zylinder,entastungsmesser	Valve block Ventilblock	790	1/4"	-:L 1/4"	1	VP
Cylinder,delimbing knives Zylinder,entastungsmesser	Valve block Ventilblock	730	1/4"	-:L 1/4"	1	PP
Cylinder,delimbing knives Zylinder,entastungsmesser	Valve block Ventilblock	580	1/4"	-:L 1/4"	1	PP
Block,delimbing knives Block,entastungsmesser	Divider,delimbing knives Steuerstück,entastungsmesser	680	1/4"	-:L 1/4"	1	
Valve block Ventilblock	Press. accumulator Druckakkumulator	660	3/8"	L:L 3/8"	1	
Press. accumulator Druckakkumulator	Track cylinder stem side Seite des Raupenzylinderstammes	600	3/8"	-:V 3/8"	1	VP
Track cylinder bottom side Seite des Raupenzylinderbodens	Valve block Ventilblock	1500	3/8"	-:L 3/8"	1	PP
Saw motor overflow Sägemotor Überfluß	Valve block Ventilblock	550	3/8"	-:V 3/8"	1	
Valve block Ventilblock	Flow control valve Durchflussregler	1290	1/4"	-:L 1/4"	1	
Saw cylinder bottom Sägezylinderunterseite	Valve block Ventilblock	1240	1/4"	V-L 1/4"	1	PP
Check valve Richtungsventil	Saw bar mount Sägestabeinfassung	900	P210-02	-:- 1/4"-1/8"	1	Cover spiral Schutzspiral
Check valve Richtungsventil	Pumps Pumpen	1000	1/4"	-:- 1/4"	1	
Head hanger Hauptaufhänger	Valve block Ventilblock	1400	1/4"	-:V 1/4"	2	

Description Benennung	Description Benennung	Length Länge	Size Du- rchmesser	Ends Ro- hrenden	Pcs Men	Notes Anmerkung
FROM	TO	/ mm	/ inch			
Drive motor overflow Antriebsmotor Überfluß	Valve block Ventilblock	1170	3/8"	-:L 3/8"	1	NS
Track drive motor Raupen Motor						
Drive motor overflow Antriebsmotor Überfluß	Valve block Ventilblock	1210	3/8"	-:L 3/8"	1	SS
Track drive motor Raupen Motor						
Pumps Pumpen	Restrictor Drosselblende Track lubrication Raupenschmierung	450	1/4"	-:L 1/4"	1	
Pumps Pumpen	Track housing Raupen / Track lubrication Raupen- schmierung	1580	1/4"	-:- 1/4"	1	NS
Pumps Pumpen	Track housing Raupen / Track lubrication Raupen- schmierung	2150	1/4"	-:- 1/4"	1	SS
Track measuring system Längenausmass	Electric Box Elektrische Gehäuse	1700	3/8"	-:- 3/8"	1	SS
Track measuring system Längenausmass	Electric Box Elektrische Gehäuse	1300	3/8"	-:- 3/8"	1	NS
Valve block, tilt Ventilblock	Divider,tilt Steuerstück,tilt	1400	1/4"	-:V 1/4"	2	
Tilt cylinder bottom side Seite des Tiltzylinderbodens	Divider,tilt Steuerstück,tilt	720	1/4"	-:- 1/4"	1	NS
Tilt cylinder stem side Seite des Tiltzylinderstammes	Divider,tilt Steuerstück,tilt	930	1/4"	-:- 1/4"	1	NS
Tilt cylinder bottom side Seite des Tiltzylinderbodens	Divider,tilt Steuerstück,tilt	260	1/4"	-:- 1/4"	1	SS
Tilt cylinder stem side Seite des Tiltzylinderstammes	Divider,tilt Steuerstück,tilt	480	1/4"	-:- 1/4"	1	SS

KETO-105 LD

1-2096.....	19, 21	20-10235.....	9
1-2096-1.....	25, 27	20-15012.....	25
1-2096-3.....	19	20-15013.....	25
1-2097-2.....	27	20-15014.....	25
1-2098-2.....	27	20-16002.....	23
1-2302-11.....	9, 11	20-16003.....	23
1-2302-12.....	9	20-20214.....	31
1-2302-13.....	9	20-20217.....	31
1-2302-15.....	25	20-20223.....	31
1-4304-11.....	11	20-20224.....	31
1-4304-12.....	11	20-20232.....	31
1-4304-13.....	11	20-20236.....	31
1-4304-14.....	11	20-20243.....	31
1-4304-15.....	11, 25	20-20245.....	31
1-4304-17.....	11	20-20248.....	31
1-4304-18.....	11	20-30203.....	41
10-85000.....	13	20-30207.....	41
1001 825.....	37	20-30208.....	41
1002 120.....	35	20-30211.....	41
1002 294.....	37	20-30212.....	41
1003 367.....	35	20-30213.....	41
1004 027.....	37	20-30215.....	41
1005 545.....	35	20-30216.....	41
1005 669.....	35	20-35078.....	41
1008 374.....	37	20-35241.....	41
1013 515.....	35	20-35259.....	43
1015 643.....	35	20-35260.....	43
1016 641.....	35	20-35261.....	43
1016 658.....	35	20-40001.....	55
1017 029.....	35	20-45013.....	43
1017 425.....	35	20-45209.....	15
1019 116.....	35	20-45210.....	15
1019 470.....	35	20-45211.....	15, 41
1019 488.....	35	20-45214.....	15
1019 496.....	35	20-45215.....	15
1019 900.....	35	20-45218.....	53
1020 536.....	35	20-50201.....	65
1025 709.....	35	20-50204.....	51
1026 616.....	37	20-55070.....	59, 61
1029461.....	37	20-55075.....	61
118201.....	65	20-55227.....	59
15-20208.....	31	20-65001.....	73
15-20221.....	31	20-65002.....	73
15-25006.....	27	20-65004.....	73
15-25007.....	27	20-65005.....	73
15-25201.....	31	20-65007.....	73
15-45005.....	53	20-75034.....	85
15-65016.....	73	20-75039.....	79
15-90205.....	15	20-75044.....	81
151F6609.....	49	20-75045.....	81
151F6616.....	49	20-75201.....	79
151F6636.....	49	20-75216.....	69, 79
151F6641.....	49	20-75219.....	89
151F6642.....	49	20-75220.....	89
151F6658.....	49	20-75223.....	79
151F6683.....	51	20-85202.....	13
151F6684.....	51	20-85204.....	11, 99
2-2002-2.....	19	20-85225.....	13
2-2003-2.....	19	20-85227.....	13
2-2030-1.....	19	20-85233.....	13
2-2031-1.....	19	20-85236.....	13
2-2332.....	25	20-90201.....	51
2-2333.....	25	20-90203.....	51
20-10224.....	9	20-95203.....	45

20-95204.....	45	4-2119-4.....	45
20-95205.....	45	4-2119-41.....	45
20-95207.....	45	4-2119-52.....	45
20-95208LD.....	9	4-2119-6.....	45
20-95214.....	45	4-2135-1.....	21, 23
20-95223.....	43	4-3135.....	61
25-35063.....	45	4-4091-7.....	41
25-35080.....	43, 47	4-4092-4.....	19
25-55033.....	67	4-4113-10.....	59, 67
25-65002.....	67	4-4115.....	67
25-75006.....	81	4-4115-1.....	63, 65
25-75009.....	81	4-4131-1.....	59, 71
29-5010-10.....	85	4-4147-2.....	67
3-2014-6.....	55	4-4148.....	67
3-2020-4.....	21	4-4148-1.....	63
3-2020-5.....	21	4-4148-2.....	67
3-2022-1.....	9, 19	4-4150-1.....	61
3-2090.....	55	4-4204.....	59
3-2095-2.....	21	4-5142-13.....	69
3-2100-5.....	21, 23	5-2300.....	59
3-2101-3.....	23	5-2300-23.....	59
3-2101-5.....	21, 27	5-2301.....	59
3-2104-1.....	41, 55	5001 137.....	37
3-2150-85.....	15, 73	5001 381.....	35
3-2150-86.....	53	5002 468.....	37
3-2150-88.....	53	5005 235.....	37
3-2150-89.....	53	5006 030.....	35
3-2152-17.....	15, 53	5006 650.....	37
3-3011-4.....	23, 55	5006 651.....	37
3-3099-3.....	55	5006 673.....	37
3-4014-2.....	55	5006 685.....	37
3-4044-2.....	19, 25	5006 687.....	37
3-4071-11.....	71	5010 038.....	35
3-4071-2.....	71	5010 039.....	35
3-4071-3.....	71	5010 065.....	35
3-4071-51.....	71	5010 081.....	35
3-4071-6.....	71	5011 018.....	35
3-4071-7.....	71	5011 022.....	35
3-4107-11.....	41	5011 047.....	35
3-4114-12.....	71	5011 106.....	35
3-4114-13.....	75	5011 160.....	35
3-4114-73.....	75	5016 052.....	37
3-4114-74.....	71	5016 125.....	37
3-5125-1.....	53	5016 147.....	37
3-6071-4.....	71	5016 261.....	37
30-10205.....	11	5016 269.....	37
30-10232.....	9	5016 271.....	37
30-20213.....	31	5016 272.....	37
30-55205.....	59, 71	5016 273.....	37
3700954.....	65	5016 275.....	37
3782828.....	65	5016 283.....	37
3782829.....	65	5016 700.....	37
3795832.....	65	5016 707.....	37
3798537.....	65	5016 708.....	37
4-1029.....	41	5112 020.....	35
4-1189.....	27	5112 022.....	35
4-2028.....	47	5112 023.....	35
4-2029.....	47	5112 026.....	35
4-2030.....	47	5112 096.....	35
4-2091-51.....	19	8-0022.....	59
4-2091-6.....	19	8-0022-1.....	59
4-2092-31.....	19	8-1000.....	71, 73, 75
4-2092-35.....	25	8-1000-1.....	71
4-2119-3.....	45	8-1010.....	87

KETO-105 LD

8-1010-4.....	87	8-9021-6	59, 67
8-1011	87	8-9021-7	67
8-1020	83, 87, 93	8-9021-71	67
8-1020-4.....	87	8-9021-79	67
8-2000	85	8-9021-8	67
8-2000-01.....	87	8-9021-81	67
8-2000-1.....	85	8-9021-82	67
8-2000-2.....	85	8-9021-83	67
8-2000-5.....	87	8-9021-84	67
8-2003-2.....	83	8-9021-85	67
8-2003-3.....	85	8-9021-9	67
8-2010	85	8-9021-K	67
8-2010-5.....	85	8-9023-1	59, 65
8-2014	81	8-9023-21	65
8-2014-5.....	81	8-9023-31	65
8-2017	81, 85	8-9023-5	65
8-2017-51.....	81, 85	8-9112.....	65
8-2020-7.....	79, 83	8-9112-1	67
8-2020-72.....	79, 83	8-9305.....	97, 99
8-2020-74.....	79, 83	8-9305-1	97, 99
8-2021-25.....	79	8-9305-10	97
8-2025-14.....	69, 81, 99	8-9305-11	97
8-2025-18.....	85	8-9305-12	97
8-2025-2.....	81	8-9305-2	97
8-2030-12.....	83	8-9305-3	97
8-2030-14.....	83	8-9305-30	97
8-2030-22.....	83	8-9305-31	97
8-2035-45.....	79	8-9305-4	97
8-2055.....	93	8-9305-5	97
8-2055-1.....	93	8-9305-6	97
8-2055-2.....	93	8-9305-7	97
8-2055-3.....	93	8-9305-8	97
8-3000	83, 87, 91	8-9305-10	13
8-3000-2.....	13, 83	8-9307-20	13
8-3005-05.....	69, 83	8-9307-61	61
8-3005-1.....	61	8-9308-12	13
8-3008-4.....	9	8-9308-13	13
8-3101-1.....	67	8-9308-6	13
8-3101-2.....	67	8-9308-61	13
8-3104	31	8-9308-62	13
8-5016-2.....	71	8-9308-63	13
8-5025-0.....	21, 23, 25	8-9308-9	13
8-5025-1.....	55	8-9309-1	13
8-5025-2.....	19, 25, 55	8-9309-2	13
8-5028-2.....	41, 43, 47	8-9360.....	13
8-5035-03.....	19, 25, 41	8-9400-84	101
8-8991	43, 49	8-9400-86	101
8-8991-01.....	49	8-9500-08	13
8-8992	43, 49	8-9500-10	31, 69, 79, 81, 85, 99
8-9012-3.....	53	8-9500-12	53, 59, 81, 85, 93
8-9020	63, 65	8-9500-13	11
8-9020-5.....	63	8-9500-15	89
8-9020-6.....	59, 63	8-9500-17	59, 81
8-9020-7.....	63	8-9500-2	89
8-9020-70.....	63	8-9500-21	69
8-9020-8.....	63	8-9501-15	87, 89, 93
8-9020-9.....	63, 65	8-9501-53	93
8-9021	67	8-9503-1	83
8-9021-09.....	67	8-9503-10	81, 99
8-9021-10.....	67	8-9503-20	89
8-9021-11.....	67	8-9512-1	51
8-9021-12.....	67	8-9512-10	21, 23, 27, 71
8-9021-3.....	67	8-9512-7	13
8-9021-5.....	67	8-9513-1	99

8-9513-11.....	79	9-0206-2.....	31, 71, 75
8-9514-13.....	93	9-0206-25.....	21, 23, 55, 73
8-9515-16.....	9	9-0206-3.....	97, 99
8-9515-21.....	69, 83	9-0206-4.....	15, 79, 93
8-9620-08.....	31, 79, 85	9-0206-45.....	21, 23, 55, 71
8-9620-09.....	67, 87	9-0207.....	85
8-9620-11.....	61	9-0208-2.....	31, 67
8-9620-12.....	89	9-0208-25.....	13
8-9702-12.....	89, 93	9-0208-35.....	67
8-9702-13.....	61	9-0208-5.....	25
8-9705-10.....	99	9-0210-2.....	11, 99
8-9710-10.....	13, 31, 43, 69, 81, 85, 99	9-0210-3.....	59, 67
8-9710-11.....	55	9-0210-35.....	19, 59
8-9710-12.....	11, 59, 81, 85, 93	9-0210-4.....	21, 23
8-9710-15.....	89	9-0210-45.....	27
8-9710-16.....	53	9-0210-5.....	41, 61
8-9710-17.....	59, 69, 81	9-0212-3.....	43
8-9710-19.....	89	9-0212-35.....	11, 19, 41, 59
8-9710-9.....	87, 93	9-0212-4.....	9
8-9715-10.....	13, 21, 23, 27, 71, 89, 99	9-0212-45.....	19, 99
8-9715-12.....	9, 55, 93	9-0212-5.....	15, 31, 55
8-9715-13.....	51	9-0212-55.....	89
8-9715-15.....	51	9-0212-6.....	81
8-9715-8.....	13, 89, 91	9-0216-10.....	31
8-9726-3.....	81	9-0216-11.....	31
8-9730-19.....	91	9-0216-3.....	59
8-9745-13.....	13, 99	9-0216-65.....	31
8-9900-10.....	101	9-0304-08.....	53
8-9900-20.....	101	9-0406-10.....	55, 61
8-9900-30.....	101	9-0406-20.....	53
8-9900-40.....	101	9-0430-3.....	69
80-75002.....	53	9-1012.....	47
80-95021.....	9	9-1020.....	61
80-95039.....	87	9-1108.....	25, 71, 75
9-0006-2.....	9	9-1110.....	19, 25, 41
9-0008-16.....	59, 67	9-1112.....	9, 15, 21, 23, 55, 71, 99
9-0010-16.....	43	9-1112-K.....	11, 59
9-0010-2.....	43	9-1116.....	47
9-0010-20.....	53	9-1116-K.....	11, 31, 43
9-0010-2L.....	13	9-1206.....	71
9-0010-3.....	25	9-1216.....	25, 59
9-0010-35.....	41	9-1306.....	31, 75, 93
9-0010-5.....	25	9-1308.....	31
9-0012-25.....	13	9-1310.....	11, 27, 31, 43, 53, 59, 67, 99
9-0012-2L.....	11, 13	9-1312.....	11, 13, 15, 19, 31, 41, 59, 81, 89, 99
9-0012-35.....	9, 11, 99	9-1316.....	9, 31, 43, 59
9-0012-7.....	47	9-1320.....	19
9-0012-9.....	11, 99	9-1663.....	53
9-0014.....	11, 99	9-1806-63.....	53
9-0016-35.....	11, 59	9-1806-9.....	41
9-0016-4.....	59	9-1880-1.....	31
9-0016-45.....	59	9-1910-16.....	13
9-0017-0.....	11, 31	9-1914-2013, 31, 51, 61, 69, 79, 83, 85, 89, 91, 93, 99	
9-0017-3.....	43	9-1917-24.....	59, 69, 81, 85, 93, 97
9-0017-6.....	43	9-1918-25.....	69
9-0019-32.....	11, 31	9-1921-29.....	9, 89
9-0116-35.....	25	9-1924-32.....	13
9-0120-5.....	19	9-1927-35.....	59, 69, 83
9-0120-55.....	9	9-1934-42.....	13, 81, 89
9-0204-45.....	53	9-1943-52.....	13
9-0205-3.....	79	9-2009-2.....	83
9-0206-10.....	15	9-2012-1.....	71, 79
9-0206-12.....	73	9-2015.....	87
9-0206-16.....	15, 43, 53	9-2015-1.....	85

KETO-105 LD

9-2016-25.....	47	9-2258.....	21
9-2019-3.....	85	9-2280.....	23, 55
9-2020.....	79	9-2305-1.....	63
9-2024-5.....	71	9-2305-3.....	67
9-2028.....	15, 71	9-2316-1.....	71
9-2045-2.....	63, 67	9-2330.....	21, 23, 27, 55
9-2047-2.....	65	9-2406-3.....	71
9-2050-2.....	21	9-2407-05.....	23
9-2055.....	21, 27	9-2407-1.....	21
9-2057.....	53	9-2407-31.....	55
9-2058.....	23	9-2516.....	71
9-2060.....	23	9-2530.....	21, 23, 27, 55
9-2063.....	55	9-280015, 19, 21, 23, 25, 27, 31, 41, 47, 55, 61, 71	
9-2066.....	55	9-2805.....	41, 55
9-2069-2.....	63, 65	9-2925-31.....	41
9-2078.....	63, 65	9-3008-25.....	67
9-2089.....	67	9-5008.....	13
9-2094.....	67	9-5025-1.....	21, 23, 27
9-2132-16.....	71	9-5032.....	101
9-2150-25.....	27	9-5050.....	101
9-2163-30.....	21, 23	9-5075.....	101
9-2170-30.....	55	906634.....	65
9-2217-2.....	71	9783214.....	65
9-2240.....	27		



KONE-KETONEN OY

Kehätie 25
FIN-64100 Kristiinankaupunki
FINLAND

Telefon: +358 6 221 2900
Telefax: +358 6 221 2179

