

Spare parts catalogue

Ersatzteilkatalog

KETO-100LD



Publ: 100_LD_2007

Date: 12/10/07



Nr. _____ Date: _____

1. Contents Inhalt

Contents	Inhalt	3
Preface	Einleitung.....	5
Frame	Rahmen.....	7
Frame 2L	Rahmen 2L	9
Frame pin assembly	Rahmenstift Versammlung.....	11
Color marking	Farbmarkierung.....	13
Thickness meter	Dickenmessgerät	15
Delimiting knives	Entastungsmesser.....	17
Delimiting knives.....	Entastungsmesser	19
Cylinder,delimiting knives Ø63	Zylinder,entastungsmesser Ø63	21
Cylinder,delimiting knives Ø70	Zylinder,entastungsmesser Ø70	23
Delimiting knives, rear	Entastungsmesser, hinter	25
Cylinder Ø50,rear knives	Zylinder Ø50,hintermesser.....	27
Tilt	Tilt	29
Tilt	Tilt	31
Tilt cylinder.....	Tiltzylinder.....	33
Hydr.motor OMH 400/500.....	Hydr. Motor OMH 400/500.....	35
Rotator	Rotor	37
Indexator AV12S.....	Indexator AV12S.....	39
Damper.....	Dämpfer	41
Tower and tracks	Turm und Raupen	43
Tower and tracks NS	Turm und Raupen NS	45
Tower and tracks NS	Turm und Raupen NS	47
Tower and tracks SS	Turm und Raupen SS	49
Tower and tracks SS	Turm und Raupen SS	51
Track housing	Raupengehäuse.....	53
Track.....	Raupen	55
Idler.....	Umleitungsrolle	57
Hydr.motor OMSS-200/K.....	Hydr. Motor OMSS-200/K.....	59
Hydr.motor OMSU/OMTS 200	Hydr. Motor OMSU/OMTS 200.....	61
Hydr.motor OMTS 250.....	Hydr. Motor OMTS 250.....	63
Hydr.motor TMT 250.....	Hydr. Motor TMT 250.....	65
Track measuring system.....	Längenausmass.....	69
Track cylinder	Raupenzylinder	71

Saw casing	Sägegehäuse	73
Saw casing	Sägegehäuse	75
Saw bar mount.....	Sägestabeinfassung	79
Saw motor F11-10/K.....	Sägemotor F11-10/K.....	81
Saw motor F11-14/K.....	Sägemotor F11-14/K.....	83
Saw motor F11-19	Sägemotor F11-19	85
Motor hose connectors	Verschraubungen / motor	87
Cylinder,saw	Zylinder,Säge	89
Sensor, rotating	Geber, rotierend	91
Inductive sensor.....	Induktiv geber	93
Valve blocks	Ventilgruppe	95
Valve blocks.....	Ventilgruppe	97
Valve blocks.....	Ventilgruppe	99
Block fittings.....	Einbausatz	101
Valve block, adjustment.....	Ventilblock, einstellung	103
Miscellaneous parts.....	Verschiedene Teile	105
Lubrication pump	Schmierung Pumpe	107
Oil tank.....	Öltank.....	109
Safety stickers	Sicherheit aufkleber	111
Hose kit JIC	Schlauchsatz JIC	113
Hose kit R	Schlauchsatz R	117

2. Preface

Einleitung

All parts listed pcs/harvester head

The following signs and names are used in this publication:

Die folgenden Zeichen und die Namen werden in dieser Publikation verwendet:

Aller aufgeführte Kopf der Stücke der Teile/Erntemaschine

Die folgenden Zeichen und die Namen werden in dieser Publikation verwendet:

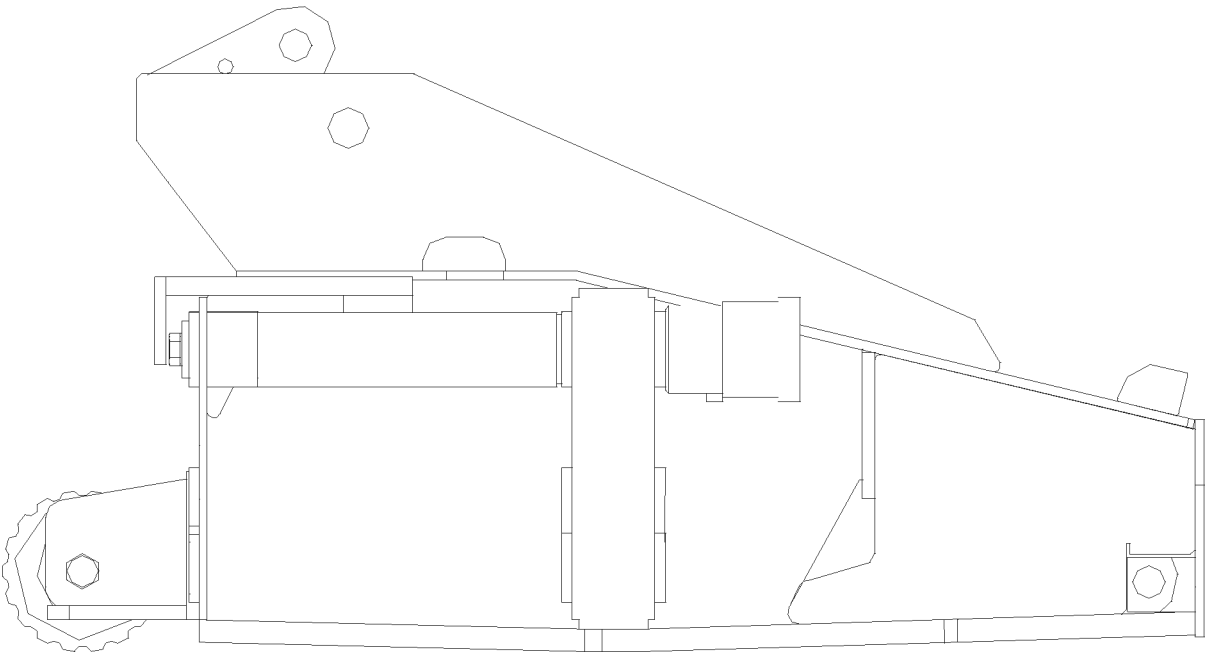
Compl.Vollst.	=	Complete Vollständig
NS	=	Not saw side Nicht die Seite der Säge
SS	=	Saw sidedie Seite der Säge
inst.	=	Assembly Versammlung
-	=	Straight hose coupling Kupplung, gerade
L	=	90° hose coupling Kupplung 90°
V	=	45° hose coupling Kupplung 45°
/K	=	Hydr.motor Keto Hydr. Motor Keto
/R	=	Hydr.motor Standard Hydr. Motor Standard
Seal, USIT Dichtung, USIT	=	Metallic seal with an inner ring of rubber Metallische Dichtung mit einem inneren Ring des Gummis
PP	=	Cylinder bottom side Seite des Zylinderbodens
VP	=	Cylinder stem side Seite des Zylinderstammes
x	=	Order as required Ordnung, wie angefordert

All rights reserved

Alle rechte vorbehalten

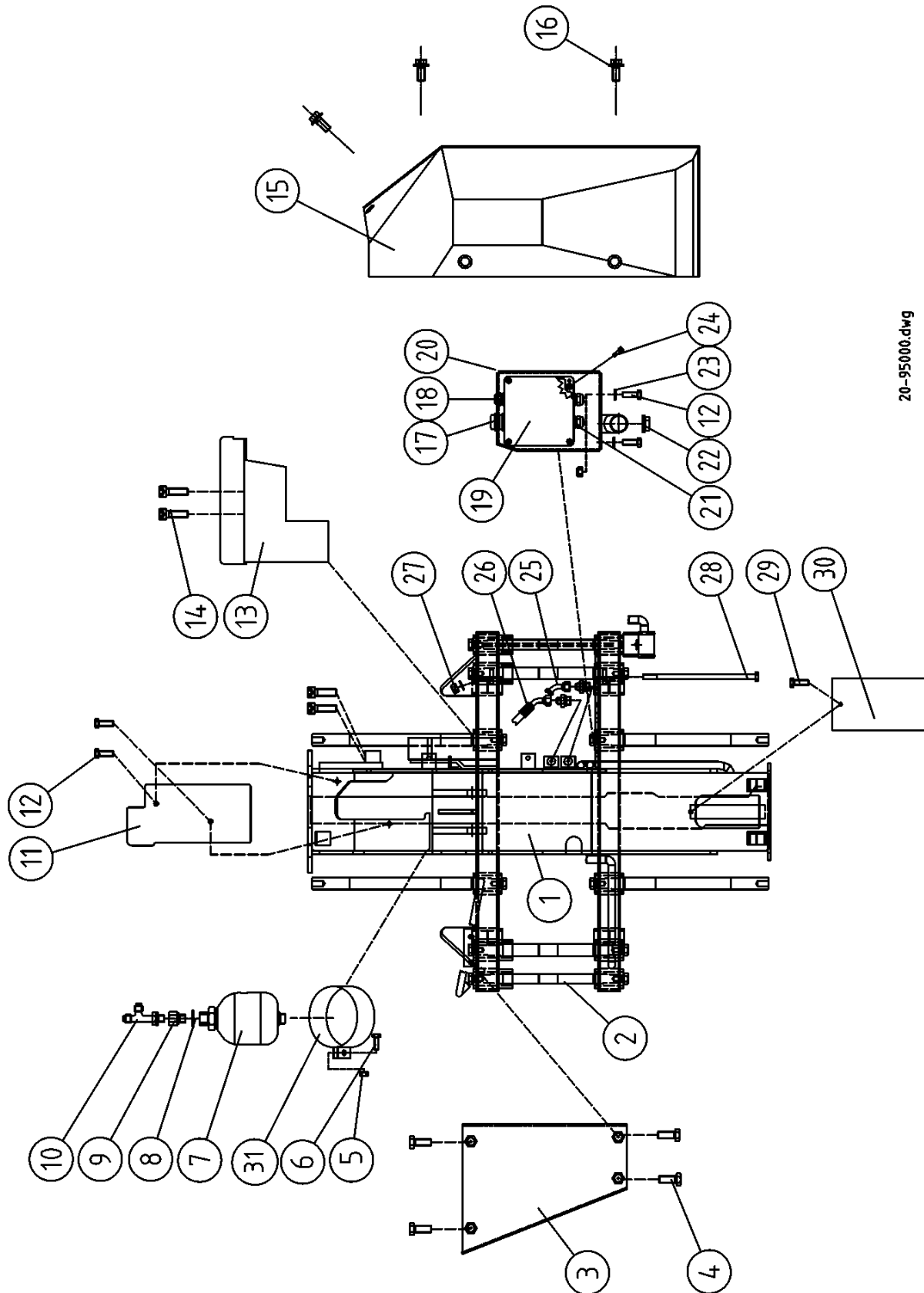
3. Frame

Rahmen



Frame 2L

Rahmen 2L



Frame 2L

Rahmen 2L

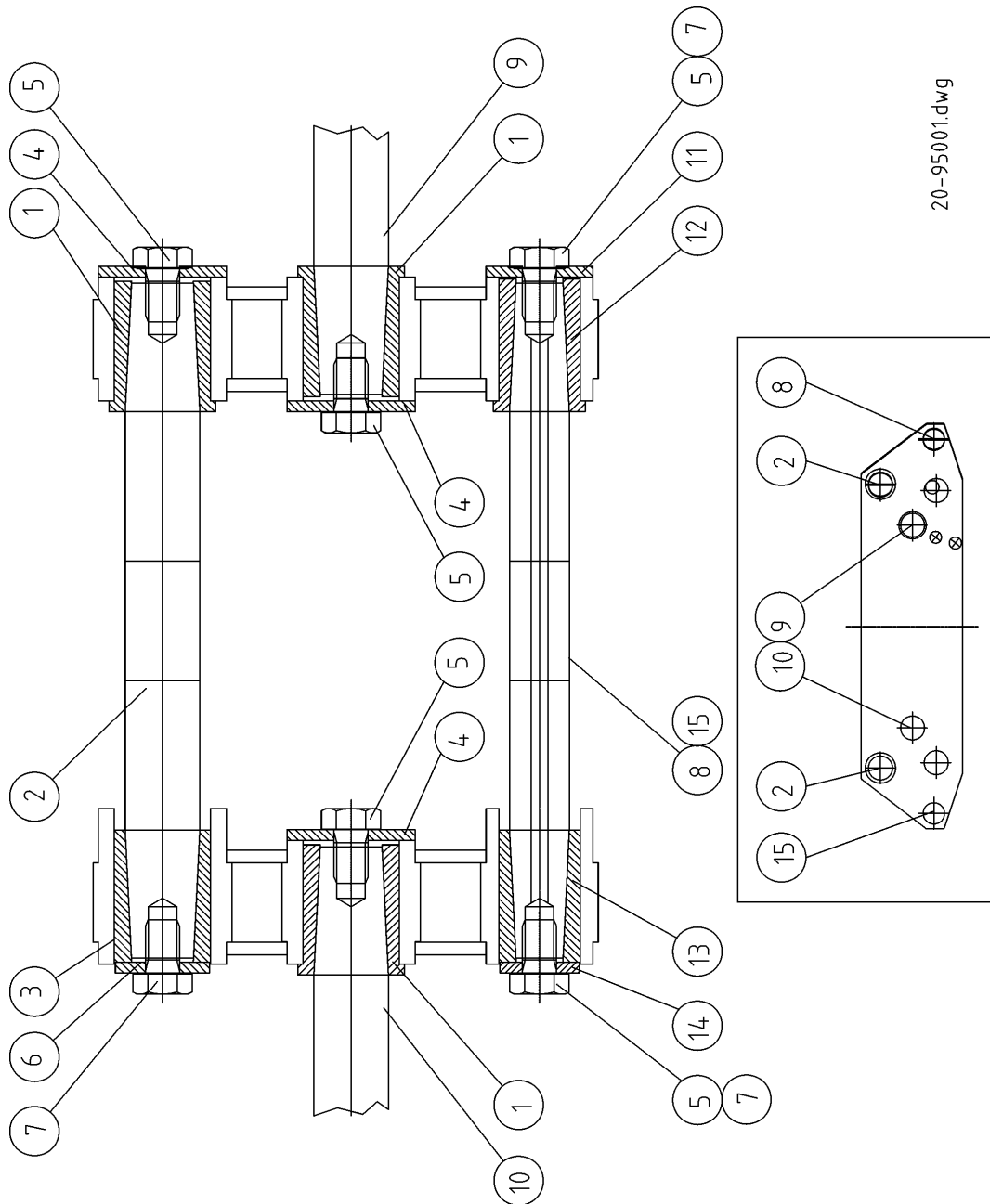
Item Ref	Description Benennung	Order no Bestellungsnr.	pcs Men	Notes Anmerkung
1	Frame Rahmen	1-2300	1	
2	Frame pin assembly Rahmenstift Versammlung.	-		See page 10->
3	Cover Schutz	5-2300-20	1	earlier models
	Cover Schutz	20-55227	1	machine no. 673 ->
4	Screw, hex Sechskantschraube	9-0016-4L	X	M16*40 10,9
5	Lock nut Schlossmutter	9-1110	X	M10 Nyloc
6	Screw, hex Sechskantschraube	9-0030-3	X	M10*30
7	Press. accumulator Druckakkumulator	8-3008	1	
8	Seal, USIT Dichtung, USIT	9-1921-29	X	R1/2" ø21/29
9	Reducing nipple	8-9515-16	1	1/2"-3/8"
10	Angle nipple Winkelnippel	8-9530-20	X	3/8"
	Angle nipple Winkelnippel	8-9715-12	X	3/8-3/4UNF
	T-nipple T-verschraubung	8-9740-12	X	JIC 3/82-3/4"-3/4" Canada
11	Shield plate Schutzplatte	1-2303-20	1	
12	Screw, hex Sechskantschraube	9-0012-25	X	M12*25
13	Protective cover Schutzdeckel	1-2305-13	1	
14	Allen screw Inbusschraube	9-0212-8	X	M12*80
15	Protective cover Schutzdeckel	1-2305-18	1	
16	Screw, hex Sechskantschraube	9-0016-25E	X	M16*25
17	Feedthrough coupling Mehrfachdichtverschraubung	8-1055-2	1	PG 21
18	Feedthrough coupling Mehrfachdichtverschraubung	8-1055-3	1	PG 13
19	Electric Box Elektrische Gehäuse	4-4058-2	1	
20	Oil tank Öltank	-	1	
21	Covering plate Deckplatte	8-1055-4	3	
22	Oil cap Öleinfüllung	9-5008		Complete
23	Lock washer Sicherungsscheibe	9-1312		M12 Nordlock
24	Allen screw Inbusschraube	9-0206-2		M6*20
25	Hose Schlauch	-		R3/8" L-1700
	Hose Schlauch	-		UNF 3/4" L-1700 Kanada
26	Hose Schlauch	-		R3/8" L-1700
	Hose Schlauch	-		UNF 3/4" L-1700 Kanada
27	Lock nut Schlossmutter	9-1112		M12 Nyloc
28	Screw, hex Sechskantschraube	9-0014-9		M12*360
29	Screw, hex Sechskantschraube	9-0010-25		M10*25
30	Cover Schutz	4-2072-1		
31	Clamp Bügel	8-3008-15		

X = Order as required Ordnung, wie angefordert
 NS = Not saw side Not saw side
 SS = Saw side Saw side

When ordering nipples according to the "R"-standard, the Usit-ring has to be ordered separately. In the "JIC"-standard the Usit-ring is included with the nipple.

Frame pin assembly

Rahmenstift Versammlung.



20-95001.dwg

Frame pin assembly

Rahmenstift Versammlung.

Item Ref	Description Benennung	Order no Bestellungsnr.	pcs Men	Notes Anmerkung
1	Bush Hülse	1-4304-11	6	Ø35/45
2	Frame pin Rahmenstift.	1-2302-12	2	Ø35
3	Bush Hülse	1-4304-13	2	Ø35/45
4	Washer Scheibe	1-4304-15	15	Ø60
5	Screw, hex Sechskantschraube	9-0116-35	10	M16x35
6	Washer Scheibe	1-4304-17	2	Ø44
7	Screw, hex Sechskantschraube	3-2170-71	2	M16x30 with hole
8	Frame pin Rahmenstift.	1-2302-13	1	Ø28
9	Frame pin Rahmenstift.	1-2302-11	2	Ø35 L=375 Delimbing knife, front Entastungsmesser, vorder
10	Frame pin Rahmenstift.	1-2302-15	2	Ø35 L=455 Delimbing knife, rear Entastungsmesser, hinter
11	Washer Scheibe	1-4304-16	2	Ø50
12	Bush Hülse	1-4304-12	2	Ø28/38
13	Bush Hülse	1-4304-14	2	Ø28/38
14	Washer Scheibe	1-4304-18	2	Ø37
15	Frame pin Rahmenstift.	1-2302-14	1	Ø28 with hole

X = Order as required

Ordnung, wie angefordert

NS = Not saw side

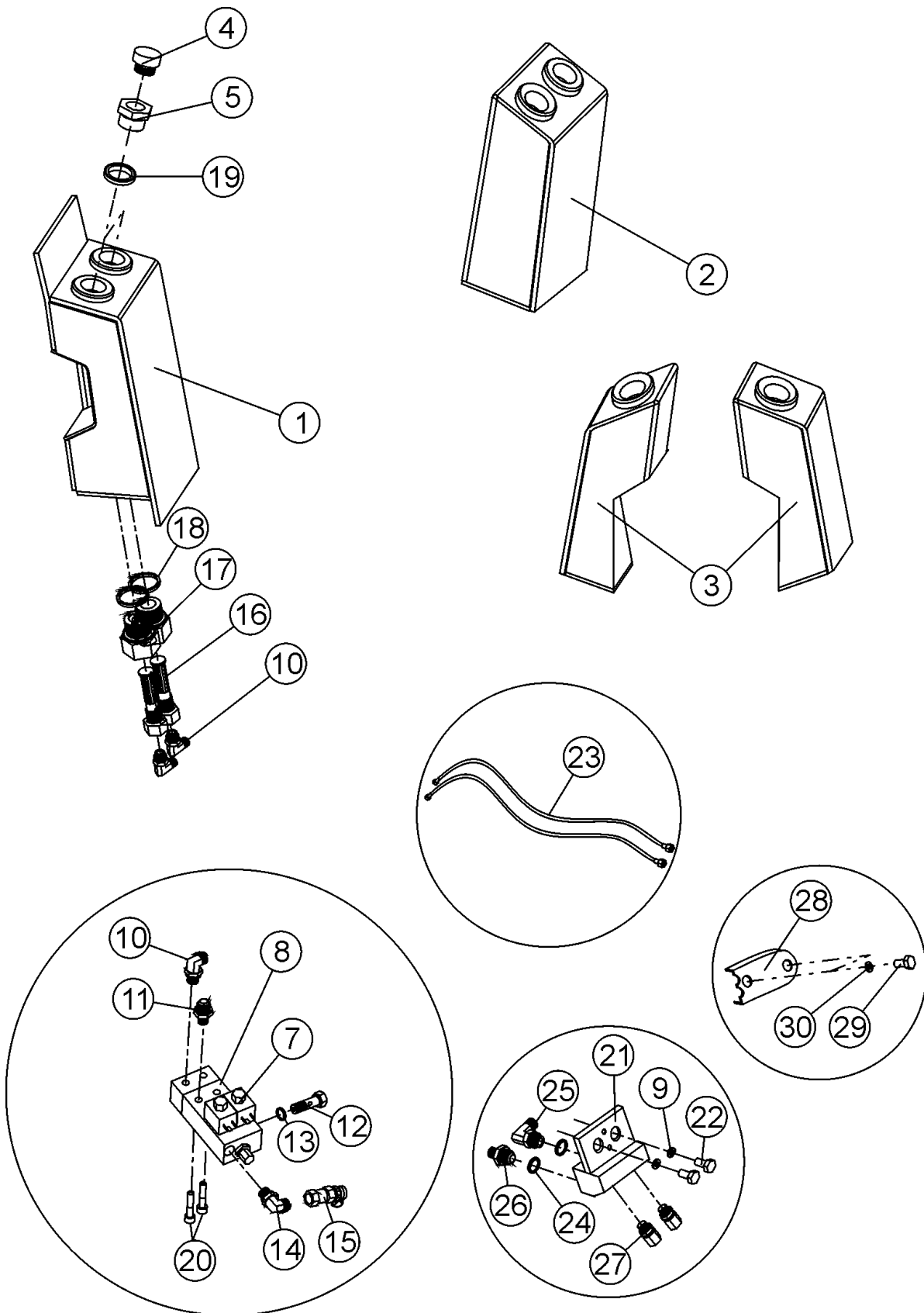
Not saw side

SS = Saw side

Saw side

Color marking

Farbmarkierung



Color marking

Farbmarkierung

Item Ref	Description Benennung	Order no Bestellungsnr.	pcs Men	Notes Anmerkung	
	Color marking Auxiliary parts kit Zusatzteilsatz	Farbmarkierung			
1	Container	Behälter	20-95221	1	100LD/150LD
2	Container	Behälter	20-95212	1	Rotator Rotor
3	Container	Behälter		1	Earlier models
4	Oil cap	Öleinfüllung	9-5008	2	1" complete
	Seal, USIT	Dichtung, USIT	9-1934-42	X	R1" ø34/42
	Screen	Sieb	8-9306-10	X	
5	Connection sleeve	Verbindungshülse	20-85227	X	M10x20
6	Flanged hex. screw	Schraube mit Flansch	9-0012-2L	X	M10x20
7	Solenoid valve	Magnetventil	8-9308-6	2	
	Coil	Spule	8-9308-62	2	
	Spindle	Spindel	8-9308-61	2	
	Nut	Mutter	8-9308-9	2	
	Seal kit	Dichtssatz	8-9308-63	X	
8	Color pump	Farbpumpe	8-9309-1	1	type CSP-21
	Repair kit	Reparatursatz	8-9309-2	X	
9	Lock washer	Sicherungsscheibe	9-1312	X	M12 Nordlock
10	Angle nipple	Winkelnippel	8-9715-10	3	1/4-9/16
11	Double nipple	Doppelnippel	8-9710-10	1	R1/4"-9/16UNF
12	Banjo nipple	Banjonippel	8-9745-13	2	1/4"
13	Seal, USIT	Dichtung, USIT	9-1914-20	2	1/4"
14	Angle nipple	Winkelnippel	8-9715-10	1	1/4-9/16
	Angle nipple	Winkelnippel	8-9715-8	1	R1/4
15	Meas. coupler	Meßanschluß	8-3000-2	X	R1/4"
16	Filter	Filter	8-9307-20	2	
17	Connection sleeve	Verbindungshülse	20-85236	2	
18	Seal, USIT	Dichtung, USIT	9-1924-32	2	R5/8" ø24/32
19	Seal, USIT	Dichtung, USIT	9-1943-52	4	R1 1/4"
20	Allen screw	Inbusschraube	9-0208-25	2	M8x25 countersunk
21	Block	Block	10-85000	1	Forst R1/8"
22	Screw, hex	Sechskantschraube	9-0012-25	2	M12x25
23	Hose	Schlauch	8-9360	2	L 600mm, 1/8"
24	Seal, USIT	Dichtung, USIT	9-1910-16	2	1/8"
25	Angle nipple	Winkelnippel	8-9512-7	1	90° 1/8"
26	Double nipple	Doppelnippel	8-9500-08	1	R1/8-R1/8"
27	Nozzle	Düse	8-9308-12	2	
	Repair kit	Reparatursatz	8-9308-13	2	
28	Shield plate	Schutzplatte	20-85007	1	
29	Screw, hex	Sechskantschraube	9-0010-2	2	M10x20
30	Lock washer	Sicherungsscheibe	9-1312	X	M10 Nordlock

X = Order as required

Ordnung, wie angefordert

NS = Not saw side

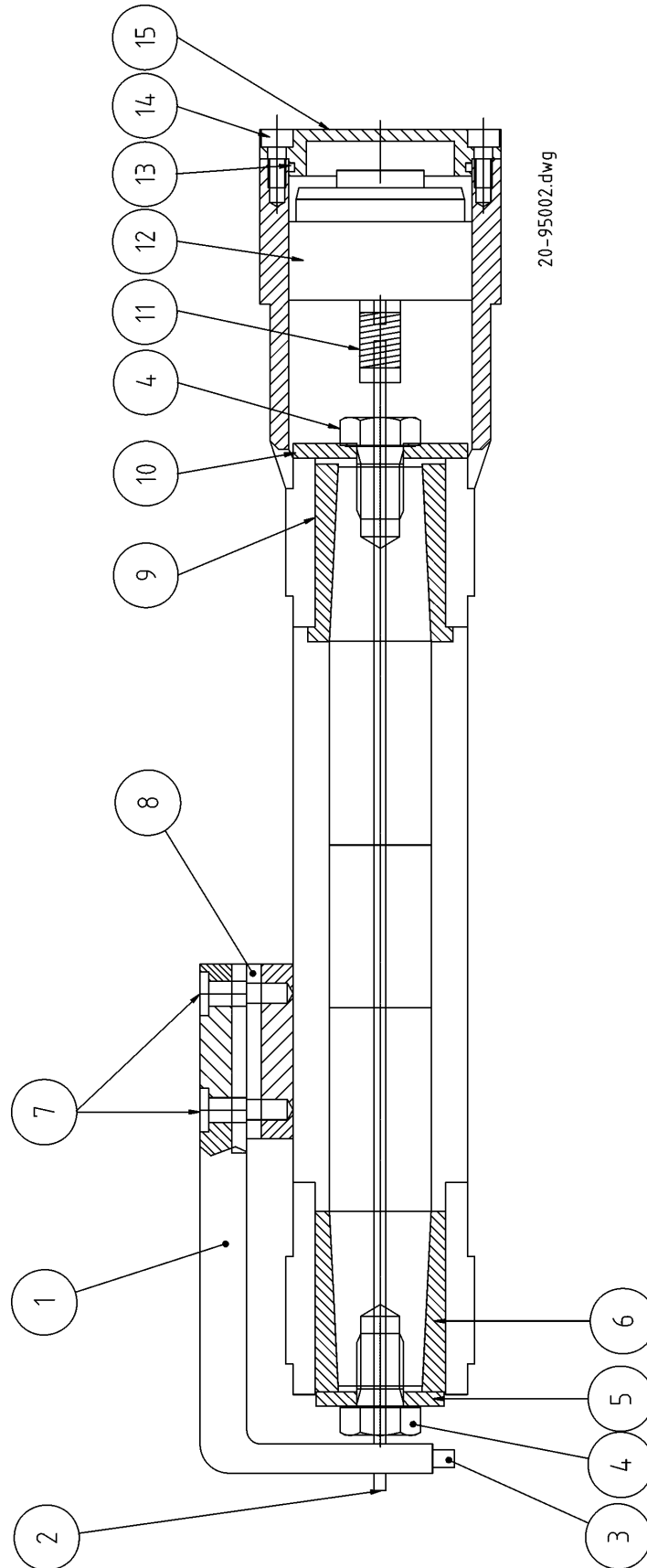
Not saw side

SS = Saw side

Saw side

Thickness meter

Dickenmessgerät



20-95002.dwg

Thickness meter

Dickenmessgerät

Item Ref	Description Benennung		Order no Bestellungsnr.	pcs Men	Notes Anmerkung
	Thickness meter	Dickenmessgerät	3-2160	1	
1	L-bracket	Winkel teil "L"	3-2300-11	1	
2	Shaft	Achse	3-2160-1	1	Ø6
3	Allen screw	Inbusschraube	9-0406-16	1	M6*16
4	Screw, hex	Sechskantschraube	3-2170-71	2	M16*30
5	Washer	Scheibe	1-4304-18	1	Ø37
6	Bush	Hülse	1-4304-14	1	Ø28/38
7	Allen screw	Inbusschraube	9-0208-25	4	M8x25
8	Key	Keil	4-6220-1	1	Ø28/38
9	Bush	Hülse	1-4304-12	1	Ø50
10	Washer	Scheibe	1-4304-16	1	Ø6/Ø6
11	Coupler	Kupplung	3-2160-22	1	ø6/ø6 L=24 Stainless
	Coupler	Kupplung	3-2160-23	1	ø6/ø6 plastic (alternative to 3-2160-22)
12	Sensor	Geber	3-2150-81	1	MA322 500puls
	Wire	Leitung	3-2152-16	1	2m for sensor EMETA / Leine&Linde
	Plastic sleeve	Plastikhülse	80-75002	1	EMETA ø58/63
	Countersunk screw	Senkschraube	9-0304-08	3	M4x8
13	O-ring	O-ring	9-2057	1	57x2.5
14	Allen screw	Inbusschraube	9-0212-12	4	
15	Cover	Deckel	15-45005	1	

X = Order as required

Ordnung, wie angefordert

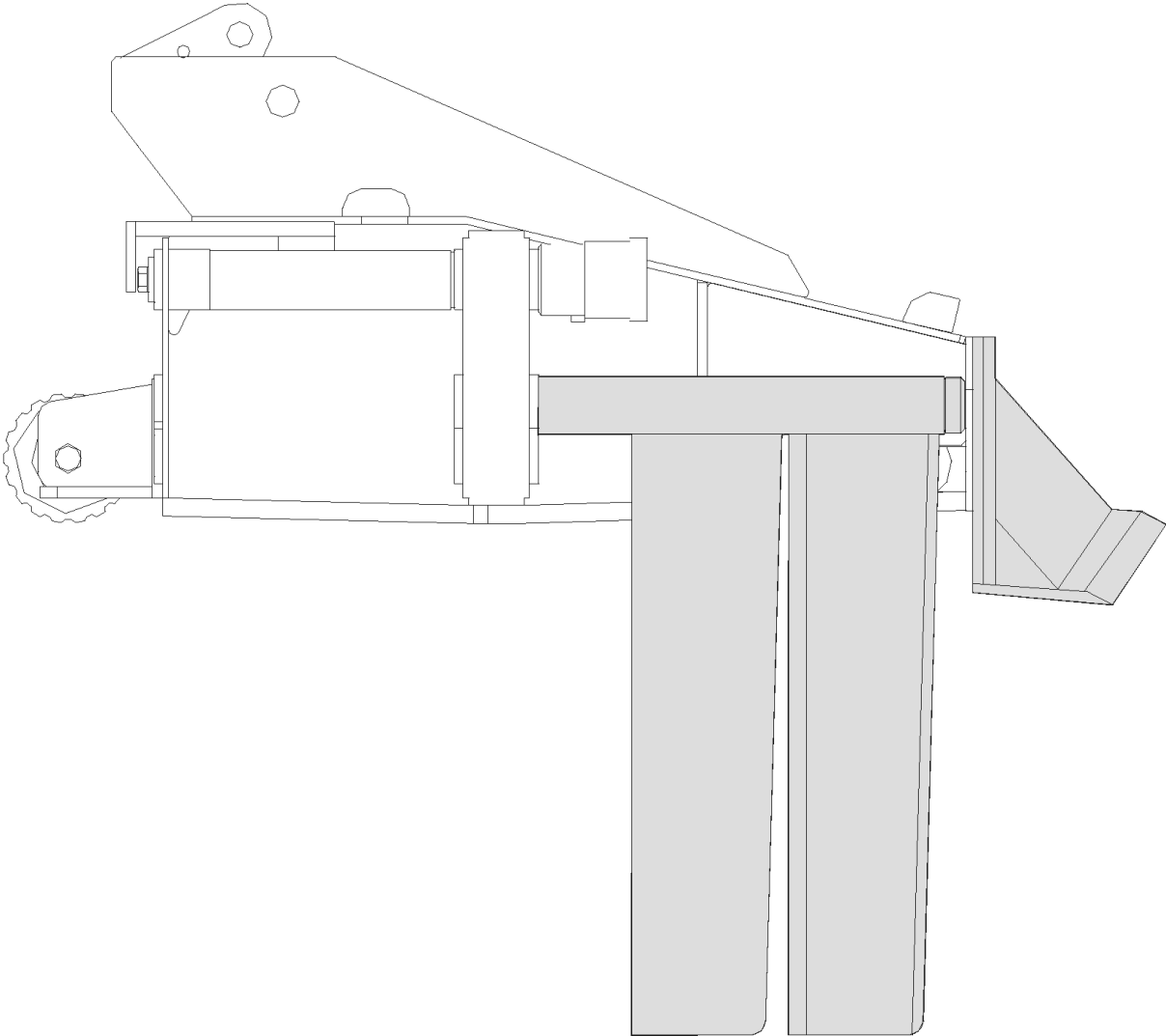
NS = Not saw side

Not saw side

SS = Saw side

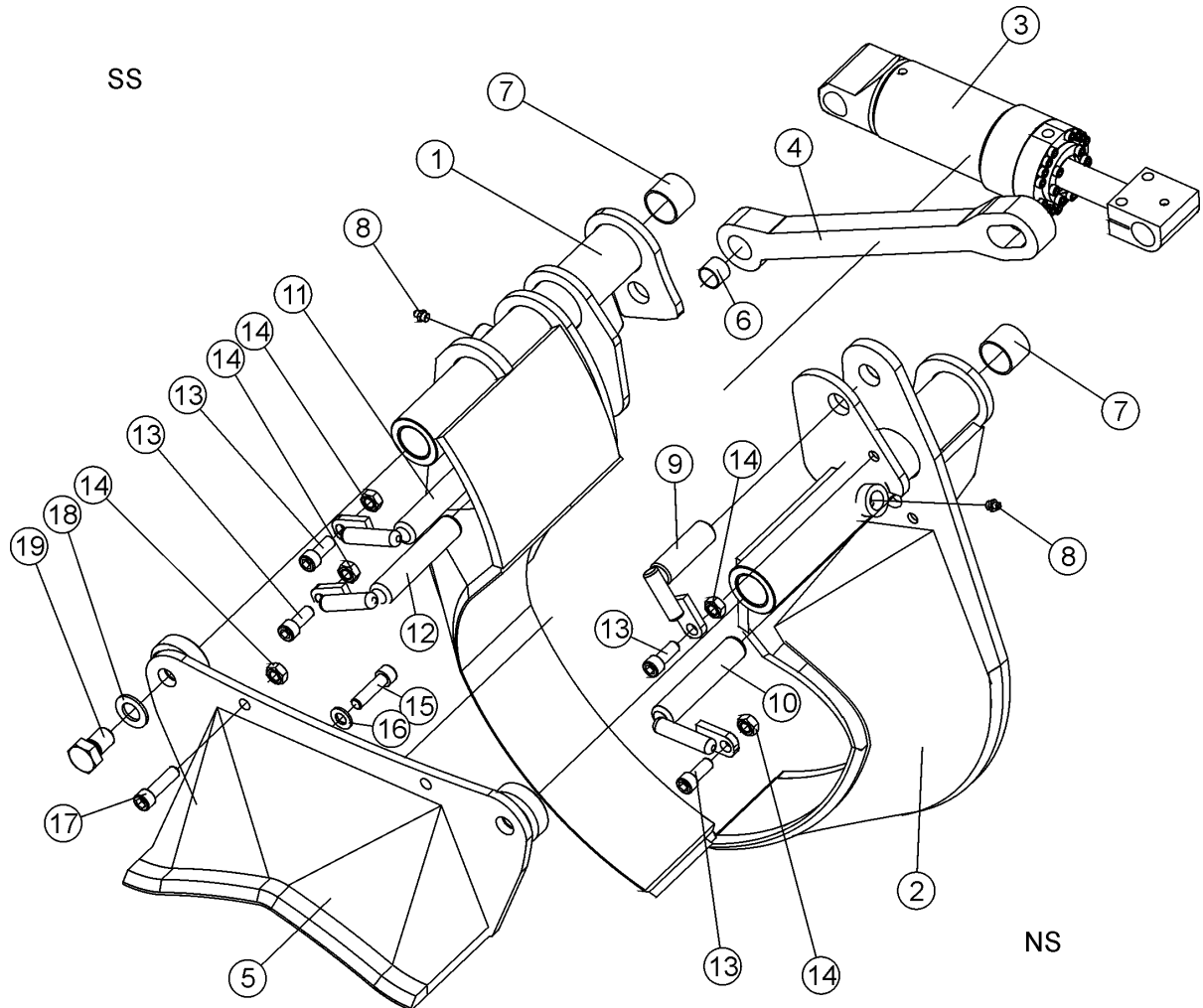
Saw side

3. Delimiting knives Entastungsmesser



Delimiting knives

Entastungsmesser



Delimbing knives

Entastungsmesser

Item Ref	Description Benennung	Order no Bestellungsnr.	pcs Men	Notes Anmerkung
1	Delimbing knife Entastungsmesser	2-2003-2	1	NS for Ø63 cylinder
	Delimbing knife Entastungsmesser	2-2031-1	1	NS for Ø70 cylinder
	Replacement insert Wiedereinbaueinsatz			
2	Delimbing knife Entastungsmesser	2-2002-2	1	SS for Ø63 cylinder
	Delimbing knife Entastungsmesser	2-2030-1	1	SS for Ø70 cylinder
	Replacement insert Wiedereinbaueinsatz			
3	Cylinder,delimbing knives Zylinder,entastungsmesser	1-2096	1	Ø63
	Cylinder,delimbing knives Zylinder,entastungsmesser	1-2096-3	1	Ø70
4	Balancing rod Balanzierstange	3-4044-2	1	
5	Delimbing knife, fixed Entastungsmesser, bewegungslos	3-2022-1	1	
6	Bushing Buchse	8-5025-2	1	WB802 ø25/28-30
7	Bushing Buchse	8-5035-03	8	WB802 ø35/39-30
8	Grease nipple Schmiernippel	9-2800	X	R1/8"
9	Pin Stift	4-4092-4	1	
10	Cylinder pin Zylinderstift	4-2091-6	1	
11	Cylinder pin Zylinderstift	4-2091-51	1	
12	Pin Stift	4-2092-31	1	SSBalanzierstange
13	Allen screw Inbusschraube	9-0210-35	X	M10x35
14	Lock nut Schlossmutter	9-1110	X	M10 Nyloc
15	Allen screw Inbusschraube	9-0212-35	X	M12x35
16	Lock washer Sicherungsscheibe	9-1312	X	M12 Nordlock
17	Allen screw Inbusschraube	9-0212-35	1	M12x35 SS
	Allen screw Inbusschraube	9-0212-45	1	M12x45 NS
18	Lock washer Sicherungsscheibe	9-1320	2	M20 Nordlock
19	Screw, hex Sechskantschraube	9-0120-5	2	M20x1,5x50

X = Order as required

Ordnung, wie angefordert

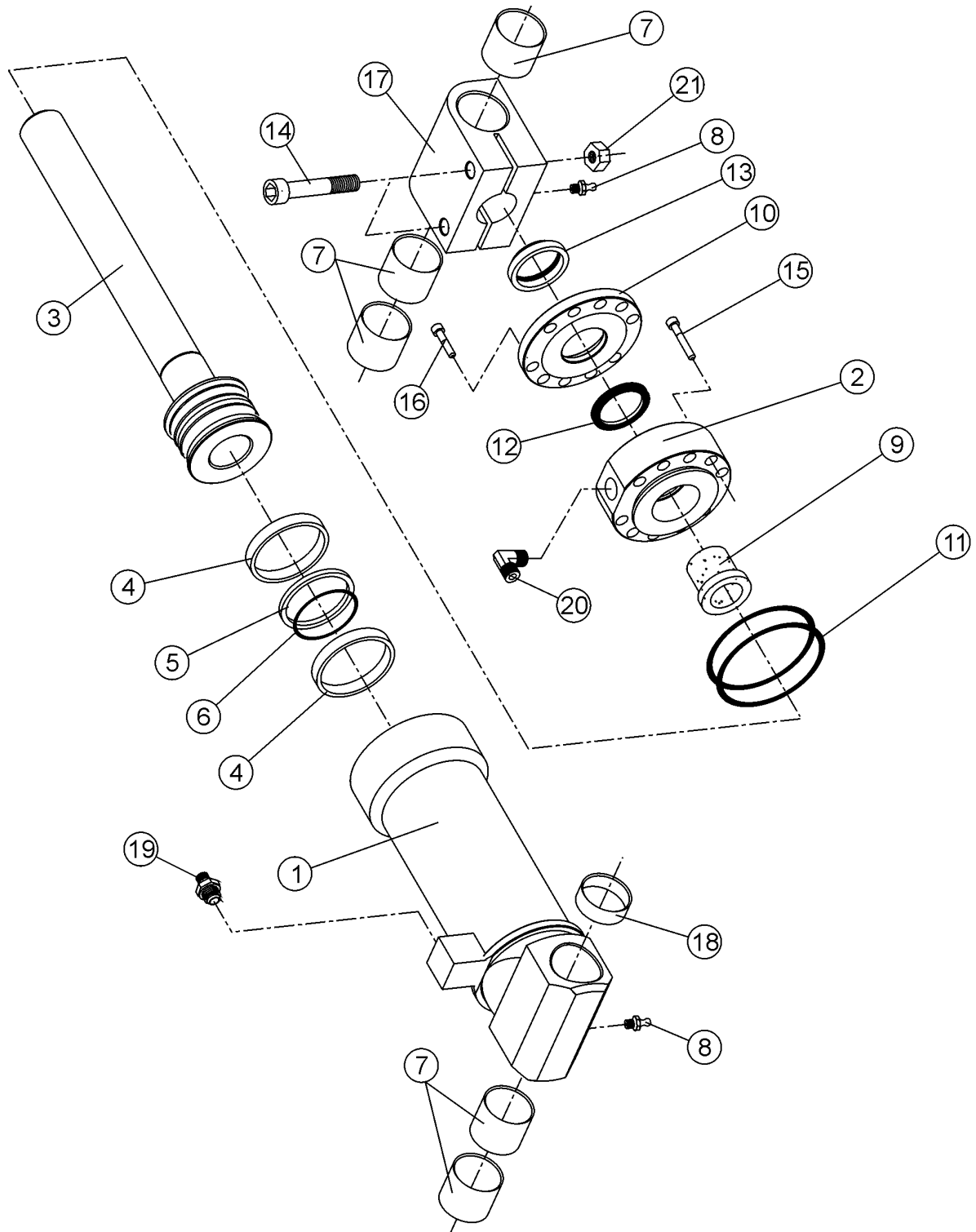
NS = Not saw side

Not saw side

SS = Saw side

Saw side

Cylinder, delimiting knives Ø63 Zylinder, entastungsmesser Ø63



Cylinder,delimbing knives Ø63 Zylinder,entastungsmesser Ø63

Item Ref	Description Benennung	Order no Bestellungsnr.	pcs Men	Notes Anmerkung
	Cylinder Zylinder	1-2096	1	Compl. Vollst. Ø63
	Seal kit Dichtssatz	9-2163-30	1	Compl. Vollst.
1	Cylinder pipe Zylinderaufbuchse	3-2020-5	1	
2	Guide Führung	3-2020-4	1	
3	Piston and stem Kolbe und stange	3-2095-2	1	ø63/30
4	Slide ring Gleitring	9-2407-1	2	2,5x7,7x187
5	Piston seal Kolbendichtung	9-2258	1	Shamban 3,6x58/63
6	O-ring O-ring	9-2050-2	1	OR 50x3,5
7	Bushing Buchse	9-5025-1	5	WB 802 ø25/28-25
8	Grease nipple Schmiernippel	9-2800	2	R1/8"
9	Sliding sleeve Gleithülse	3-5099-3	1	Ø45/30-22
10	Wiper Wiper	3-2100-5	1	
11	O-ring O-ring	9-2055	2	OR 55,0x2,5
12	Stem seal Kolbenstangendichtung	9-2330	1	NI 300 ø30/40-10
13	Wiper Wiper	9-2530	1	AUASx2 30/40-7/10
14	Allen screw Inbusschraube	9-0210-4	2	M10x40
	Lock washer Sicherungsscheibe	9-1310	2	M10 Nordlock
15	Allen screw Inbusschraube	9-0206-45	14	M6x45
16	Allen screw Inbusschraube	9-0206-25	4	M6x25
17	Stem eye Armöse	3-2101-3	1	Round model(1999)
18	Bushing Buchse	8-5025-0	1	WB 802 ø25/28-15
19	Double nipple Doppelnippel	8-9710-11	1	3/8"
20	Angle nipple Winkelnippel	8-9715-12	1	3/8"-3/4" UNF
21	Lock nut Schlossmutter	9-1112	2	M12 nyloc

X = Order as required

Ordnung, wie angefordert

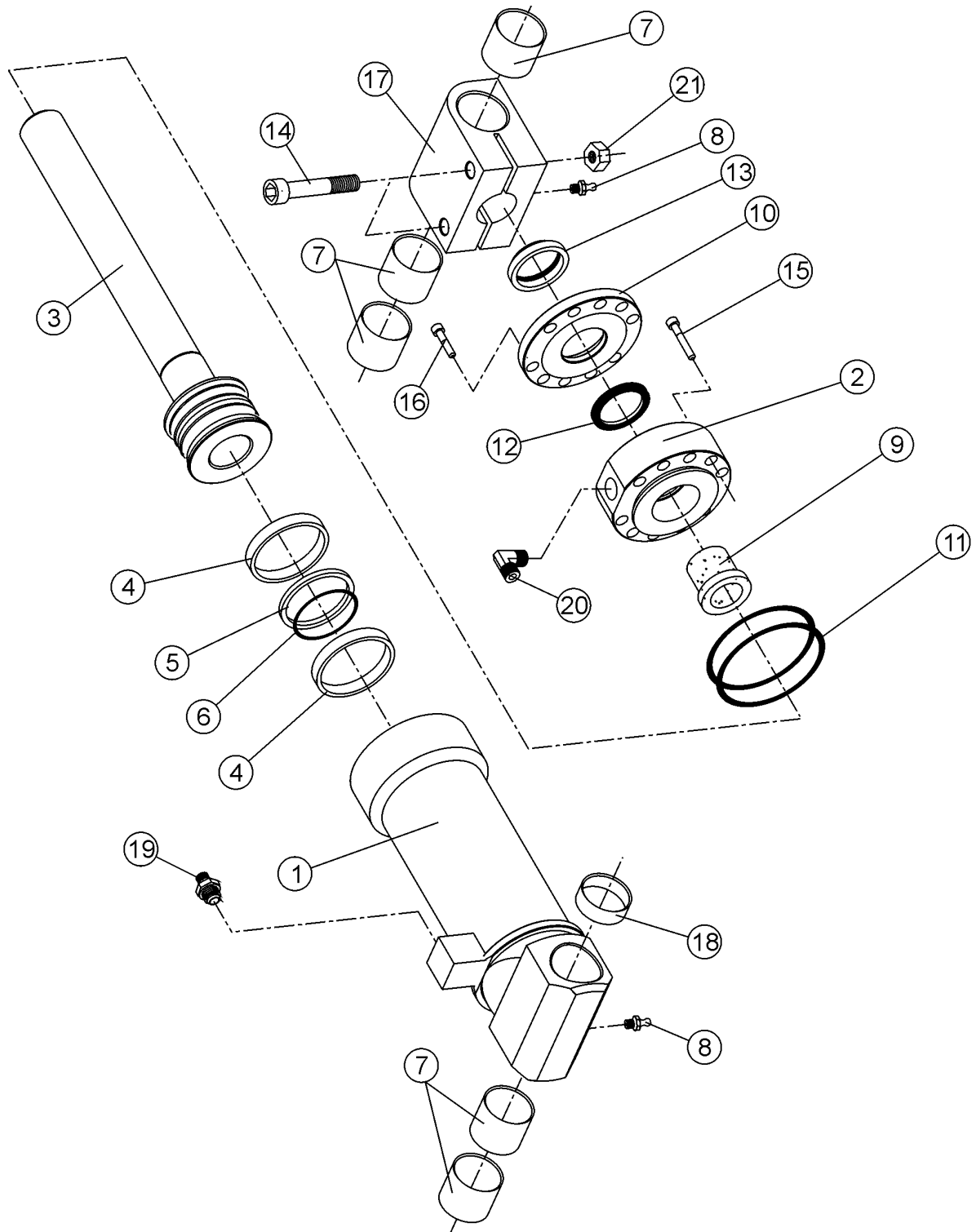
NS = Not saw side

Not saw side

SS = Saw side

Saw side

Cylinder, delimiting knives Ø70 Zylinder, entastungsmesser Ø70



Cylinder, delimiting knives Ø70 Zylinder, entastungsmesser Ø70

Item Ref	Description Benennung	Order no Bestellungsnr.	pcs Men	Notes Anmerkung
	Cylinder Zylinder	1-2096-3	1	Compl. Vollst. Ø70
	Seal kit Dichtssatz	9-2163-30	1	Compl. Vollst.
1	Cylinder pipe Zylinderaufbuchse	20-16002	1	
2	Guide Führung	3-4092	1	Ø70 R1/4" L=38
3	Piston and stem Kolbe und stange	20-16003	1	Ø70
4	Slide ring Gleitring	9-2407-05	2	2,5x7,7 66/70
5	Piston seal Kolbendichtung	9-2280	1	Shamban 4,2X66/70
6	O-ring O-ring	9-2058	1	OR 58x3,5
7	Bushing Buchse	9-5025-1	5	WB 802 ø25/28-25
8	Grease nipple Schmiernippel	9-2800	2	R1/8"
9	Sliding sleeve Gleithülse	3-5099-3	1	Ø45/30-22
10	Wiper Wiper	3-4014-2	1	
11	O-ring O-ring	9-2060	2	OR 60x2,6
12	Stem seal Kolonstangendichtung	9-2330	1	NI 300 ø30/40-10
13	Wiper Wiper	9-2530	1	AUASx2 30/40-7/10
14	Allen screw Inbusschraube	9-0210-4	2	M10x40
	Lock washer Sicherungsscheibe	9-1310	2	M10 Nordlock
15	Allen screw Inbusschraube	9-0206-45	14	M6x45
16	Allen screw Inbusschraube	9-0206-25	4	M6x25
17	Stem eye Armöse	3-2101-3	1	64*64*40
18	Bushing Buchse	8-5025-0	1	WB 802 ø25/28-15
19	Double nipple Doppelnippel	8-9710-11	1	3/8"
20	Angle nipple Winkelnippel	8-9715-12	1	3/8"-3/4" UNF
21	Lock nut Schlossmutter	9-1112	2	M12 nyloc

X = Order as required

Ordnung, wie angefordert

NS = Not saw side

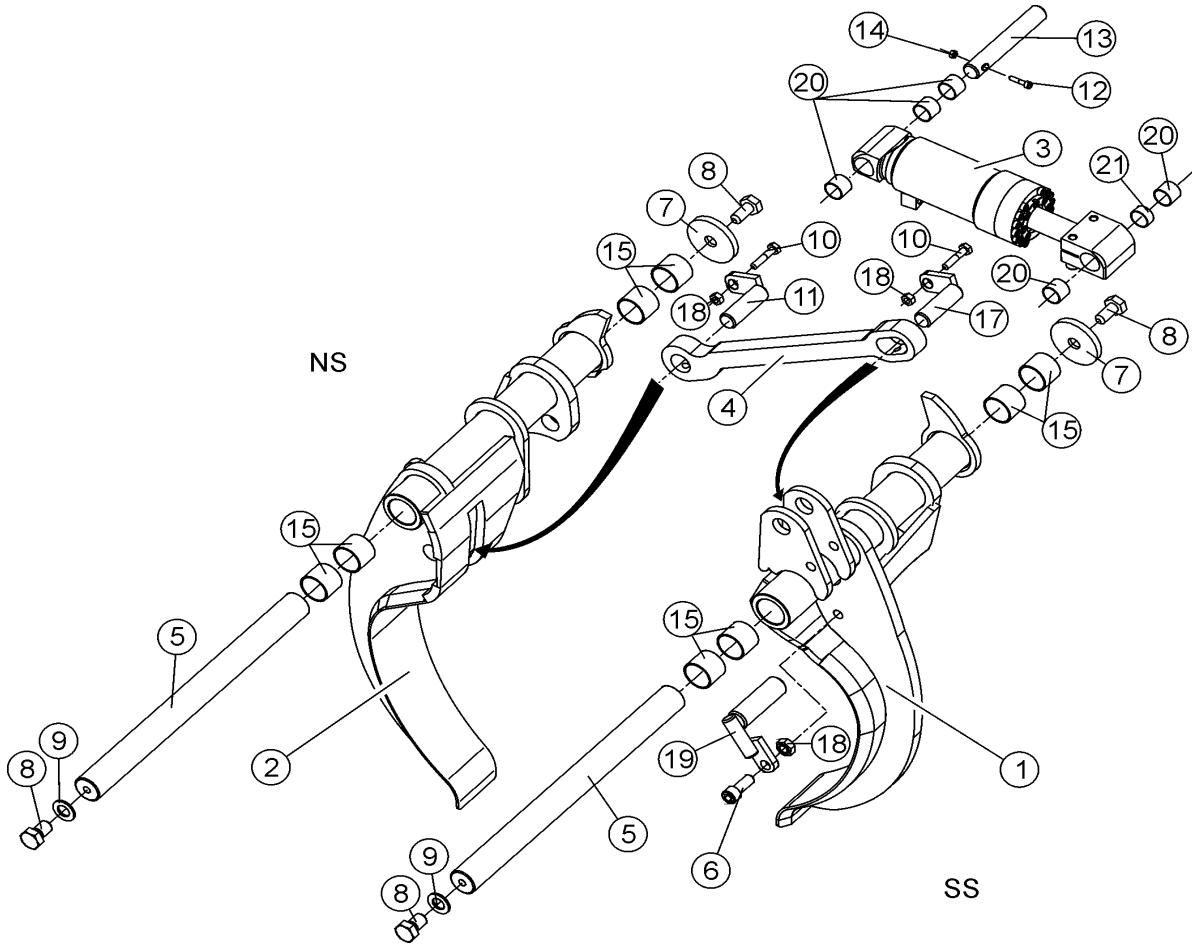
Not saw side

SS = Saw side

Saw side

Delimiting knives, rear

Entastungsmesser, hinter



Delimbing knives, rear

Entastungsmesser, hinter

Item Ref	Description Benennung		Order no Bestellungsnr.	pcs Men	Notes Anmerkung
1	Rear knife	Hintermesser	2-2332	1	SS
2	Rear knife	Hintermesser	2-2333	1	NS
3	Cylinder, rear knife	Zylinder, hintermesser	1-2096-1	1	
4	Balancing rod	Balanzierstange	3-4044-2	1	
5	Frame pin	Rahmenstift.	1-2302-15	2	SS/NS
6	Allen screw	Inbusschraube	9-0010-5	X	M10x50
7	Spacing washer	Zwischenscheibe	1-4304-15	2	Ø60
8	Screw, hex	Sechskantschraube	9-0116-35	4	M16x35
9	Washer	Scheibe	9-1216	X	M16
10	Screw, hex	Sechskantschraube	9-0010-3	X	M10x30
11	Dowel	Führungsbolzen	4-2092-35	1	Ø25-65
12	Allen screw	Inbusschraube	9-0208-5	1	M8x50
13	Pin	Stift	20-15012	1	Ø25-125
14	Lock nut	Schlossmutter	9-1108	1	M8 nyloc
15	Bushing	Buchse	8-5035-03	8	WB802 ø35/39-30
16	Grease nipple	Schmiernippel	9-2800	X	R1/8"
17	Dowel	Führungsbolzen	20-15014	1	Ø25-55
18	Lock nut	Schlossmutter	9-1110	X	M10 nyloc
19	Dowel	Führungsbolzen	20-15013	1	Ø25-155
20	Bushing	Buchse	8-5025-2	5	WB802 ø25/28-30
21	Bushing	Buchse	8-5025-0	1	WB 802 ø25/28-15

X = Order as required

Ordnung, wie angefordert

NS = Not saw side

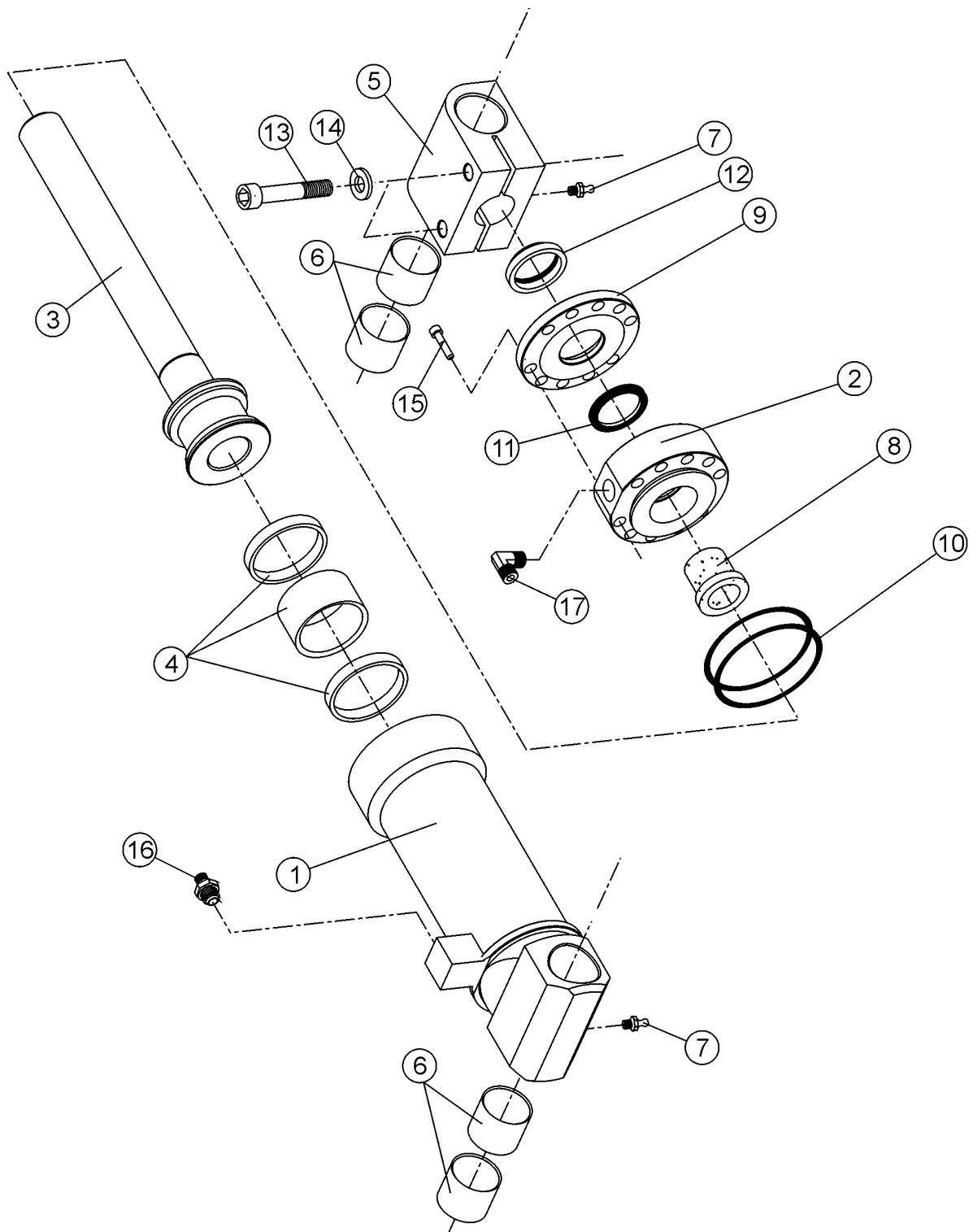
Not saw side

SS = Saw side

Saw side

Cylinder Ø50, rear knives

Zylinder Ø50, hintermesser



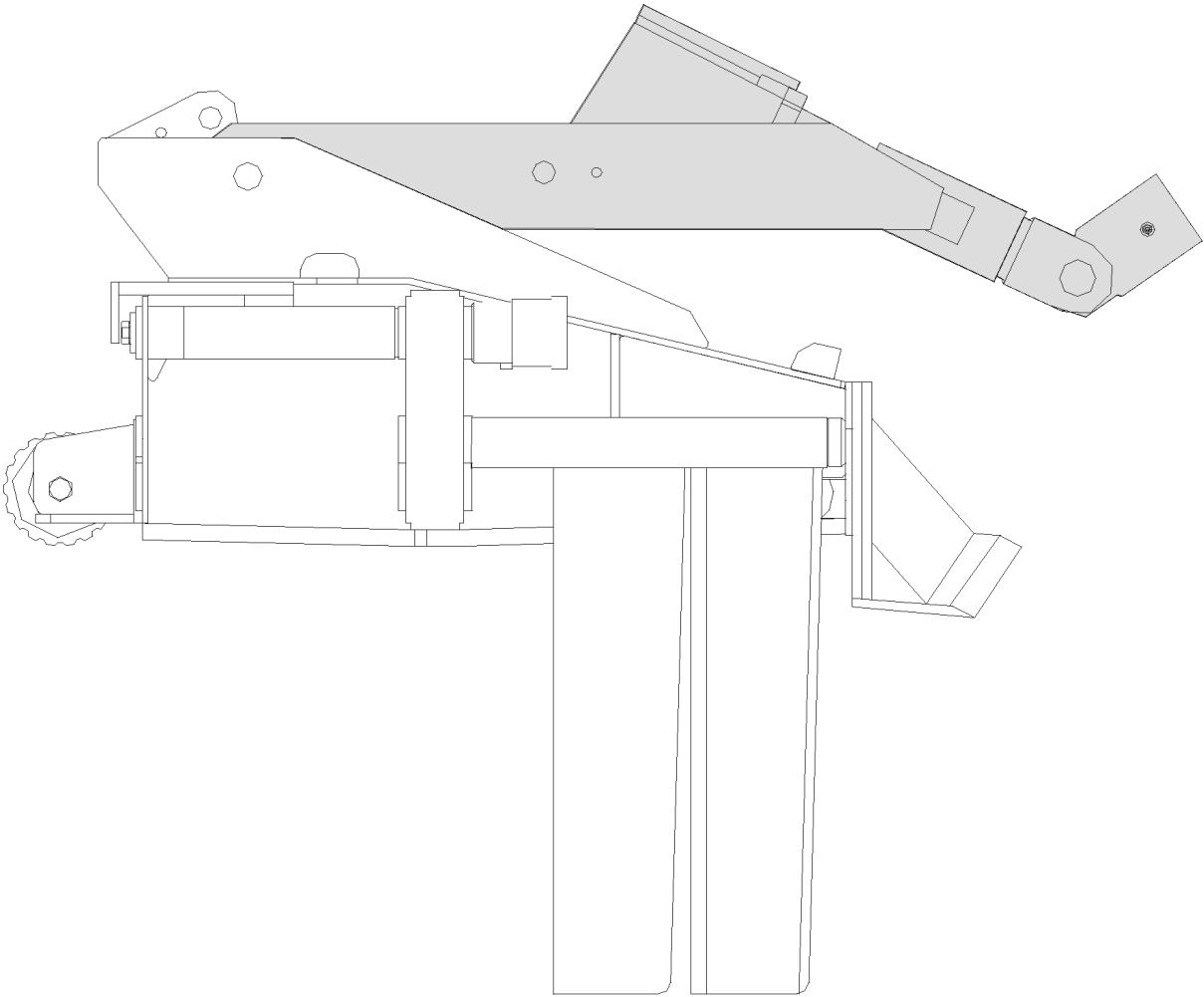
Cylinder Ø50, rear knives

Zylinder Ø50, hintermesser

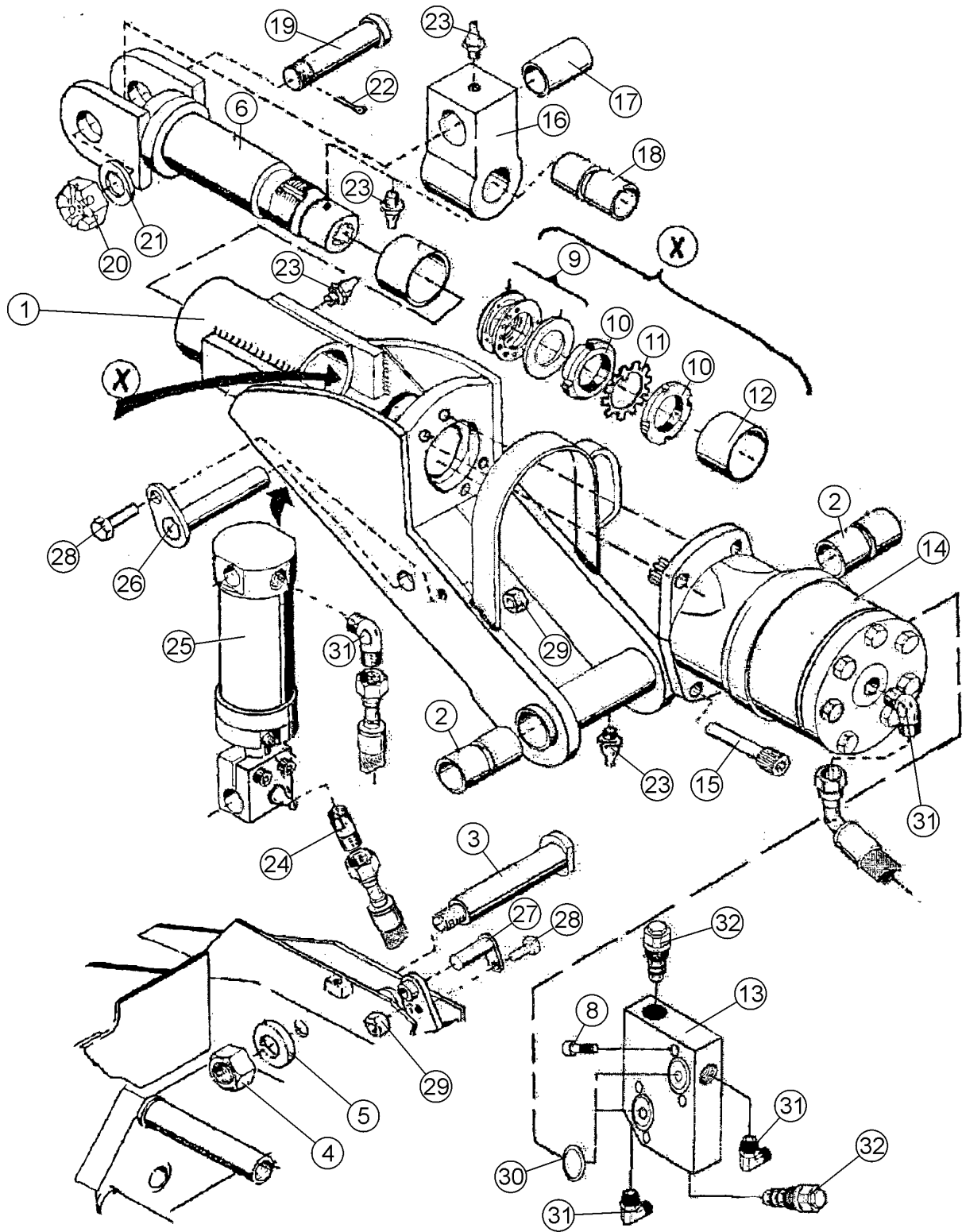
Item Ref	Description Benennung	Order no Bestellungsnr.	pcs Men	Notes Anmerkung
	Cylinder Zylinder	1-2096-1	1	Compl. Vollst. Ø50
	Seal kit Dichtssatz	9-2150-25	1	Compl. Vollst.
1	Cylinder pipe Zylinderaufbuchse	1-2097-2	1	Ø50
2	Guide Führung	15-25006	1	
3	Piston and stem Kolbe und stange	1-2098-2	1	Ø50
4	Piston seal Kolbendichtung	9-2240	1	SIMC 50/38-20,5/4,2 complete with slide rings
5	Stem eye Armöse	3-2101-5	1	Round model(1999)
6	Bushing Buchse	9-5025-1	5	WB 802 Ø25/28-25
7	Grease nipple Schmiernippel	9-2800	2	R1/8"
8	Sliding sleeve Gleithülse	15-25007	1	
9	Wiper Wiper	4-1189	1	
10	O-ring O-ring	9-2055	2	OR 55,0x2,5
11	Stem seal Kolbenstangendichtung	9-2330	1	NI 300 Ø30/40-10
12	Wiper Wiper	9-2530	1	AUASx2 30/40-7/10
13	Allen screw Inbusschraube	9-0210-4	2	M10x40
	Lock washer Sicherungsscheibe	9-1310	2	M10 Nordlock
14	Allen screw Inbusschraube	9-0206-45	14	M6x45
15	Allen screw Inbusschraube	9-0206-25	4	M6x25
16	Double nipple Doppelnippel	8-9710-11	1	3/8"
17	Angle nipple Winkelnippel	8-9715-12	1	3/8"-3/4" UNF

4. Tilt

Tilt



Tilt



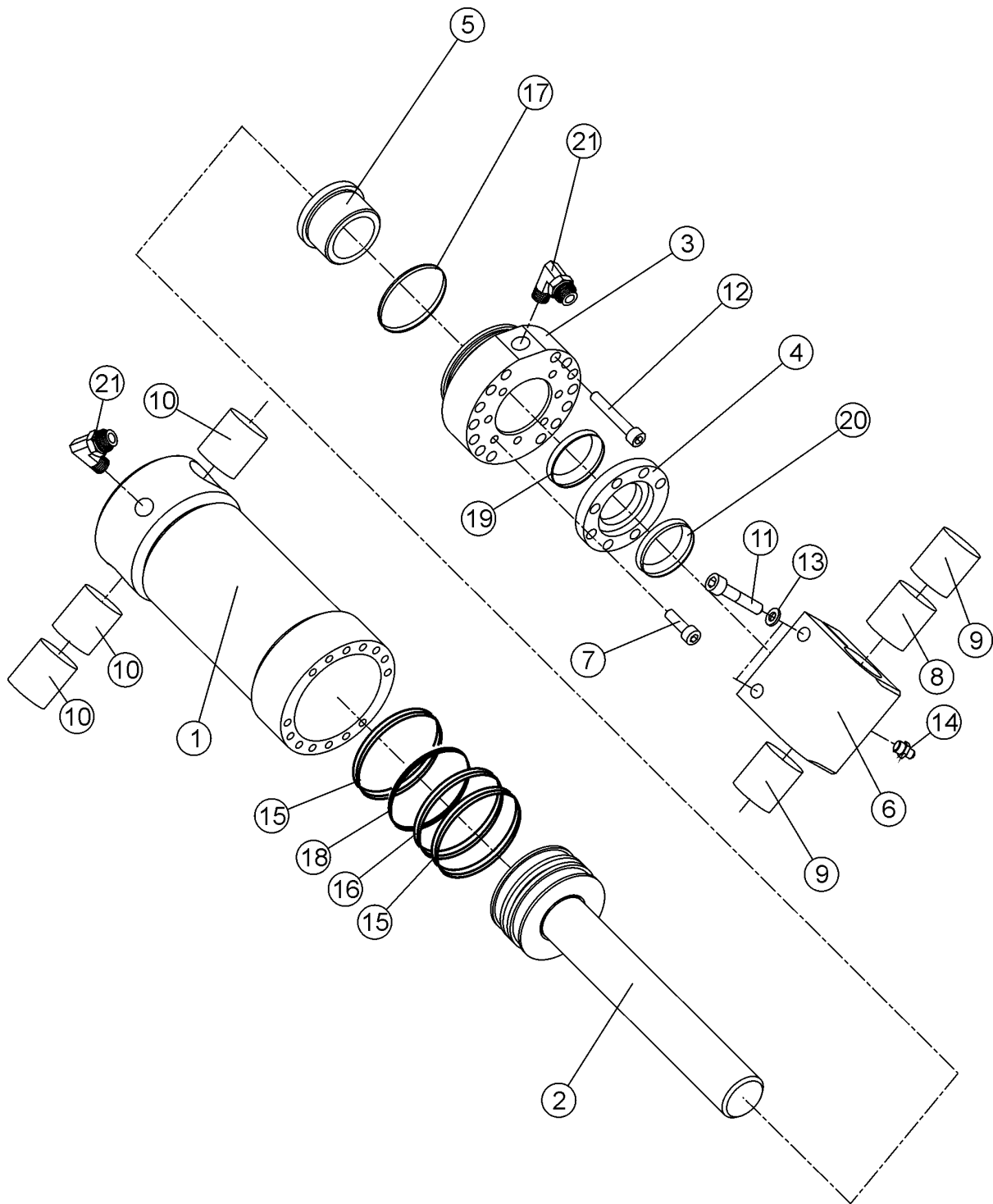
Tilt

Tilt

Item Ref	Description Benennung	Order no Bestellungsnr.	pcs Men	Notes Anmerkung
	Tilt Tilt	3-2108-2	1	Compl. Vollst.
1	Frame Rahmen	1-2001-2	1	
2	Bushing Buchse	8-5028-2	1	WB 800 Ø28/31-30
3	Pin Stift	4-2120-1	1	Ø28x250 Pour la tête d'abattage
4	Lock nut Schlossmutter	9-1124	2	M24 Nyloc
5	Washer Scheibe	25-10038	2	Ø40/24-9
6	Shaft Achse	4-3082-1	2	Splined inside
7	Bushing Buchse	8-5060-1		WB 800 Ø60/65-60
8	Allen screw Inbusschraube	8-0208-4	1	M8x40
9	Bearing Lager	8-3211	2	51111
10	Axle nut Achsmutter	9-1190-11	4	KM 11
11	Lock washer Sicherungsscheibe	9-1511	4	MB 11
12	Bushing Buchse	8-5050	1	WB 800 50/55-30
13	Valve block Ventilblock	4-4151-1		KETO 100, 150
14	Hydr.motor Hydr. Motor	8-9014-0B	4	OMH 400 SPL 1 1/4 B
	Seal kit Dichtssatz	8-9014-5	4	OMH 400
15	Allen screw Inbusschraube	9-0212-6		M12x60
16	Hanger assembly Bracket	3-2106-1	1	
17	Bushing Buchse	8-5035-03	2	WB 800 Ø35/39-30
18	Bushing Buchse	8-5045	1	WB 800 Ø45/50-40
19	Shaft Achse	3-4107-2	1	Ø35*130
20	Crown nut Splintmutter	9-1130-2	1	Hanger assemblyBracket M30x3,5
21	Washer Scheibe	3-4107-11		M30
22	Split pin Splint	9-1806-6	1	Ø6x60
23	Grease nipple Schmiernippel	9-2800	5	R1/8"
24	Double nipple Doppelnippel	8-9500-10	1	R1/4" - 1/4"
25	Cylinder Zylinder	3-2094-2	2	Double acting Doppeltwirkender
26	Cylinder pin Zylinderstift	4-2091-2	1	Frame Rahmen
27	Cylinder pin Zylinderstift	4-2091-3	1	Tilt Tilt
28	Screw, hex Sechskantschraube	9-0010-3		M10x30
29	Lock nut Schlossmutter	9-1110	1	M10 Nyloc
30	O-ring O-ring	9-2022	1	OR 22x2.6
31	Angle nipple Winkelnippel	8-9522-10	2	R1/4" 90° Restrictor Drosselblende
32	Pressure control valve Druckbegrenzungsventil	8-2003	2	RUSF 100/175

Tilt cylinder

Tiltzylinder



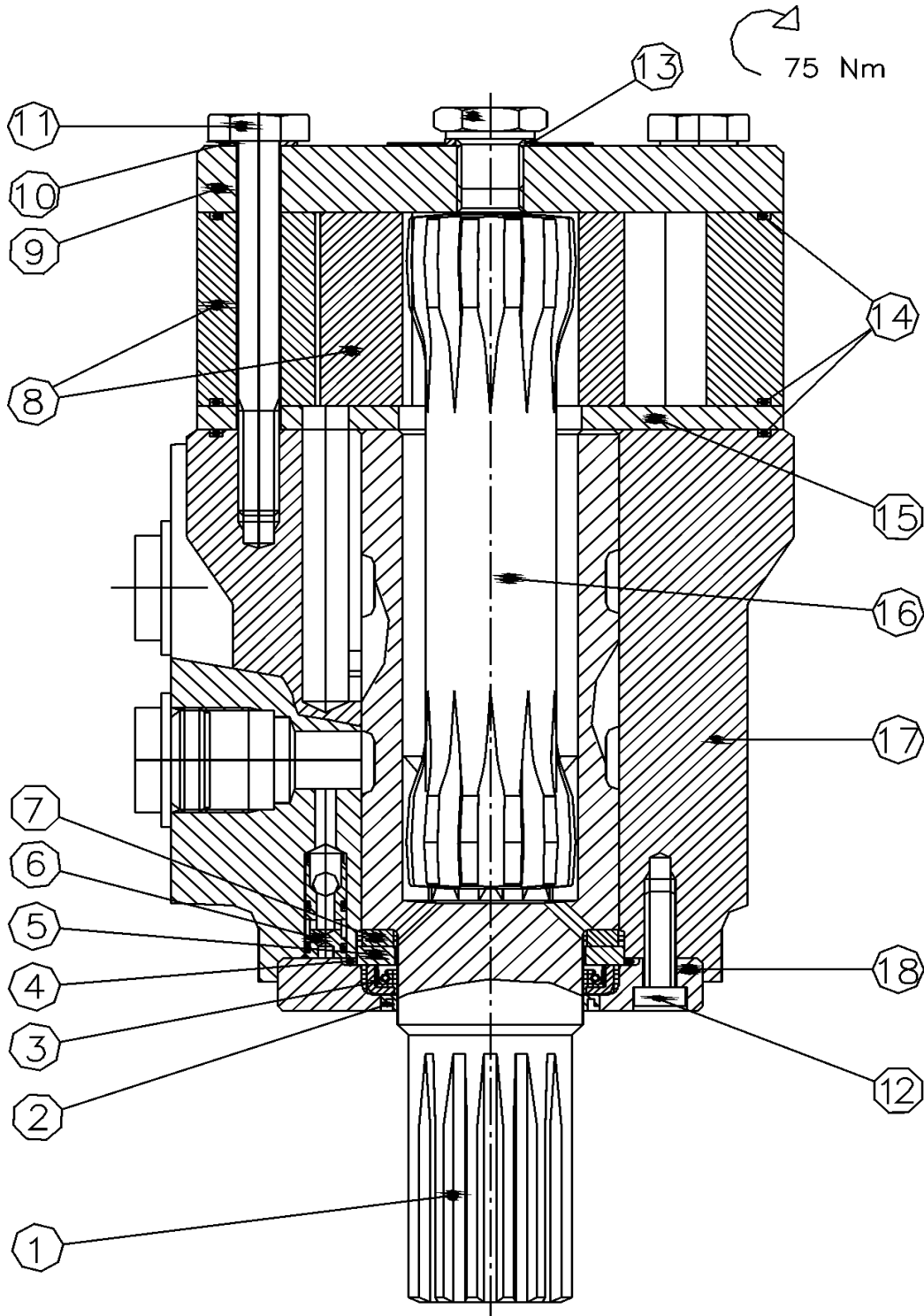
Tilt cylinder

Tiltzylinder

Item Ref	Description Benennung	Order no Bestellungsnr.	pcs Men	Notes Anmerkung
	Cylinder Zylinder	3-2094-2	1	Compl. Vollst. Ø80 (pins Ø28)
	Seal kit Dichtssatz	9-2180-30	1	Shamban
1	Cylinder pipe Zylinderaufbuchse	3-2094-22	1	Ø80 / Ø25 pins
2	Piston and stem Kolbe und stange	3-2094-21	1	
3	Guide Führung	3-5011-41	1	Ø80 R1/4" L38
4	Wiper Wiper	3-5100-5	1	
5	Sliding sleeve Gleithülse	3-5099-3	1	Ø45/30-22
6	Stem eye Armöse	20-25003	1	Ø25 pins
7	Allen screw Inbusschraube	9-0206-16	7	M6x16
8	Bushing Buchse	8-5025-0	1	Ø25/28 - 15
9	Bushing Buchse	8-5025-1	2	Ø25/28 - 25
10	Bushing Buchse	8-5025-2	3	Ø25/28 - 30
11	Allen screw Inbusschraube	9-0210-4	2	M10x40
12	Allen screw Inbusschraube	9-0206-4	21	M6x40
13	Lock washer Sicherungsscheibe	9-1310	2	M10 Nordlock
14	Grease nipple Schmiernippel	9-2800	1	R1/8"
	Grease nipple Schmiernippel	9-2807	x	R1/8" 90°
15	Slide ring Gleitring	9-2407-41	2	2,5-7,7-240
16	Piston seal Kolbendichtung	9-2274	1	Shamban 3,5*74/80
17	O-ring O-ring	9-2069	1	69,2*5,7
18	O-ring O-ring	9-2063	1	63*5,3
19	Stem seal Kolbenstangendichtung	9-2330	1	NI 300 ø30/40-10
20	Wiper Wiper	9-2530	1	AUASx2 30/40-7/10
21	Angle nipple Winkelnippel	8-9715-10	2	R1/4"-9/16"

Hydr.motor OMH 400/500

Hydr. Motor OMH 400/500



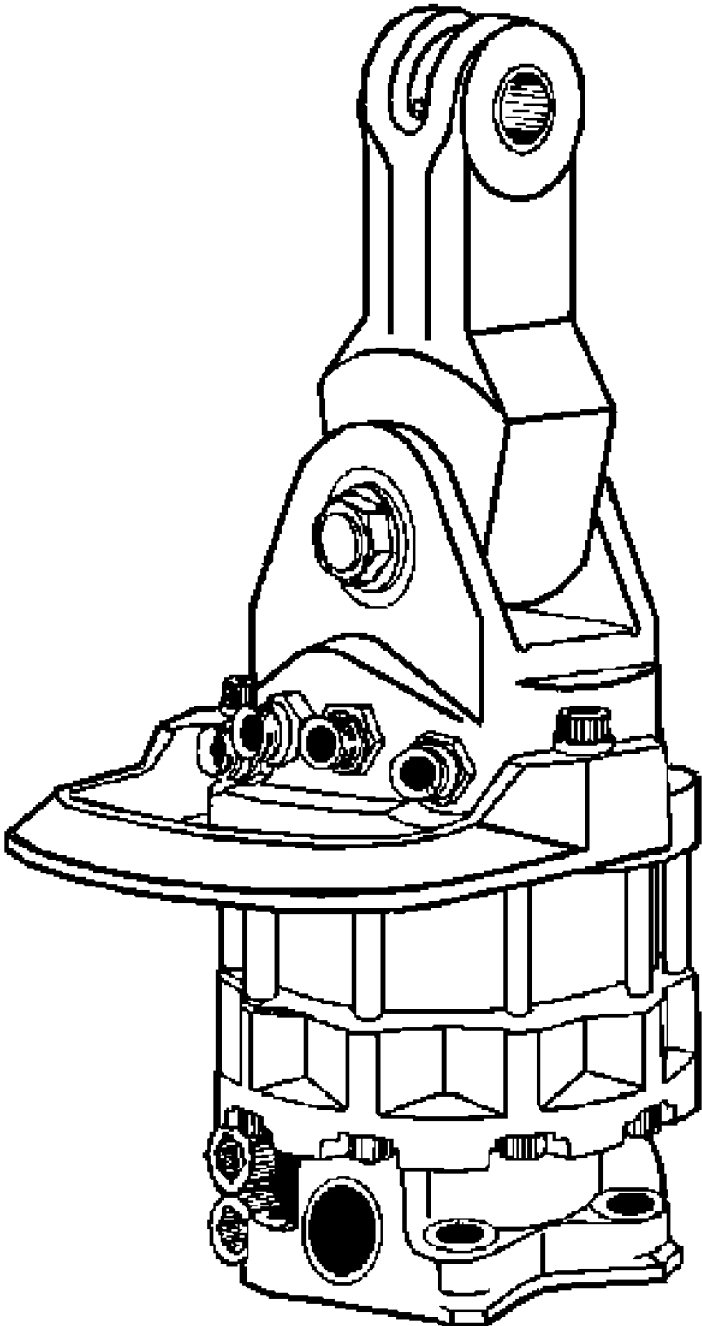
Hydr.motor OMH 400/500

Hydr. Motor OMH 400/500

Item Ref	Description Benennung		Order no Bestellungsnr.	pcs Men	Notes Anmerkung
	Hydr.motor	Hydr. Motor	8-9014-0B	1	Danfoss OMH 400
	Hydr.motor	Hydr. Motor	8-9015-0B	1	Danfoss OMH 500
	Seal kit	Dichtssatz	8-9014-5	1	Includes parts ref 2,3,4,14 Enthaltet Stück Nr. 2,3,4,14
1	Drive shaft	Antriebsachse	8-9014-3	1	(151H0324) 5/4" groove Valve plate Ventilplatte
* 2	Dust seal	Staubdichtung	8-9014-53	1	36x42-3.5
* 3	Shaft seal	Öldichtung	8-9014-55	1	38x48-5,5
* 4	O-ring	O-ring	9-2053-20	1	OR 53x2
5	Support ring	Stützring	8-9014-4	1	(981x9224)
6	Needle bearing	Nadellager	8-9014-7	1	(981x9223)
7	Check valve	Richtungsventil	8-9014-8	2	(151-1076)
8	Gear set	Zahnradatz	8-9014-9	1	(151H1256) OMH 400
	Gear set	Zahnradatz	8-9015-9	1	(151H1257) OMH 500
9	End plate	Endplatte	8-9014-10	1	(151H0310)
10	Washer	Scheibe	8-9014-14	7	10,2*14,9-1mm (684x2152)
11	Screw, hex	Sechskantschraube	8-9014-17	7	12.9/M10x1,5x90,tighten 75Nm OMH 400
	Screw, hex	Sechskantschraube	8-9015-18	7	12.9/M10x1,5x100,tighten 75Nm OMH 500
12	Allen screw	Inbusschraube	9-0206-17	6	M6x16 (681x1989)
13	Washer	Scheibe	8-9014-15	1	13,5*17,5-1,5 (684x2120)
* 14	O-ring	O-ring	633B1807	3	OR 105*2
15	Channel plate	Kanalblech	8-9014-11	1	(151H0305)
16	Cardan axle	Gelenkwelle	8-9014-6	1	(151H0341) OMH 400
	Cardan axle	Gelenkwelle	8-9015-6	1	(151H0342) OMH 500
17	Bearing housing	Lagerghäuse	8-9014-12	1	(151H0317)
18	Flange	Flansch	8-9014-16	1	(151H0301)

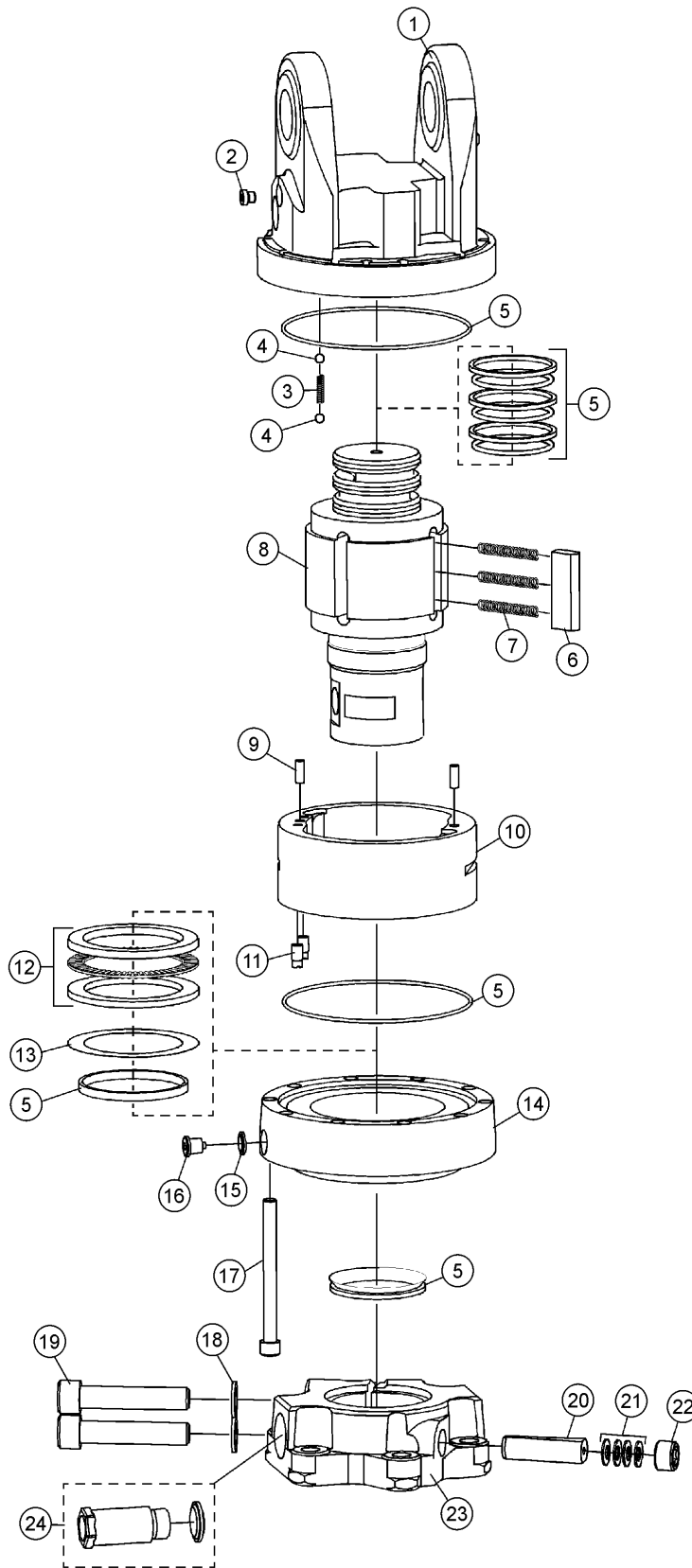
5. Rotator

Rotor



Indexator AV12S

Indexator AV12S



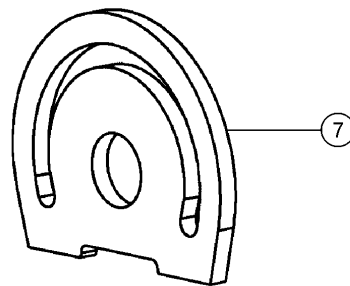
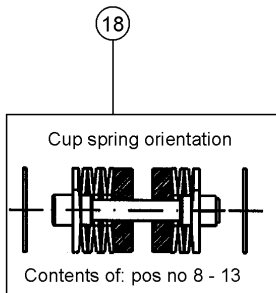
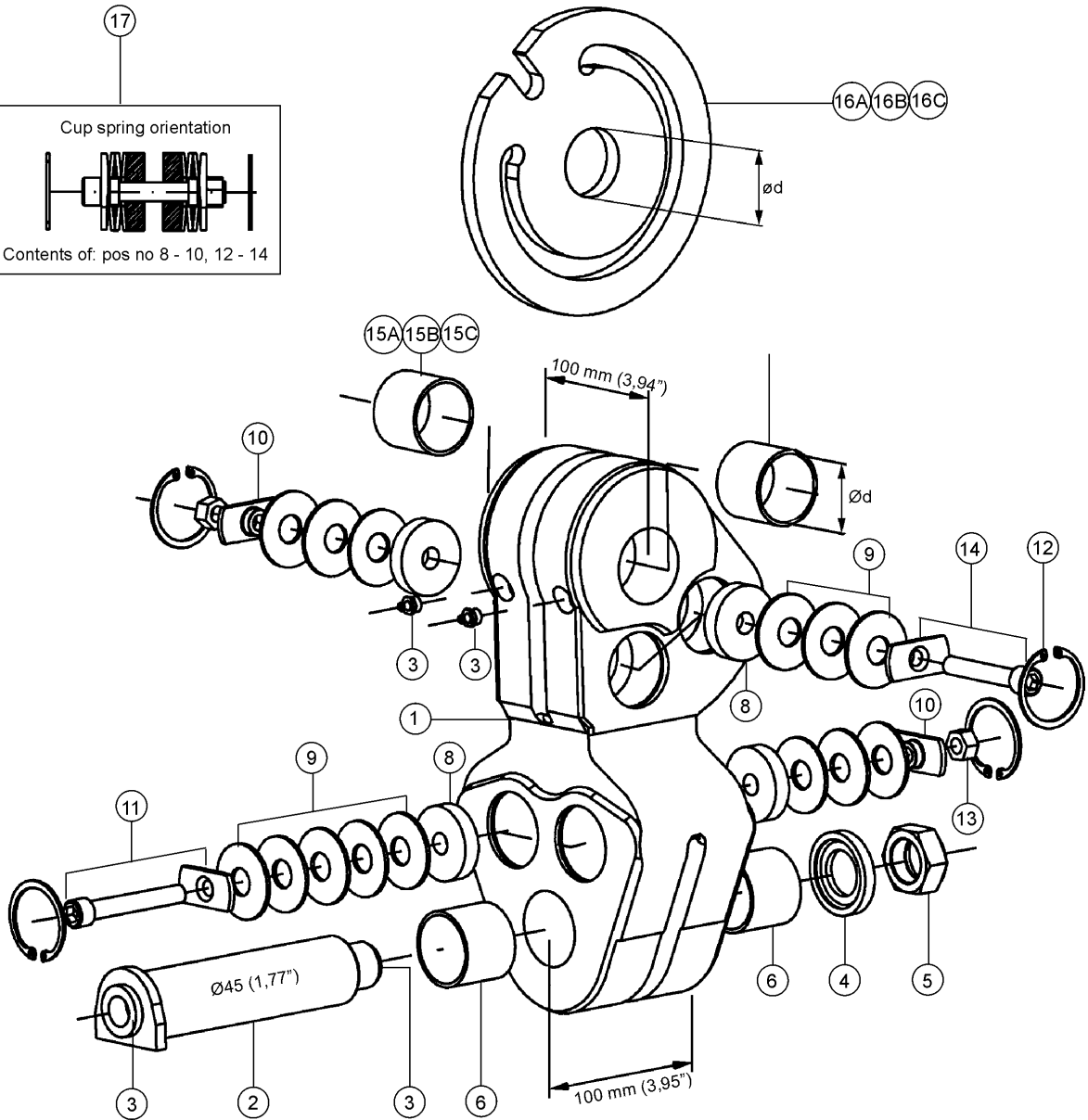
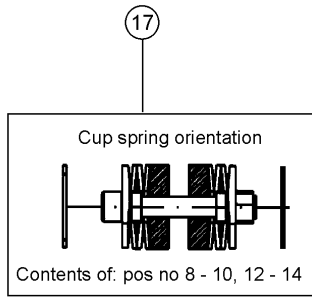
Indexator AV12S

Indexator AV12S

Item Ref	Description Benennung		Order no Bestellungsnr.	pcs Men	Notes Anmerkung
	Rotator Compl.	Rotor Vollst.	5112 096	1	
1	Upper part	Oberteil	5011 018	1	Includes parts ref 2 Enthaltet Stück Nr. 2
2	Plug	Stopfen	5001 381	1	R 1/8"
3	Spring	Feder	1020 536	1	
4	Ball	Kugel	1005 545	1	
5	Seal kit	Dichtssatz	5011 047	1	
	Slide ring	Gleitring	1005 669	3	
	O-ring	O-ring	1013 515	2	
	Oil seal	Öldichtung	1003 367	1	
	V-ring	V-ring	1019 470	1	
6	Plate	Platte	5011 160	4	
7	Spring	Feder	5006 030	12	
8	Shaft	Achse	5112 026	1	
9	Pin	Stift	1019 900	2	
10	Frame	Rahmen	5112 023	1	
11	Restrictor	Drosselblende	5011 106	2	
12	Bushing set	Lagersatz	5112 022	1	
13	Shim	Anpaßring	5010 081	1	
	Shim	Anpaßring	1016 658	1	0,100 mm
	Shim	Anpaßring	1017 029	1	0,125 mm
	Shim	Anpaßring	1016 641	1	0,150 mm
	Shim	Anpaßring	1017 425	1	0,178 mm
14	Lower part	Unterteil	5112 020	1	Includes parts ref 15,16 Enthaltet Stück Nr. 15,16
15	Gasket	Dichtung	1019 116	1	
16	Plug	Stopfen	1025 709	1	
17	Screw	Schraube	1002 120	10	
18	Washer	Scheibe	1019 496	2	
19	Screw	Schraube	1019 488	1	
20	Key	Keil	5010 038	1	
21	Belleville spring	Tellerfeder	1015 643	4	
22	Screw	Schraube	5010 039	1	
23	Mounting plate	Befestigungsplatte	5011 022	1	
24	Terminal Kit	Anschlußsatz	5010 065	1	

Damper

Dämpfer

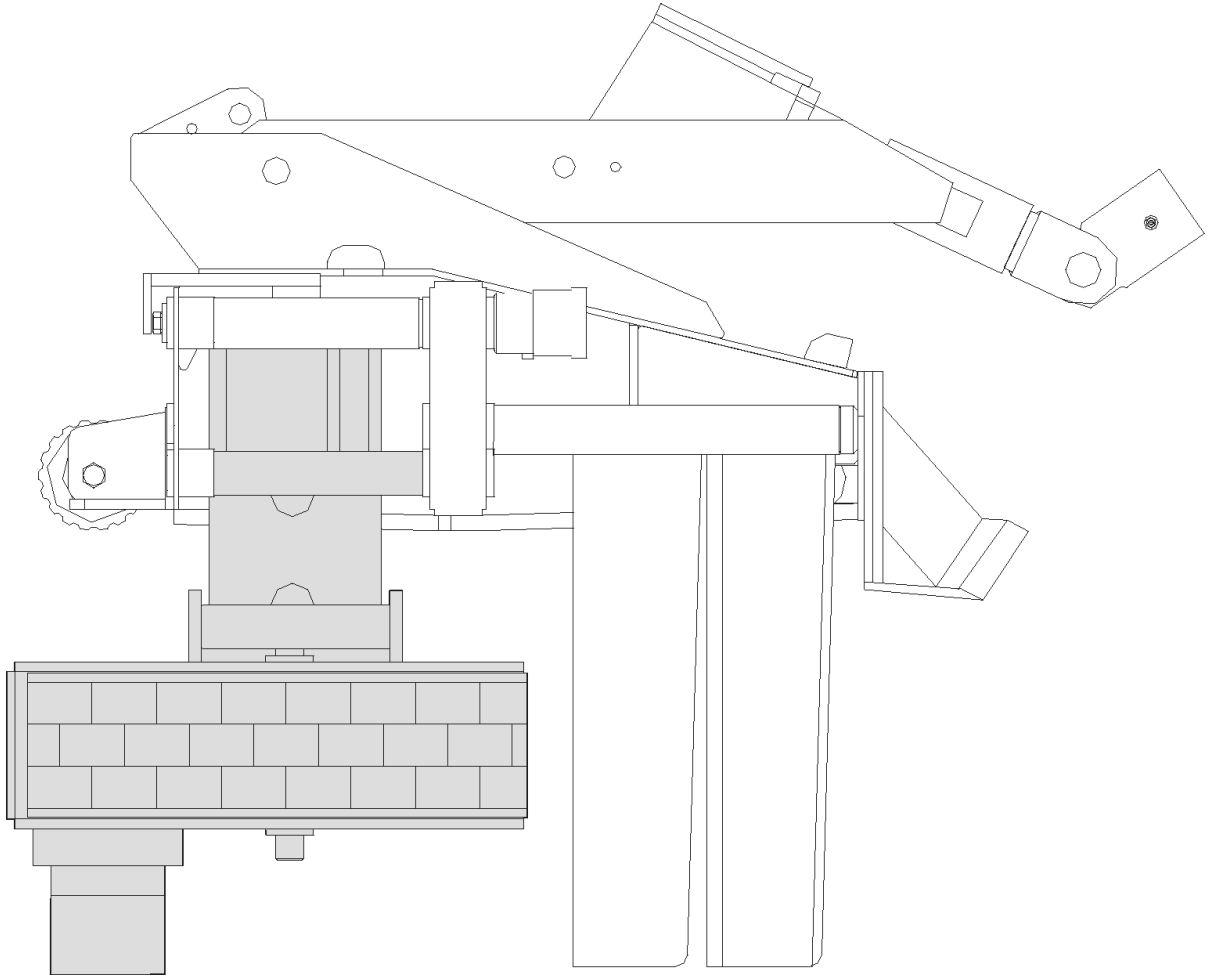


Damper

Dämpfer

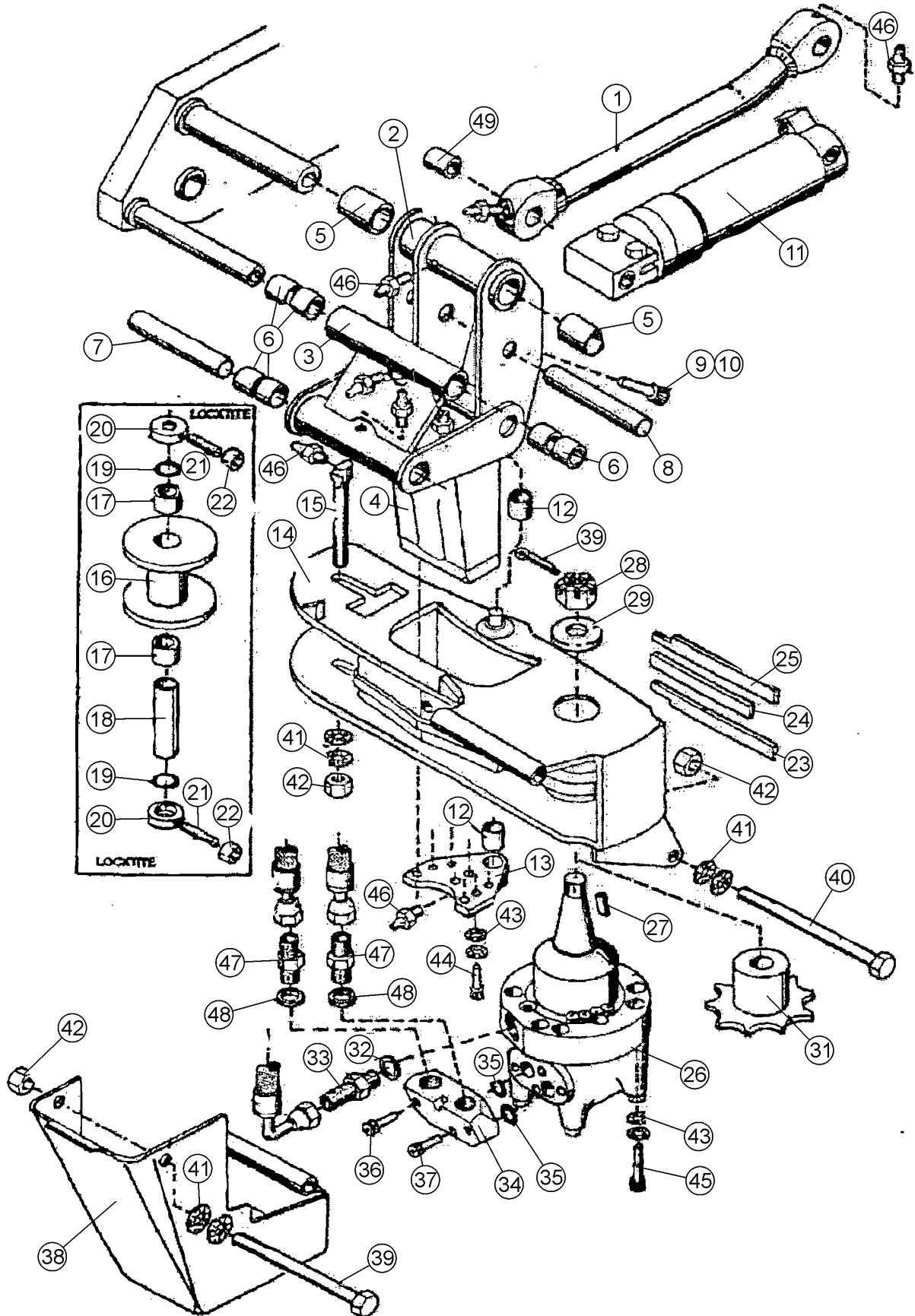
Item Ref	Description Benennung		Order no Bestellungsnr.	pcs Men	Notes Anmerkung
A	Damper Ød=45	Dämpfer	5016 700	1	Includes parts ref 1-14,15A,16A Enthaltet Stück Nr. 1-14,15A,16A
B	Damper Ød=40	Dämpfer	5016 707	1	Includes parts ref 1-14,15B,16B Enthaltet Stück Nr. 1-14,15B,16B
C	Damper Ød=35	Dämpfer	5016 708	1	Includes parts ref 1-14,15C,16C Enthaltet Stück Nr. 1-14,15C,16C
1	Damper	Dämpfer	5016 147	1	Includes parts ref 6 Enthaltet Stück Nr. 6
2	Pin	Stift	5016 052	1	
3	Grease nipple	Schmiernippel	1001 825	4	
4	Washer	Scheibe	5005 235	1	
5	Nut	Mutter	5001 137	1	
6	Bushing	Buchse	5006 673	2	Ø45 / O-ring 1007 178
7	Brake disc	Bremsscheibe	5016 273	1	
8	Brake lining	Bremsbelag	5016 125	8	
9	Belleville spring	Tellerfeder	1026 616	28	
10	Special nut	Spezialmutter	5016 269	4	
11	Special screw	Spezialschraube	5016 261	2	B80
12	Circlip	Sicherungsring	1004 027	8	
13	Lock nut	Schlossmutter	1008 374	4	
14	Special screw	Spezialschraube	5016 283	2	B100
15A	Bushing Ød=45	Buchse	5006 673	2	O-ring 1007 178
15A	Bushing Ød=45	Buchse	1002 294	2	Steel
15B	Bushing Ød=40	Buchse	5006 685	2	Manganese Bronze
15B	Bushing Ød=40	Buchse	5002 468	2	Steel
15C	Bushing Ød=35	Buchse	5006 687	2	Manganese Bronze
16A	Brake disc Ød=45	Bremsscheibe	5016 275	1	
16B	Brake disc Ød=40 Bremsscheibe		5016 272	1	
16C	Brake disc Ød=35	Bremsscheibe	5016 271	1	
17	Fitting set 80	Einbausatz 80	5006 650	2	Includes parts ref 8-10,12-14 Enthaltet Stück Nr. 8-10,12-14
18	Fitting set 100	Einbausatz 100	5006 651	2	Includes parts ref 8-13 Enthaltet Stück Nr. 8-13
19	Instruction	Anweisung	1029461	1	

6. Tower and tracks Turm und Raupen



Tower and tracks NS

Turm und Raupen NS



Tower and tracks NS

Turm und Raupen NS

Item Ref	Description Benennung		Order no Bestellungsnr.	pcs Men	Notes Anmerkung
	Tower and tracks	Turm und Raupen	3-2074-1	1	Compl. Vollst. NS
1	Balancing rod	Balanzierstange	4-2048-7	1	Compl. Vollst.
2	Linkage, outer	Gestänge, außen	3-2000-1	1	NS
3	Linkage, inner	Gestänge, inneres	4-2124	1	NS
4	Tower	Turm	3-2009	1	NS
5	Bushing	Buchse	8-5035-03	4	WB800 35/39-30
	Bushing	Buchse	4-2139	2	
6	Bushing	Buchse	8-5028-2		WB800 28/31-30
7	Shaft	Achse	4-2125	2	Ø28-192
8	Cylinder pin	Zylinderstift	9-2925-31	2	Ø25-160
	Cylinder pin	Zylinderstift	9-2925-32	2	Ø25-163 FLANGED
9	Attachment	Halter	4-2002	1	NS
10	Allen screw	Inbusschraube	9-0208-4	1	M8x40
11	Track cylinder	Raupenzylinder	3-2104-1	1	
12	Bushing	Buchse	8-5028-1	2	WB802 ø28/31-25
	Bushing	Buchse	8-5025-1	2	WB802 ø25/31-25
13	Mounting plate	Befestigungsplatte	3-2005-1	1	
14	Track housing	Raupen Gehäuse	2-2010	1	NS
15	Shaft	Achse	4-2029	1	Idler Umleitungsrolle
16	Idler	Umleitungsrolle	4-2025	1	
	Idler	Umleitungsrolle	4-2025-1	1	Toothed Verzahnt
17	Bushing	Buchse	8-5028-2	2	WB802 ø28/31-30
18	Hollow shaft	Hohle Achse	4-2028	2	Ø16/28 L=109
19	O-ring	O-ring	9-2016-25	4	Ø16*2,5
20	Clamping piece	Spannteil	4-2030	4	Ø16/40 s17,5 screw M12x70
21	Retaining screw	Sicherungsschraube	9-0012-7	4	M12x70
22	Nut	Mutter	9-1012	4	M12
23	Wear rail	Tragendschiene	3-2045-1	1	
	Wear rail	Tragendschiene	3-2041-1	1	--> mach. no. 178
	Wear rail	Tragendschiene	3-2042-1	1	mach. no. 179 -->
24	Wear rail	Tragendschiene	3-2045-2	1	
	Wear rail	Tragendschiene	3-2041-2	1	--> mach. no. 178
	Wear rail	Tragendschiene	3-2042-2	1	mach. no. 179 -->
25	Wear rail	Tragendschiene	3-2045-3	1	
	Wear rail	Tragendschiene	3-2041-3	1	--> mach. no. 178
	Wear rail	Tragendschiene	3-2042-3	1	mach. no. 179 -->
	Wear rail	Tragendschiene	3-2042-4	1	mach. no. 179 -->
					Repair kit Reparatursatz
26	Hydr. motor	Hydr. Motor	8-9012-6	1	Danfoss OMSU 200/K
	Hydr. motor	Hydr. Motor	8-9012-61	1	Danfoss OMSS 200/K
	Hydr. motor	Hydr. Motor	8-9000-6	1	Danfoss OMT 250/K
	Hydr. motor	Hydr. Motor	8-8970	1	Danfoss TMT 250

X = Order as required

Ordnung, wie angefordert

NS = Not saw side

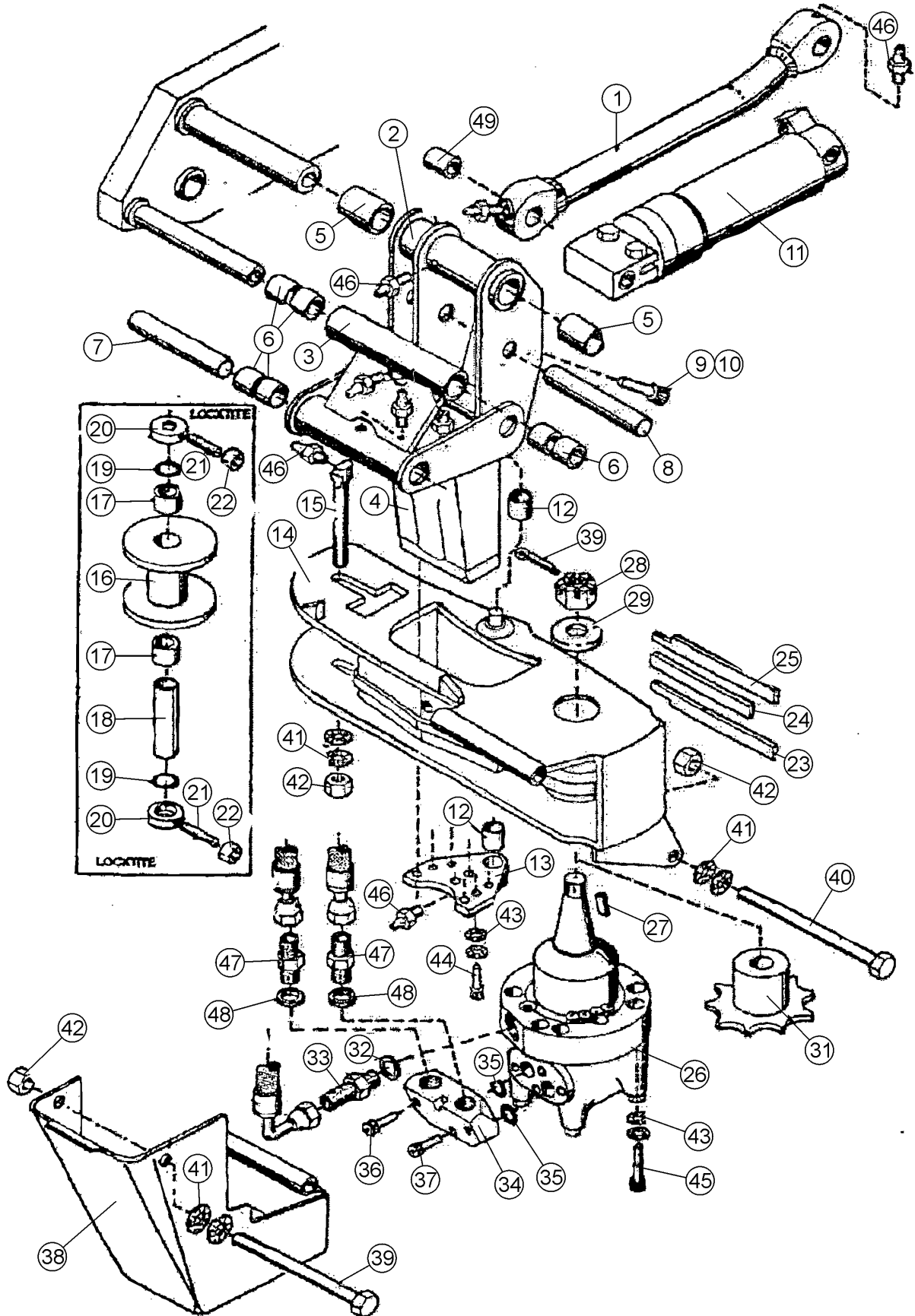
Not saw side

SS = Saw side

Saw side

Tower and tracks NS

Turm und Raupen NS



Tower and tracks NS

Turm und Raupen NS

Item Ref	Description Benennung	Order no Bestellungsnr.	pcs Men	Notes Anmerkung
27	Key Keil	8-9012-3	1	OMS
	Key Keil	8-9000-3	1	OMT/TMT
28	Axle nut Achsmutter	8-9012-1	1	OMS
	Axle nut Achsmutter	8-9004-1	1	OMT/TMT
29	Washer Scheibe	8-9012-2	1	OMS
	Washer Scheibe	8-9004-2	1	OMT/TMT
30	Split pin Splint	9-1806-4	1	Ø4*60
	Split pin Splint	9-1806-6	1	Ø6*60
31	Drive gear Ritzel	4-2138-2	1	OMS
32	Seal, USIT Dichtung, USIT	9-1914-2	1	14/20
33	Double nipple Doppelnippel	8-9500-10	1	1/4"-1/4"
34	L-bracket Winkel teil "L"	4-2111	1	OMS
	L-bracket Winkel teil "L"	4-4111-1	1	OMT/TMT
35	O-ring O-ring	9-2024-5	2	24,5*2,6
	O-ring O-ring	9-2028	2	28*2,6
36	Allen screw Inbusschraube	9-0210-45	1	M10*45 OMS
	Allen screw Inbusschraube	9-2010-4	1	M10*40 OMT
37	Allen screw Inbusschraube	9-0210-3	1	M10*30 OMS
	Allen screw Inbusschraube	9-0210-25	1	M10*25 OMT
38	Cover Schutz	3-2066-2	1	OMS
	Cover Schutz	3-4066-6	1	OMT
	Cover Schutz	3-2063-1	1	TMT
39	Screw, hex Sechskantschraube	9-0014	X	M12X200 OMS
	Screw, hex Sechskantschraube	9-0018-0	X	M12X140 OMT
40	Screw, hex Sechskantschraube	9-0013-4	X	M12X140
41	Lock washer Sicherungsscheibe	9-1312	X	M12 Nordlock OMS
	Lock washer Sicherungsscheibe	9-1316	X	M16 Nordlock OMT
42	Lock nut Schlossmutter	9-1112	X	M12 nyloc OMS
	Lock nut Schlossmutter	9-1116	X	M16 nyloc OMT
43	Lock washer Sicherungsscheibe	9-1312	X	M12 Nordlock
44	Allen screw Inbusschraube	9-0212-35	X	
45	Allen screw Inbusschraube	9-0212-4	X	
46	Grease nipple Schmiernippel	3-2005-1	X	R1/8" 45°
	Grease nipple Schmiernippel	2-2010	X	R1/8"
47	Double nipple Doppelnippel	8-9500-15	2	1/2"-1/2" OMS
	Double nipple Doppelnippel	8-9500-17	2	R3/4-3/4" OMT
48	Seal, USIT Dichtung, USIT	9-1921-29	2	21/29
49	Bushing Buchse	8-5025-2	2	WB800 25/28-30

X = Order as required

Ordnung, wie angefordert

NS = Not saw side

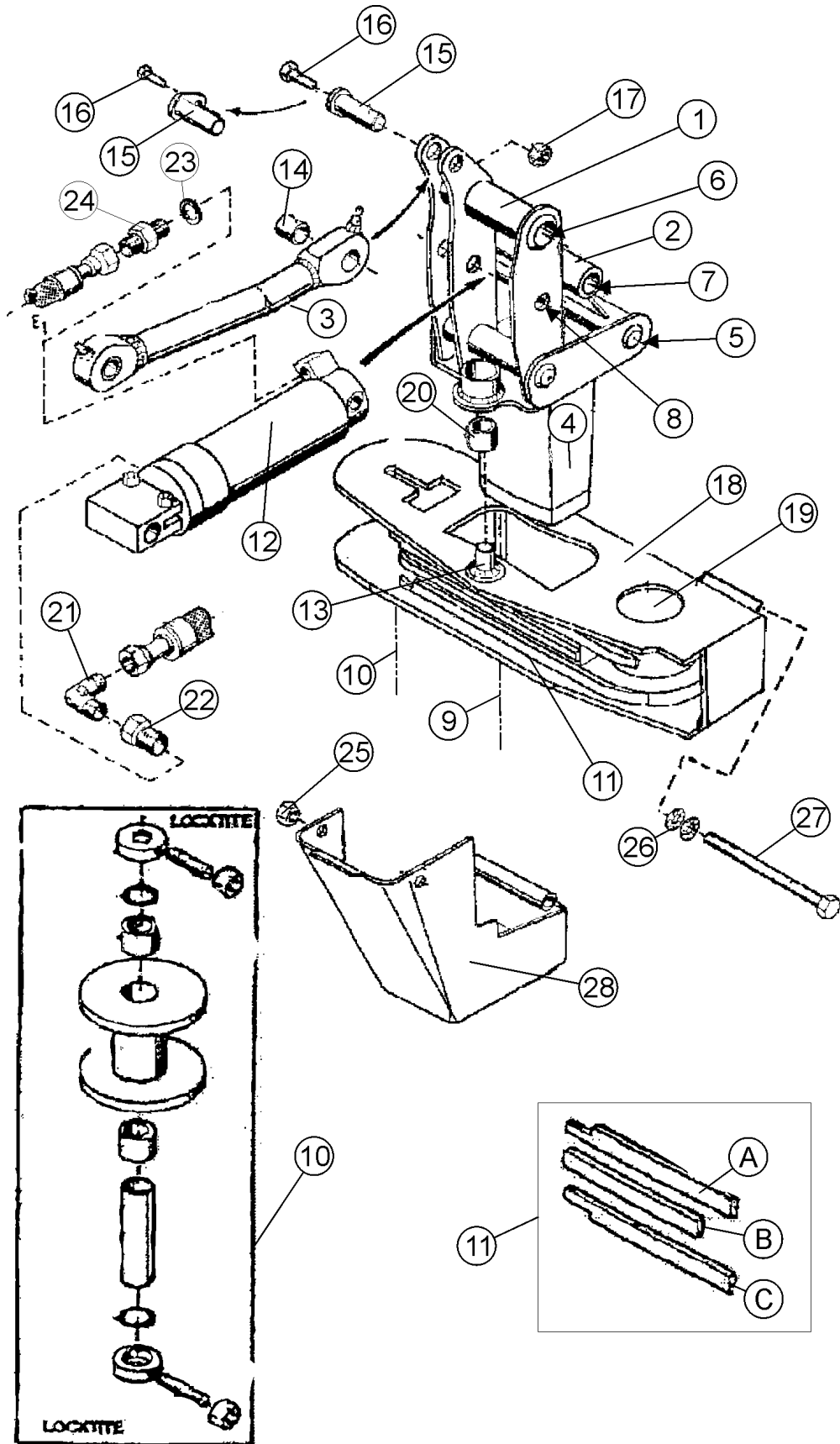
Not saw side

SS = Saw side

Saw side

Tower and tracks SS

Turm und Raupen SS



Tower and tracks SS

Turm und Raupen SS

Item Ref	Description Benennung	Order no Bestellungsnr.	pcs Men	Notes Anmerkung
	Tower and tracks Turm und Raupen	3-2075-1	1	SS For positioning of fittings, see picture of NS side tower and tracks
1	Linkage, inner Gestänge, inneres	4-2003-1	1	SS
2	Linkage, outer Gestänge, außen	3-2001-1	1	SS
3	Balancing rod Balanzierstange	4-2048-7	1	Compl. Vollst.
4	Tower	3-2009-1	1	SS
5	Shaft	4-2125	2	Ø28-192
6	Bushing	8-5035-03	4	WB800 35/39-30
	Bushing	4-2139	2	
7	Bushing	8-5028-2		WB800 28/31-30
8	Cylinder pin	9-2925-31	2	Ø25-160
	Cylinder pin	9-2925-32	2	Ø25-163 FLANGED
	Attachment	4-2002	1	NS
9	Mounting plate	3-2005-1	1	
10	Shaft	4-2029	1	Idler Umleitungsrolle
	Idler	4-2025	1	
	Idler	4-2025-1	1	Toothed Verzahnt
	Bushing	8-5028-2	2	WB802 ø28/31-30
	Hollow shaft	4-2028	2	Ø16/28 L=109
	O-ring	9-2016-25	4	Ø16*2,5
	Clamping piece	4-2030	4	Ø16/40 s17,5 screw M12x70
	Retaining screw	9-0012-7	4	M12x70
	Nut	9-1012	4	M12
11	Wear rail	3-2042-4	1	mach. no. 179 --> Repair kit Reparatursatz
A	Wear rail	3-2045-1	1	
	Wear rail	3-2041-1	1	--> mach. no. 178
	Wear rail	3-2042-1	1	mach. no. 179 -->
B	Wear rail	3-2045-2	1	
	Wear rail	3-2041-2	1	--> mach. no. 178
	Wear rail	3-2042-2	1	mach. no. 179 -->
C	Wear rail	3-2045-3	1	
	Wear rail	3-2041-3	1	--> mach. no. 178
	Wear rail	3-2042-3	1	mach. no. 179 -->
12	Track cylinder	3-2104-1	1	
13	Peg	3-2040	1	Ø25 OMSS motor
	Peg	4-2041-2	1	Ø28 OMSS motor
14	Bushing	8-5020-2	1	WB 800 Ø25/28-30
15	Pin	4-2091-7	1	Balancing rod Balanzierstange
16	Screw, hex	9-0012-3	1	M12*30
17	Nut	9-1012	1	M12
18	Track housing	2-2010-1	1	

X = Order as required

Ordnung, wie angefordert

NS = Not saw side

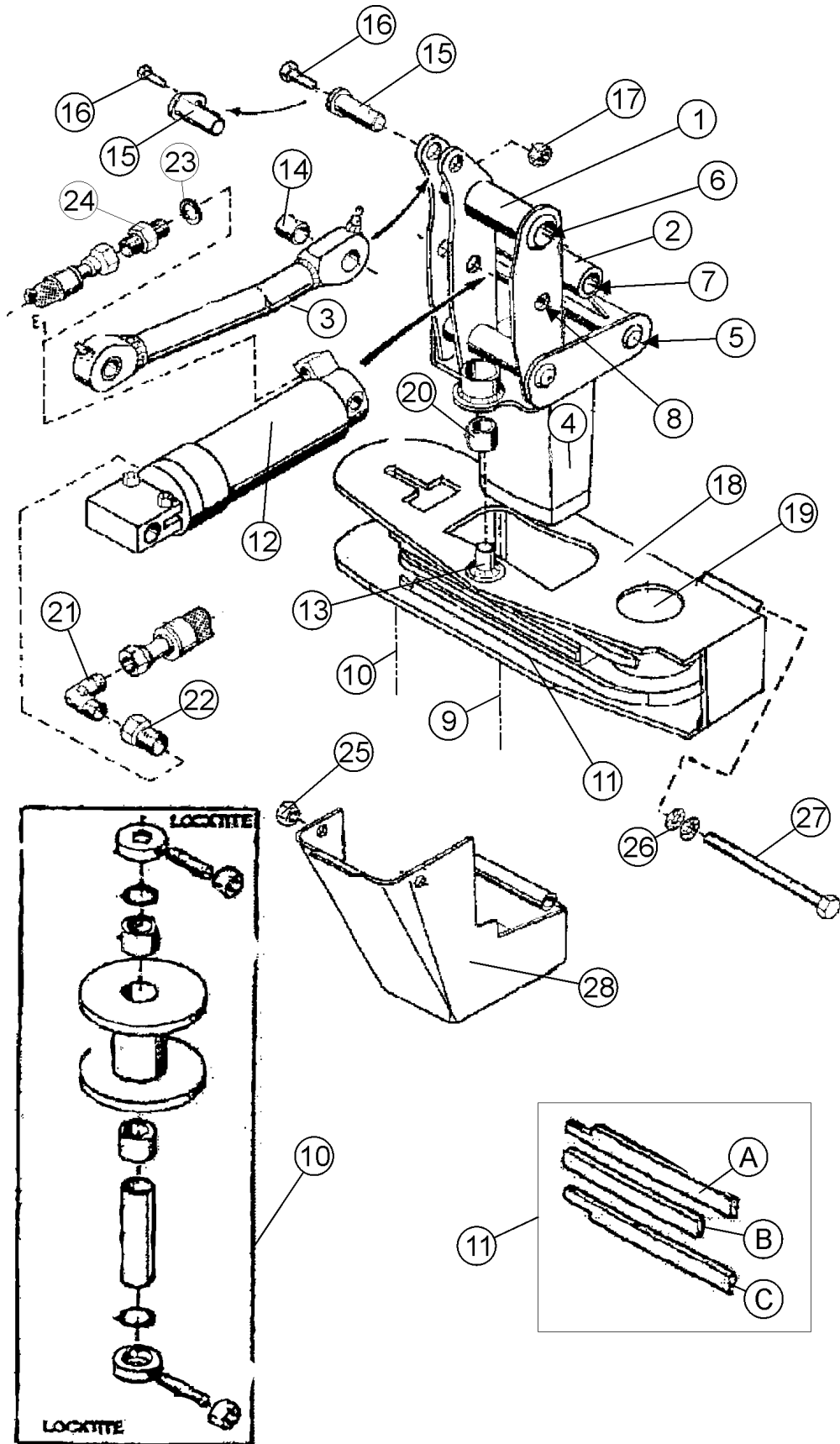
Not saw side

SS = Saw side

Saw side

Tower and tracks SS

Turm und Raupen SS



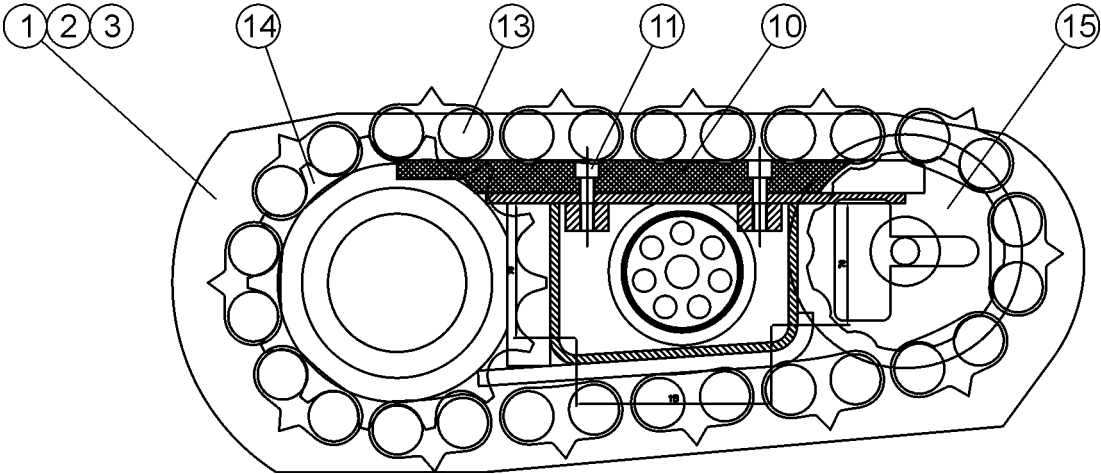
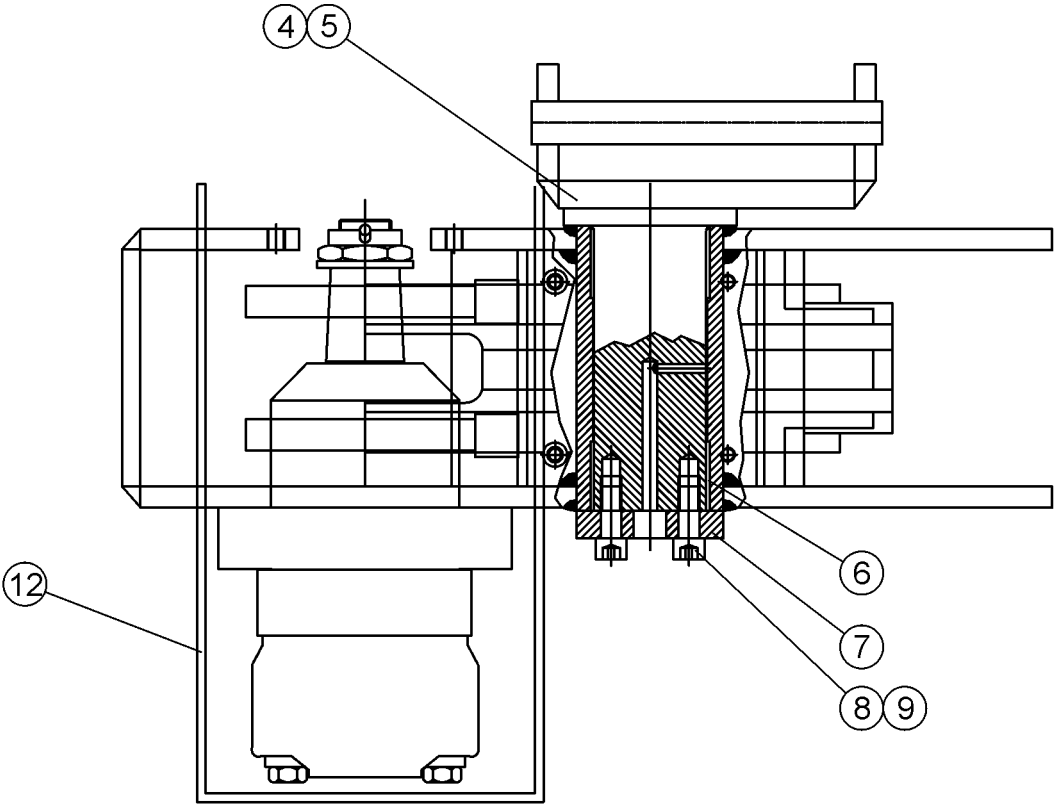
Tower and tracks SS

Turm und Raupen SS

Item Ref	Description Benennung		Order no Bestellungsnr.	pcs Men	Notes Anmerkung
19	Hydr.motor	Hydr. Motor	8-9012-6	1	Danfoss OMSU 200/K
	Hydr.motor	Hydr. Motor	8-9012-61	1	Danfoss OMSS 200/K
	Hydr.motor	Hydr. Motor	8-9000-6	1	Danfoss OMT 250/K
	Hydr.motor	Hydr. Motor	8-8970	1	Danfoss TMT 250
20	Bushing	Buchse	8-5028-1	2	WB 802 ø28/31-25
	Bushing	Buchse	8-5025-1	2	WB 802 ø25/31-25
21	Angle nipple	Winkelnippel	8-9512-10	1	R1/4" 90°
22	Double nipple	Doppelnippel	8-9515-10	1	R3/8"-R1/4"
23	Seal, USIT	Dichtung, USIT	9-1917-24	1	Ø17/24 3/8"
24	Double nipple	Doppelnippel	8-9500-10	1	R1/4"-R1/4"
25	Lock nut	Schlossmutter	9-1112	1	M12
26	Lock washer	Sicherungsscheibe	9-1312	1	M12 Nordlock
27	Screw, hex	Sechskantschraube	9-0013-6	1	M12*160
28	Cover	Schutz	3-2066-3	1	OMSU motor
	Cover	Schutz	3-4066-7	1	OMT motor
	Cover	Schutz	3-2063-2	1	TMT motor

Track housing

Raupengehäuse



Track housing

Raupengehäuse

Item Ref	Description Benennung		Order no Bestellungsnr.	pcs Men	Notes Anmerkung
	Tower and linkages	Turm und Gestänge	20-30023	1	NS Track housing,swing Antriebskettengehäuse,schwingen
	Tower and linkages	Turm und Gestänge	20-20024	1	SS Track housing,swing Antriebskettengehäuse,schwingen
1	Track housing	Antriebskettengehäuse	2-2010-4	1	NS KETO 100/100LD
2	Track housing	Antriebskettengehäuse	2-2010-5	1	SS KETO 100
3	Track housing	Antriebskettengehäuse	2-2010-6	1	SS KETO 100/100LD
4	Tower	Turm	3-2010-1	1	NS
5	Tower	Turm	3-2010-2	1	SS
6	Bushing	Buchse	8-5065-4	4	WB802 Ø65/70-40
7	Mounting plate	Befestigungsplatte	3-2010-45	2	OMT
8	Allen screw	Inbusschraube	9-0212-35	14	M12x35
9	Lock washer	Sicherungsscheibe	9-1312	X	M12 Nordlock
10	Slide rail	Gleitschiene	3-2043-1	2	Fe
	Slide rail	Gleitschiene	3-2043-2	2	plastic
11	Allen screw	Inbusschraube	9-0208-25	8	M8x25
12	Cover	Schutz	3-4066-3	1	Poclain
	Cover	Schutz	3-4066-6	1	OMT motor
	Cover	Schutz	3-4066-7	1	OMT motor
	Cover	Schutz	3-2063-1	1	TMT
	Cover	Schutz	3-2063-2	1	TMT motor
13	Track Compl.	Vollst.	4-2119-1K	2	1 flat spine
	Track Compl.	Vollst.	4-2119-3K	2	2-flat spines
	Track Compl.	Vollst.	4-2119-2K	2	Canada / Triangle spine
	Track Compl.	Vollst.	20-95215	2	5xcone spine
	Track Compl.	Vollst.	4-2119-1K	2	2xcone / 1 flat spines
14	Drive gear	Ritzel	4-2138-3	2	z=14
15	Idler gear	Zwischenrad	4-2025-1	2	Ø35
	Wear pad	Schleissblech	20-35259	2	

X = Order as required

Ordnung, wie angefordert

NS = Not saw side

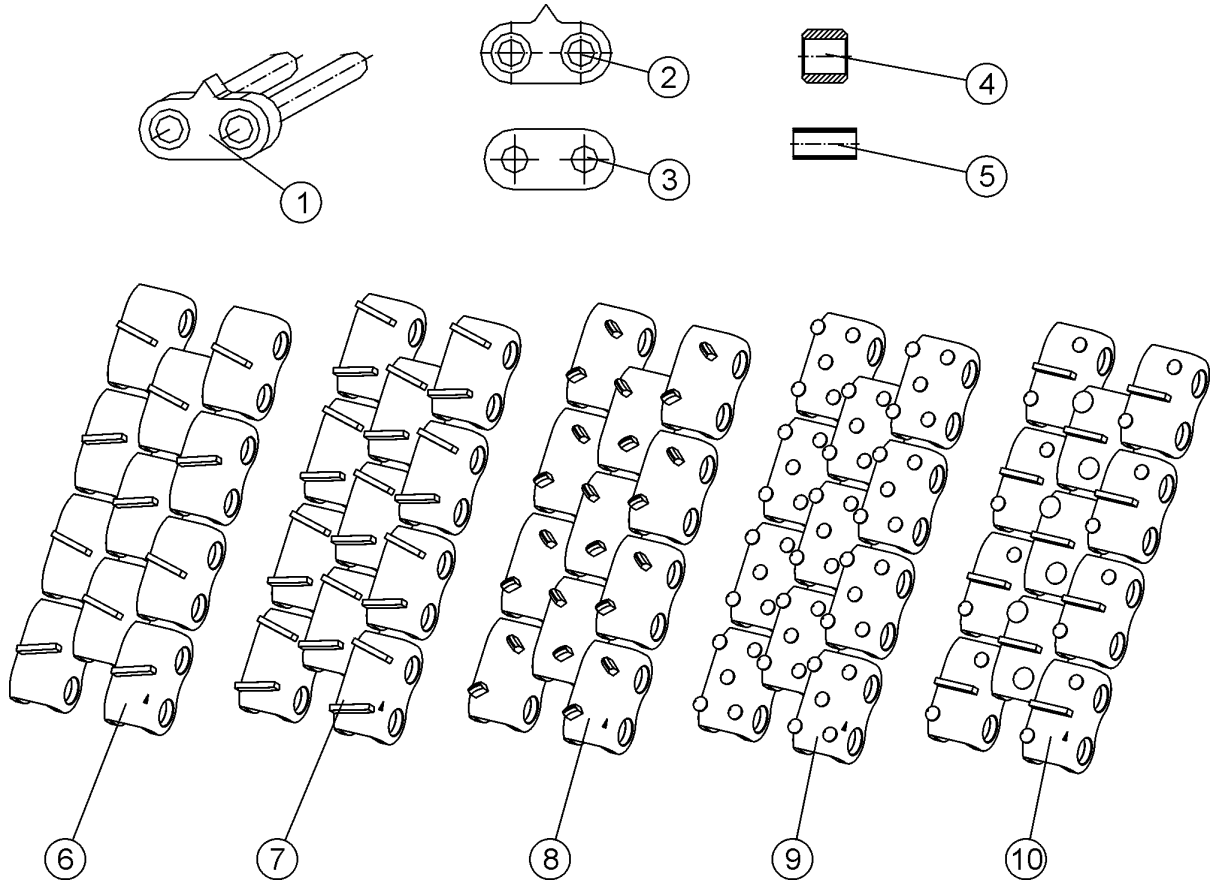
Not saw side

SS = Saw side

Saw side

Track

Raupen



Track

Raupen

Item Ref	Description Benennung		Order no Bestellungsnr.	pcs Men	Notes Anmerkung
1	Connecting link	Anschlussglied	4-2119-3	X	Master
2	Side plate	Seitenplatte	4-2119-4	X	Weld mounting
3	Side plate	Seitenplatte	4-2119-41	X	Press mounting
4	Roller	Rolle	4-2119-52	X	Ø29 wide roller
5	Bushing, inner	Buchse, inneres	4-2119-6	X	Long
6	Track Compl.	Vollst.	4-2119-1K	2	1 flat spine
7	Track Compl.	Vollst.	4-2119-3K	2	2-flat spines
8	Track Compl.	Vollst.	4-2119-2K	2	Canada / Triangle spine
9	Track Compl.	Vollst.	20-95215	2	5xcone spine
10	Track Compl.	Vollst.	4-2119-5K	2	2xcone / 1 flat spines

X = Order as required

NS = Not saw side

SS = Saw side

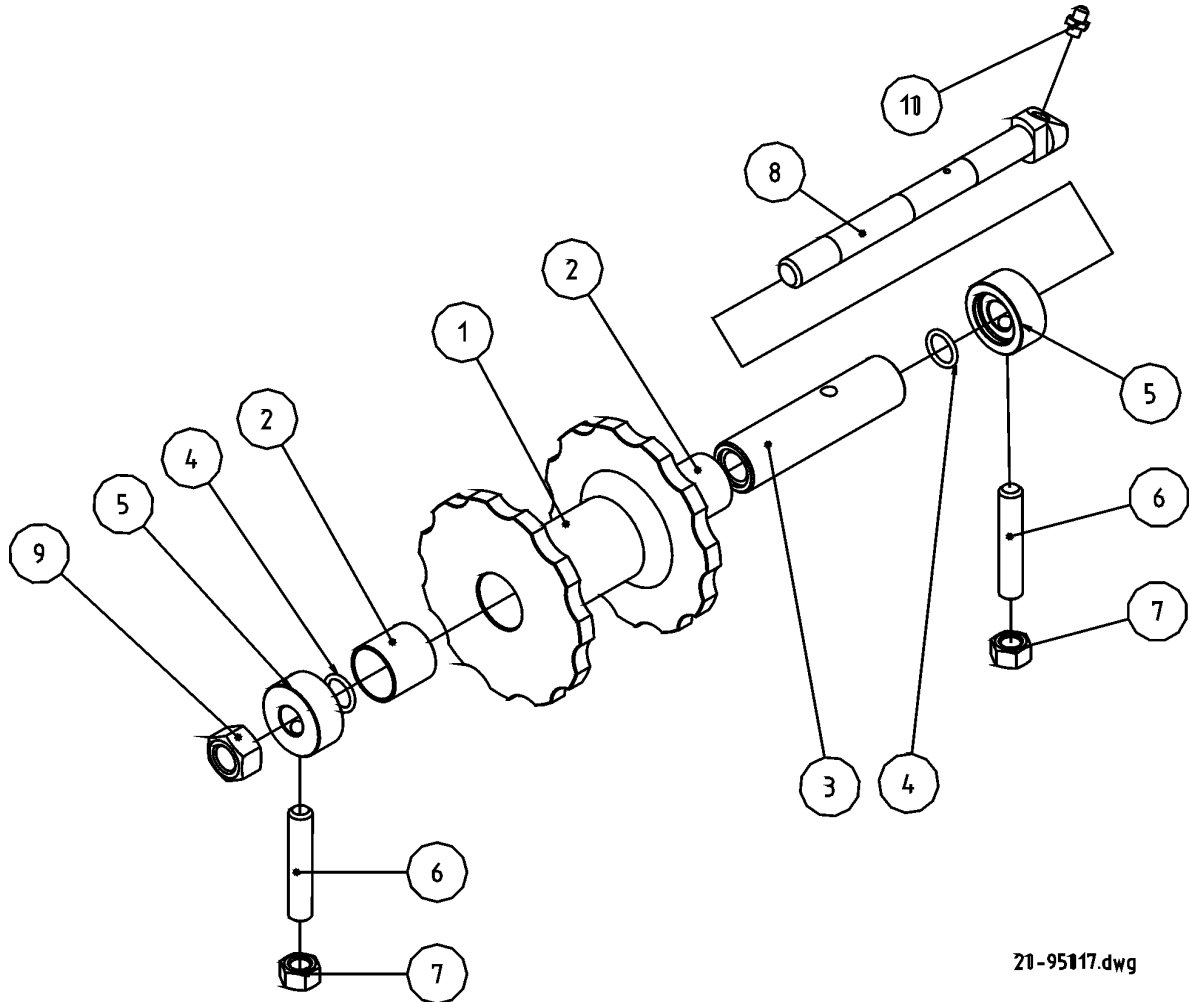
Ordnung, wie angefordert

Not saw side

Saw side

Idler

Umleitungsrolle



21-95117.dwg

Idler

Umleitungsrolle

Item Ref	Description Benennung		Order no Bestellungsnr.	pcs Men	Notes Anmerkung
1	Idler	Umleitungsrolle	4-2025-1	2	Ø29
2	Bushing	Buchse	8-5028-2	4	WB802 28/31-30
3	Hollow shaft	HohleAchse	4-2028	2	Ø16/28 L=109
4	O-ring	O-ring	9-2016-25	4	Ø16*2,5
5	Clamping piece	Spannteil	4-2030	4	Ø16/40 s17,5 screw M12x70
6	Retaining screw	Sicherungsschraube	9-0012-7	4	M12x70
7	Nut	Mutter	9-1012	4	M12
8	Idler shaft	Zwischenradwelle	4-2029	2	Ø16 L188
9	Nut	Mutter	9-1116	2	M16 nyloc
10	Grease nipple	Schmiernippel	9-2800	2	1/8"

X = Order as required

Ordnung, wie angefordert

NS = Not saw side

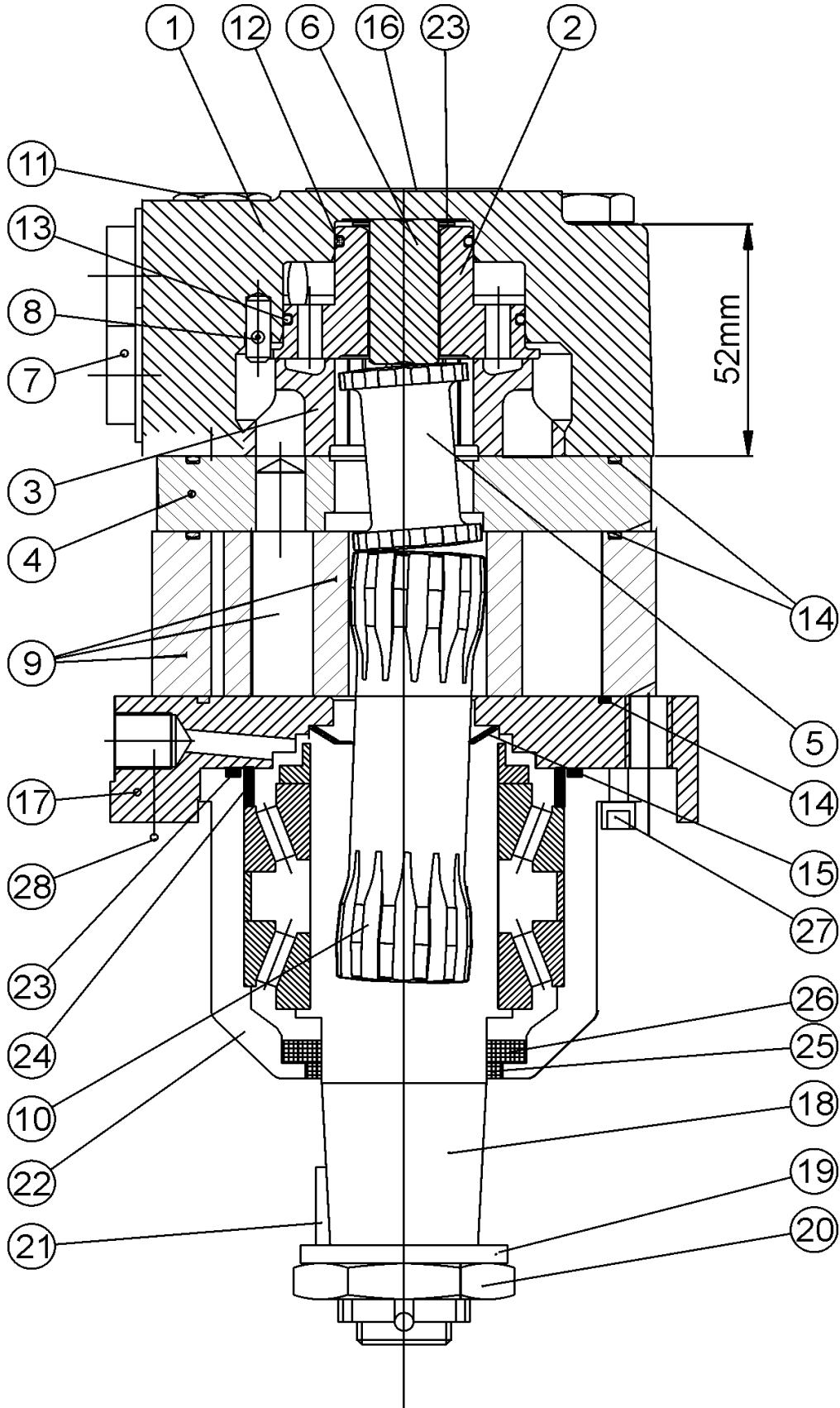
Not saw side

SS = Saw side

Saw side

Hydr.motor OMSS-200/K

Hydr. Motor OMSS-200/K

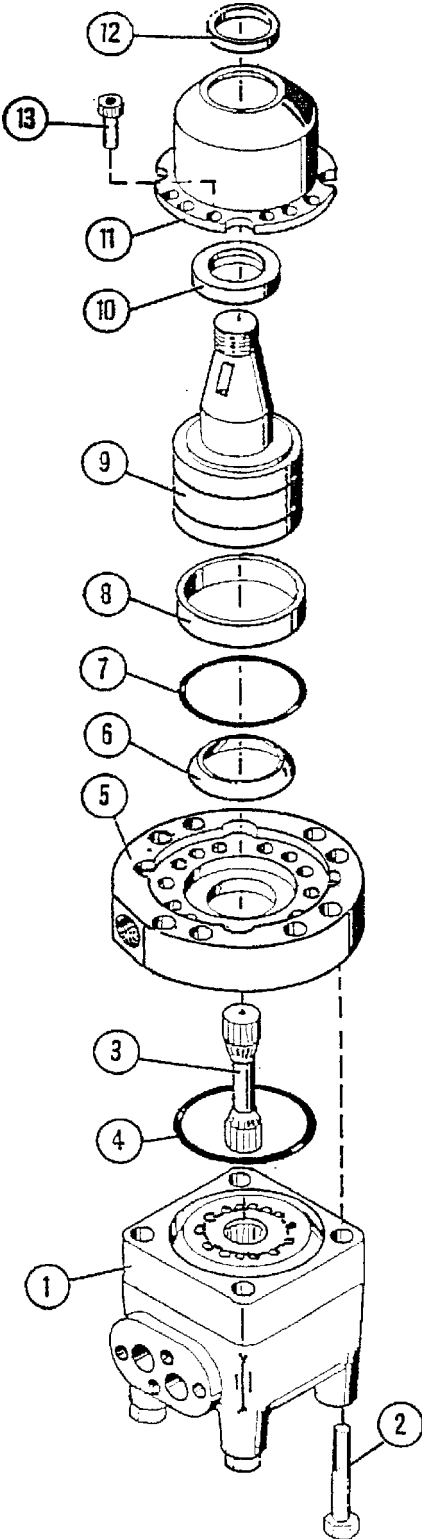


Hydr.motor OMSS-200/K

Hydr. Motor OMSS-200/K

Item Ref	Description Benennung		Order no Bestellungsnr.	pcs Men	Notes Anmerkung
	Hydr.motor	Hydr. Motor	8-9012-61	1	151F0626/K Compl. Vollst.
	Seal kit	Dichtssatz	8-9012-5	1	151F0111 (158-deln.)
1	Valve housing	Ventilgehäuse	8-9012-05	1	151F1801
2	Balance plate	Gegengewicht	8-9012-01	1	151F1738
3	Disc valve	Scheibeventil	8-9013-20	1	151F1022
4	Channel plate	Kanalblech	8-9012-06	1	151F1023
5	Drive gear	Antriebsritzel	8-9013-9	1	151F1448
6	Spacer	Distanzstück	-	1	151F1449
7	Plug	Stopfen	8-9620-22	2	633X0074
8	Guide pin	Führung	-	1	682L9105
9	Gear set	Zahnradatz	8-9013-8	1	160 W=27,9 151F1084
	Gear set	Zahnradatz	8-9012-04		200 151F1085
	Gear set	Zahnradatz	8-9006-4		250 151F1086
10	Cardan axle	Gelenkwelle	8-9013-4	1	160 151F1464
	Cardan axle	Gelenkwelle	8-9012-4		200 151F1769
	Cardan axle	Gelenkwelle	8-9006-4		250 151F1770
11	Screw, hex	Sechskantschraube	8-9013-12	1	M10x110 681x1348
12	O-ring	O-ring	8-9000-18	1	633B1428
13	O-ring	O-ring	8-9000-19	1	633B1429
14	O-ring	O-ring	8-9013-24	2	633B1431
15	Conical seal	Dichtkegel	8-9012-51	1	633B9023
16	Sign plate	Typenschild	8-9013-23	1	151A0407
17	Counterpiece	Gegenstück	20-50002	1	
18	Drive shaft	Antriebsachse	8-9012-7	1	151F0114
19	Circlip	Sicherungsring	8-9012-2	1	
20	Special nut	Spezialmutter	3-5116-13tai	1	
	Axle nut	Achsmutter	8-9012-1	1	
21	Key	Keil	8-9013-35	1	
22	Bearing housing	Lagergehäuse	4-2144	1	
23	O-ring	O-ring	9-2072	1	Ø72x2
24	Spacer ring	Zwischenring	4-2144-1	1	
25	Dust seal	Staubdichtung	8-9012-53	1	633B3198
26	Shaft seal	Öldichtung	8-9012-52	1	633B3197
27	Allen screw	Inbusschraube	9-0205-16	28	M5x16
28	Screw, hex	Sechskantschraube	8-9013-12	4	160 M10x1,5x110
	Screw, hex	Sechskantschraube	8-9012-12	4	200 M10x1,5x120
	Screw, hex	Sechskantschraube	8-9006-13	4	250 M10x1,5x130

Hydr.motor OMSU/OMTS 200 Hydr. Motor OMSU/OMTS 200



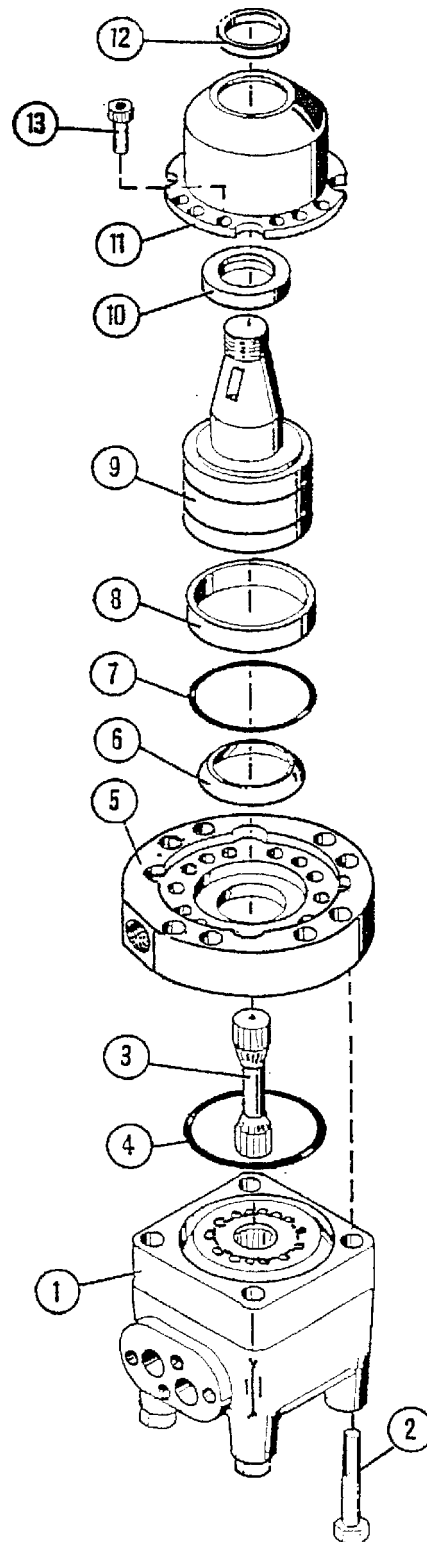
Hydr.motor OMSU/OMTS 200

Hydr. Motor OMSU/OMTS 200

Item Ref	Description Benennung	Order no Bestellungsnr.	pcs Men	Notes Anmerkung
	Hydr.motor	Hydr. Motor	8-9012-6	1 DANFOSS OMSU 200/K
	Hydr.motor	Hydr. Motor	8-9012	1 DANFOSS OMSS 200/K
	Seal kit	Dichtssatz	8-9012-5	1 DANFOSS OMSS/OMSU 200
1	Hydr.motor	Hydr. Motor	8-9012-0	1 DANFOSS OMSU 200/R
2	Screw, hex	Sechskantschraube	8-9012-12	4 M10x1,5x120
3	Cardan axle	Gelenkwelle	8-9012-4	1 OMSU 200/K
4	O-ring	O-ring	9-2099-3	1 OR 104,5x3 OMSU-200/K
5	Counterpiece	Gegenstück	4-2143	1
6	Seal ring	Dichtring	8-9012-51	1 OMSU 200/K
7	O-ring	O-ring	9-2070	1 OR 70x2
8	Support ring	Stützring	4-2144-1	1
9	Drive shaft	Antriebsachse	8-9012-7	1 OMSU 200/K
10	Seal ring	Dichtring	8-9012-52	1 OMSU 200/K
11	Bearing housing	Lagerghäuse	4-2144	2
12	Dust seal	Staubdichtung	8-9012-53	1 OMSU 200/K
13	Allen screw	Inbusschraube	9-0205-16	19 M5x16
	Hydr.motor	Hydr. Motor	8-9002-6	1 DANFOSS OMTS 200/K
	Seal kit	Dichtssatz	8-9011-5	1
1	Gear set	Zahnradatz	8-9002-8	1 DANFOSS OMTS 200
2	Screw, hex	Sechskantschraube	8-9002-12	4 M14x120
3	Cardan axle	Gelenkwelle	8-9002-4	1 DANFOSS OMTS 200
4	O-ring	O-ring	9-2096	1 OR 96x3
5	Counterpiece	Gegenstück	4-4143	1
6	Seal ring	Dichtring	8-9010-51	1 OMTS 200
7	O-ring	O-ring	9-2094	1 OR 94,5x3
8	Support ring	Stützring	4-4144-1	1
9	Drive shaft	Antriebsachse	8-9010-7	1 OMTS 200
10	Seal ring	Dichtring	8-9010-52	1 Ø45/65-7
11	Bearing housing	Lagerghäuse	4-4144	1
12	Dust seal	Staubdichtung	8-9010-53	1 Ø45/52-4
13	Allen screw	Inbusschraube	9-0205-16	28 M5x16

Hydr.motor OMTS 250

Hydr. Motor OMTS 250



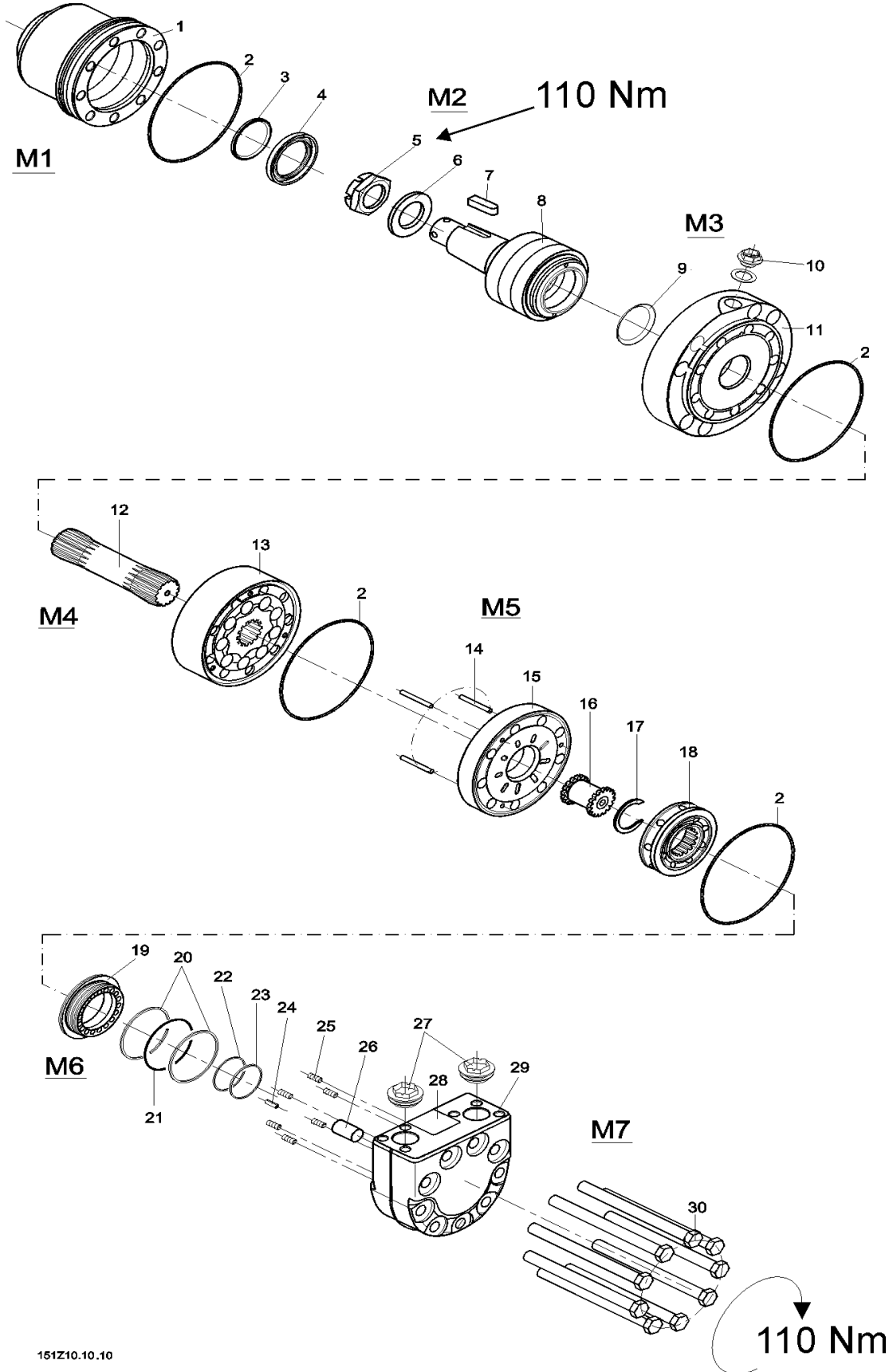
Hydr.motor OMTS 250

Hydr. Motor OMTS 250

Item Ref	Description Benennung	Order no Bestellungsnr.	pcs Men	Notes Anmerkung
	Hydr.motor	Hydr. Motor	8-9000-6	1 DANFOSS OMTS 250/K
	Seal kit	Dichtssatz	8-9000-5	1 DANFOSS OMTS 250/K
1	Hydr.motor	Hydr. Motor	8-9000	1 DANFOSS OMTS 250/R
2	Screw, hex	Sechskantschraube	8-9000-13	4 M14*130
3	Cardan axle	Gelenkwelle	8-9000-4	1 DANFOSS OMTS 250
4	O-ring	O-ring	9-2096	1 OR 96*3
5	Counterpiece	Gegenstück	4-4143	1
6	Seal ring	Dichtring	8-9010-51	1 OMTS 250
7	O-ring	O-ring	9-2094	1 OR 9405*3
8	Support ring	Stützring	4-4144-1	1
9	Drive shaft	Antriebsachse	8-9010-7	1 OMTS 250
10	Seal ring	Dichtring	8-9010-52	1 Ø45/65-7
11	Bearing housing	Lagerghäuse	4-4144	1
12	Dust seal	Staubdichtung	8-9010-53	1 Ø45/52-4
13	Allen screw	Inbusschraube	9-0205-16	28 M5*16

Hydr.motor TMT 250

Hydr. Motor TMT 250



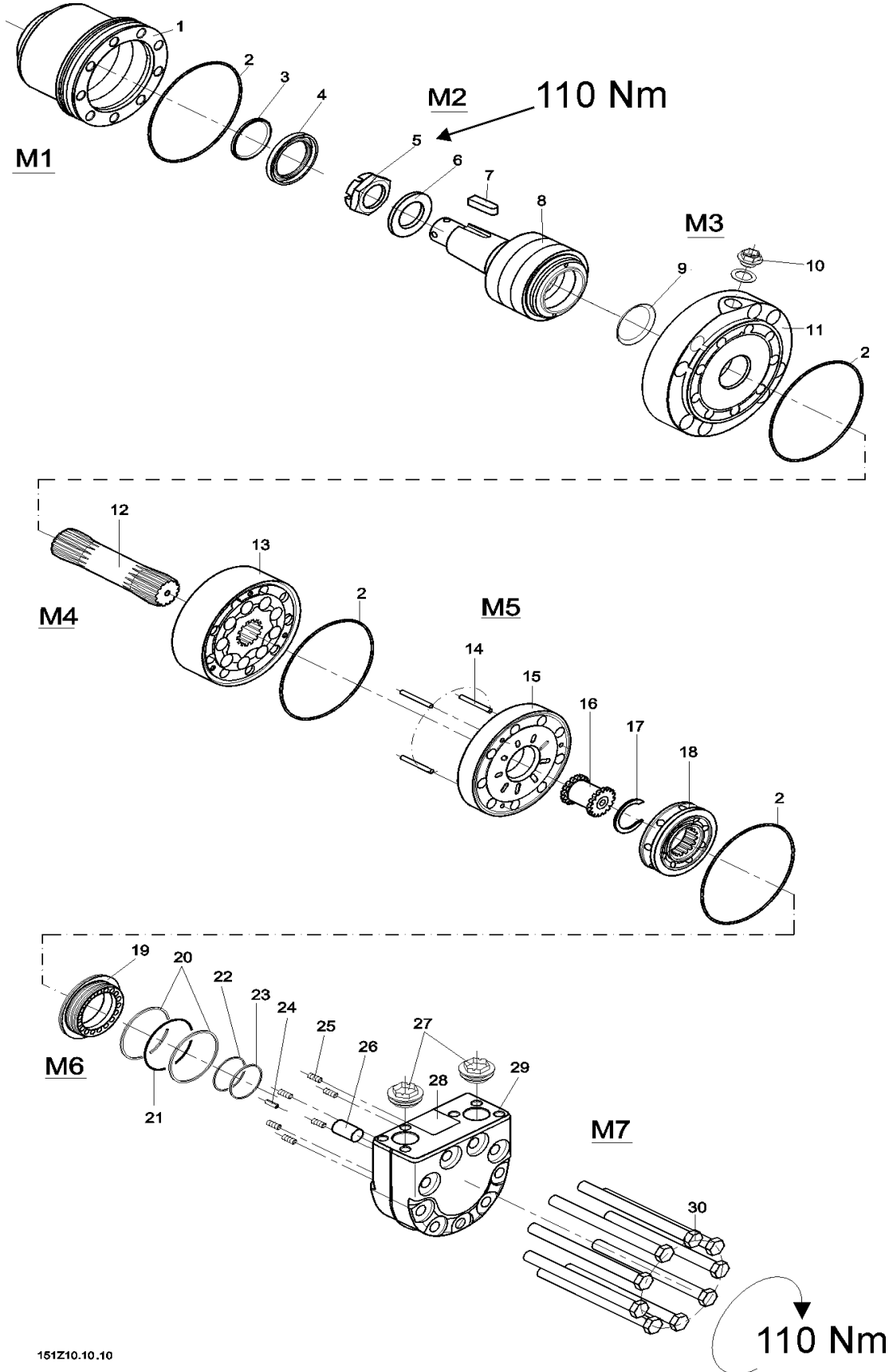
Hydr.motor TMT 250

Hydr. Motor TMT 250

Item Ref	Description Benennung		Order no Bestellungsnr.	pcs Men	Notes Anmerkung
	Hydr.motor	Hydr. Motor	8-8970	1	Danfoss TMT 250 (151Z3235)
	Seal kit	Dichtssatz	8-8970-5	1	151Z2073
1	Flange+housing Modul M1	Flansch+Gehäuse Modul M1	8-8910 M1	1 1	151Z2031 Includes parts ref 2,3,4 Enthaltet Stück Nr. 2,3,4
* 2	O-ring	O-ring	M1	1	125x2
* 3	Dust seal	Staubdichtung	M1	1	45x52x4
* 4	Shaft seal	Öldichtung	M1	1	45x65x7
				1	
	Shaft Modul M2	Achse Modul M2	8-8911 M2	1 1	151Z2030 Includes parts ref 5,6,7,8 Enthaltet Stück Nr. 5,6,7,8
5	Nut	Mutter	M2	1	M30x2mm
6	Washer	Scheibe	M2	1	56x31x4mm
7	Key	Keil	M2	1	28x12x8mm
8	Shaft	Achse	M2	1	∅ 45mm 1:10 includes bearing Enthaltet Lager
* 9	Conical seal	Dichtkegel	M3	1	
10	Plug	Stopfen	M3	1	plastic G=3/8"
11	Motor flange (with drain port g 3/8") Modul M3	Motorflansch Modul M3	8-8912 M3	1 1	151Z2031 Includes parts ref 9,10,11,2 Enthaltet Stück Nr. 9,10,11,2
	Gear set Modul M4	Zahnradatz Modul M4	8-8970-3 M4	1 1	TMT250 (151Z2148) Includes parts ref 12,13,2 Enthaltet Stück Nr. 12,13,2
				1	
12	Cardan axle TMT250	Gelenkwelle	M4	1	L = 119mm
13	Gear set TMT250	Zahnradatz	M4	1	B = 31,3mm
	Valve compl. Modul M5	Ventil vollst. Modul M5	8-8913	1	151Z2053 Includes parts ref 14,15,16,17,18,2 Enthaltet Stück Nr. 14,15,16,17,18,2
14	Guide pin	Führung	M5	3	∅ 4x40mm
15	Channel plate	Kanalblech	M5	1	
16	Drive gear	Antriebsritzel	M5	1	For valve
17	Stopper	Stopper	M5	1	
18	Disc valve	Scheibeventil	M5	1	

Hydr.motor TMT 250

Hydr. Motor TMT 250



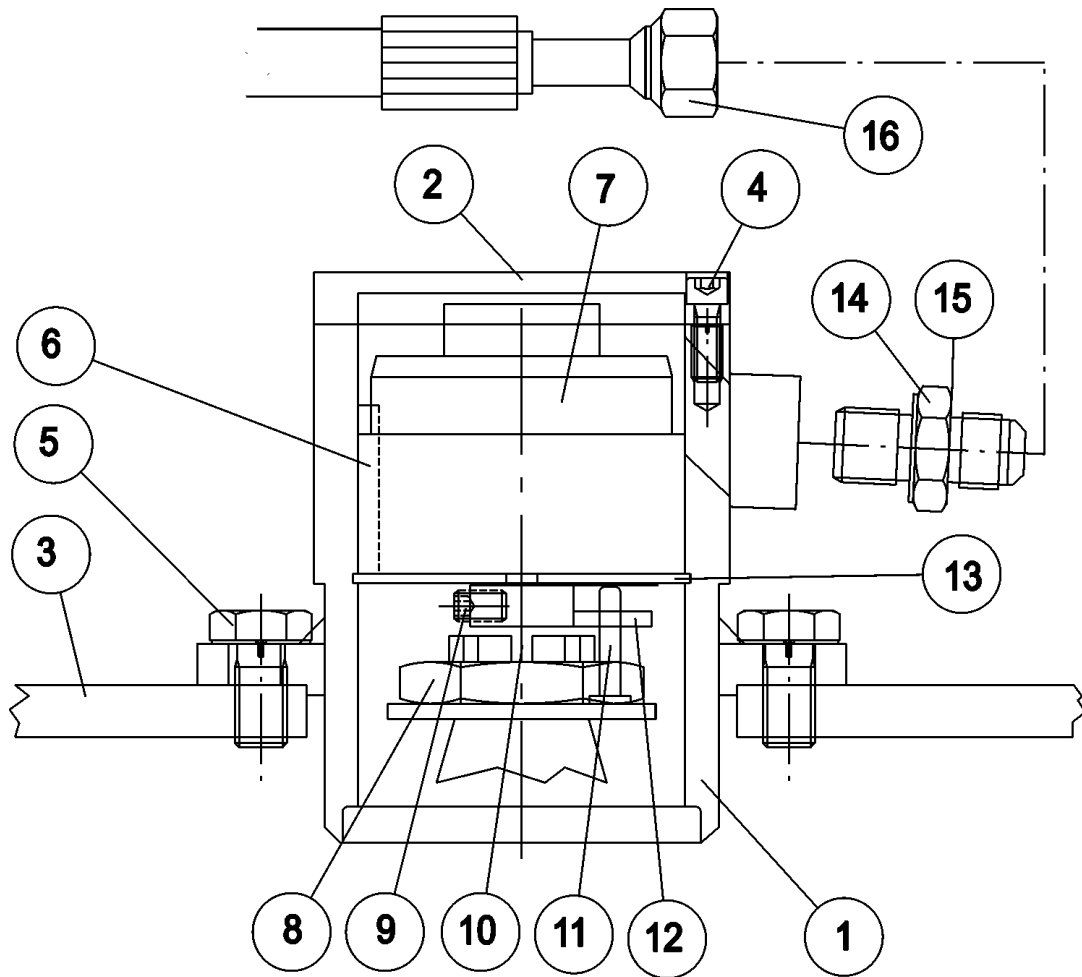
Hydr.motor TMT 250

Hydr. Motor TMT 250

Item Ref	Description Benennung		Order no Bestellungsnr.	pcs Men	Notes Anmerkung
19	Balance plate	Gegengewicht	M6	1	
* 20	Support ring	Stützring	M6	2	66,6x1mm
* 21	O-ring	O-ring	M6	1	63x2mm
* 22	Support ring	Stützring	M6	1	44,1x1mm
* 23	O-ring	O-ring	M6	1	40x2mm
24	Guide pin	Führung	M6	1	∅ 5x14mm
25	Spring	Feder	M6	6	18x3,6mm
26	Spacer	Distanzstück	M6	1	∅ 16x24mm
27	Plug	Stopfen	M6	2	G = 3/4" plastic
28	Sign plate	Typenschild	M6	1	
29	End cover Modul M6	Giebeldeckel Modul M6	8-8914	1	151Z2144 port connection G3/4" Includes parts ref 19,20,21,22,23,24,25,26,27,28Ent haltet Stück Nr. 19,20,21,22,23,24,25,26,27,28
30	Bolt	Bolzen	M7	9	TMT250 151Z2090
	Bolt kit	Schraubensatz	8-8980-12	1	151Z2090 M12x140
	Modul M7	Modul M7			Includes parts ref 30 Enthaltet Stück Nr. 30

Track measuring system

Längenausmass



Track measuring system

Längenausmass

Item Ref	Description Benennung	Order no Bestellungsnr.	pcs Men	Notes Anmerkung
	Track measuring systemLängenausmass	3-5115	1	Compl. for OMT-motors
1	Track measuring systemLängenausmass	3-5115-1	1	SS
	Track measuring systemLängenausmass	3-5115-2	1	NS
2	Cover Deckel	15-45005	1	
3	Track housing Raupen Gehäuse			
	Track housing Raupen Gehäuse			
4	Allen screw Innensechs-kantschraube	9-0205-16	4	M5*15
5	Screw, hex Sechskantschraube	9-0010-2	4	M10*20
6	Key Keil	9-4106-1	1	6*6*30
7	Sensor Geber	3-2150-8	1	MA322, 50 pulses (Kanada)
	Sensor Geber	3-2150-82	1	MA322, 100 pulses
	Countersunk screw Senkschraube	9-0304-08	3	M4x8
	Plastic sleeve Plastikhülse	80-75002	1	EMETA ø58/63
	Wire Leitung	3-2152-17	1	5m Leine&Linde
8	Nut Mutter	3-5116-13	1	For Danfoss OMS-motors
	Nut Mutter	3-5115-13	1	For Danfoss TMT-motors
9	Retaining screw Sicherungsschraube	9-0206-10	1	M6*10
10	Split pin Splint	9-1806-63	1	Ø6,3*63
11	Allen screw Inbusschraube	9-0206-12	1	M6*12
12	Rotor Rotor	3-5125-1	1	
13	Circlip Sicherungsring	9-1663	1	Ø63*2
14	Seal, USIT Dichtung, USIT	9-1917-24	1	R3/8"
15	Double nipple Doppelnippel	8-9710-11	1	R3/8"-3/8"
	Double nipple Doppelnippel	8-9515-21	1	UNF3/4"-3/8"
16	Hose Schlauch	-	2	R3/8" L=1700
	Hose Schlauch	-	2	JIC3/4" L=1700

X = Order as required

Ordnung, wie angefordert

NS = Not saw side

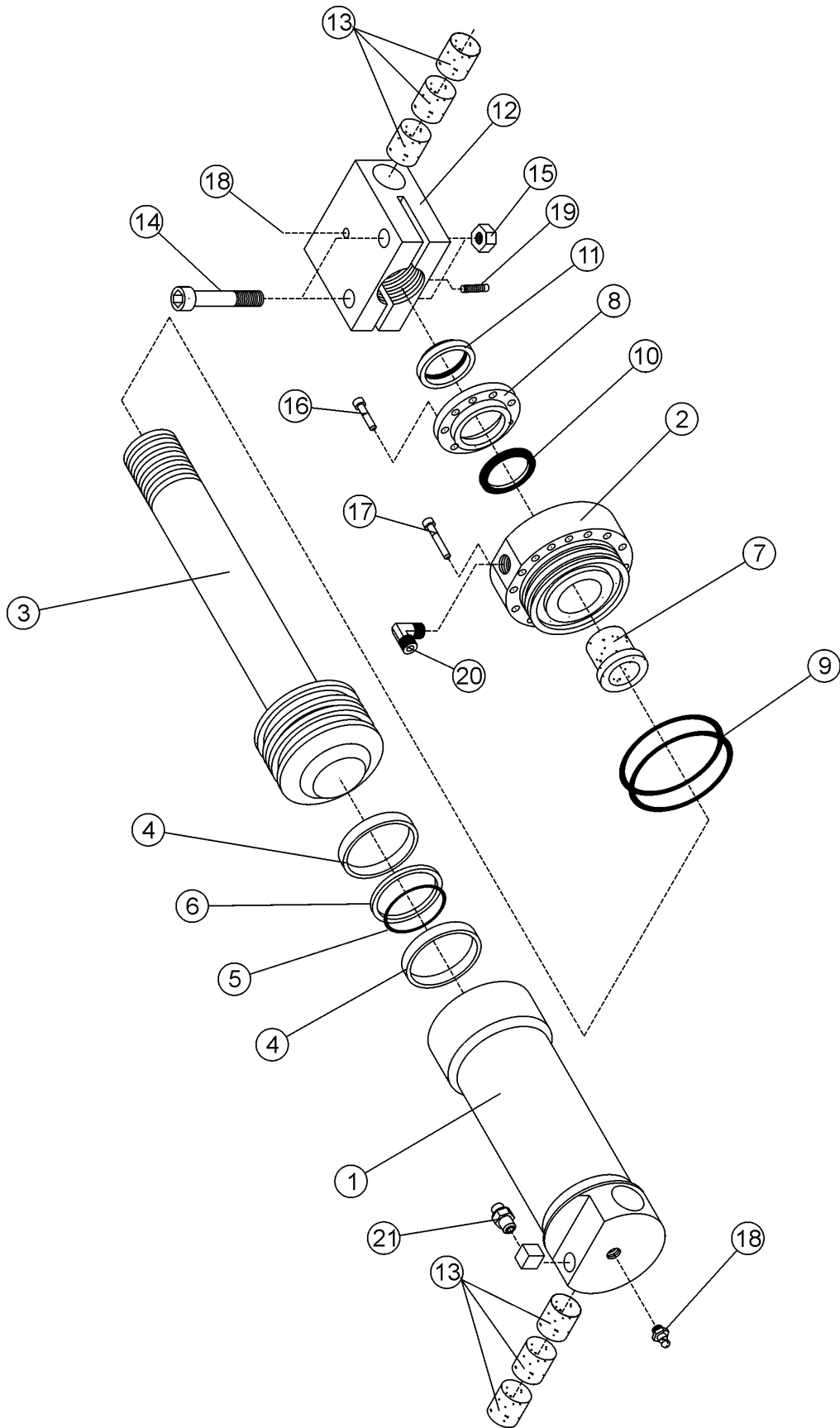
Not saw side

SS = Saw side

Saw side

Track cylinder

Raupenzylinder



Track cylinder

Raupenzylinder

Item Ref	Description Benennung		Order no Bestellungsnr.	pcs Men	Notes Anmerkung
	Track cylinder Seal kit	Raupenzylinder Dichtssatz	3-2104-1 9-2170-30	1 1	Ø70/30 Parts marked with * are included to the seal kit
1	Cylinder pipe	Zylinderaufbuchse	3-2014-6	1	
2	Guide sleeve	Führungshülse	3-3011-4	1	
3	Piston and stem	Kolbe und stange	3-2090	1	Ø70/30
* 4	Slide ring	Gleitring	9-2407-31	2	70,0x7,9x2,5
* 5	O-ring	O-ring	9-2058	1	58*3,5
* 6	Piston seal	Kolbendichtung	9-2280	1	SHAMBAN 4,2X66/70
7	Sliding sleeve	Gleithülse	3-3099-3	1	
8	Support ring	Stützring	3-4014-2	1	
* 9	O-ring	O-ring	9-2060	1	60*2,6
* 10	Stem seal Kolbenstangendichtung		9-2330	1	Ø30/40-10
* 11	Wiper ring	Reinigender Ring	9-2530	1	Ø30/40-7/10
12	Stem eye	Armöse	20-40001	1	
13	Bushing	Buchse	8-5025-1	5	WB802 ø25/28-25
	Bushing	Buchse	8-5025-2	1	WB802 ø25/28-30
14	Screw, hex	Sechskantschraube	9-0212-5	2	M12x50
15	Lock nut	Schlossmutter	9-1112	2	M12 nyloc
16	Allen screw	Inbusschraube	9-0206-25	7	M6x25
17	Allen screw	Inbusschraube	9-0206-45	16	M6x45
18	Grease nipple	Schmiernippel	9-2800	X	R1/8
	Grease nipple	Schmiernippel	9-2805	X	R1/8 45°
19	Retaining screw	Sicherungsschraube	9-0406-10	1	M6x10
20	Angle nipple	Winkelnippel	8-9715-12	1	3/8"-3/4" UNF
21	Double nipple	Doppelnippel	8-9710-11	1	3/8"

X = Order as required

Ordnung, wie angefordert

NS = Not saw side

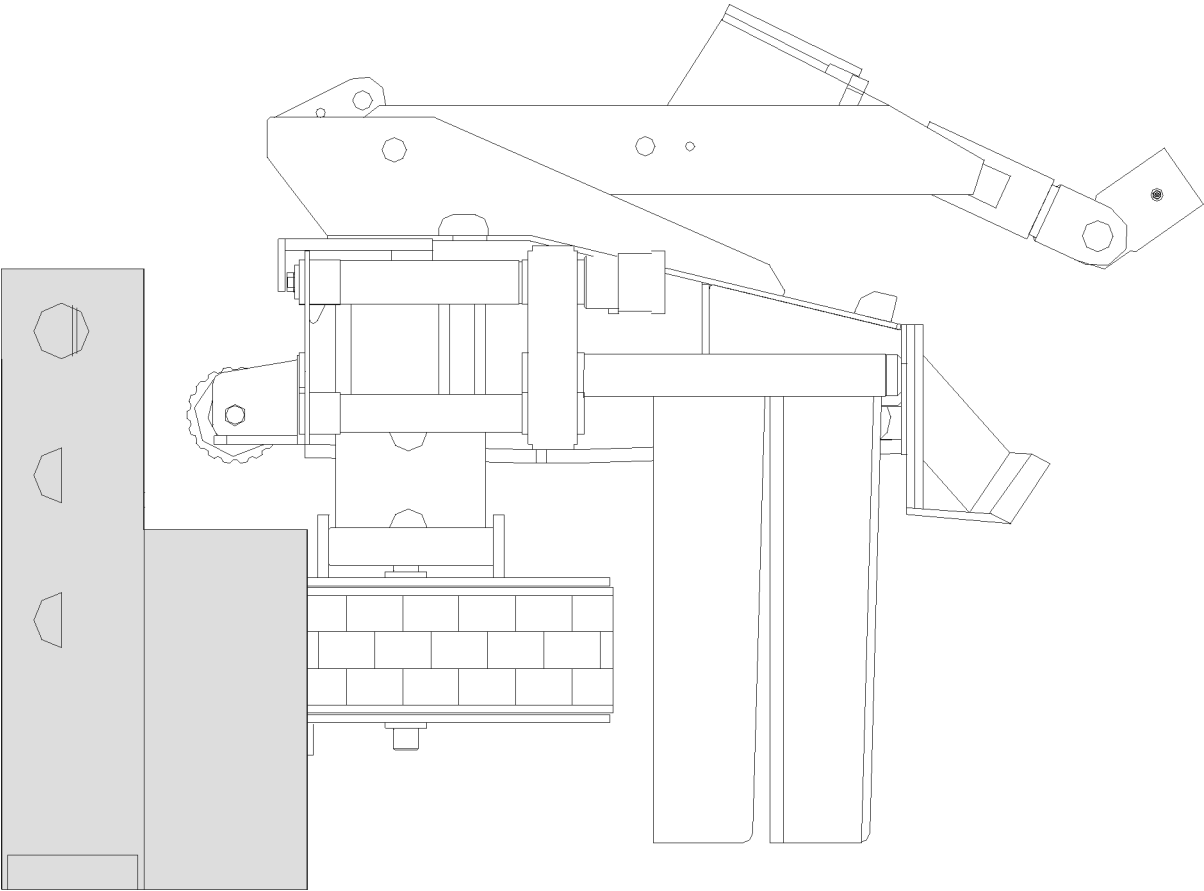
Not saw side

SS = Saw side

Saw side

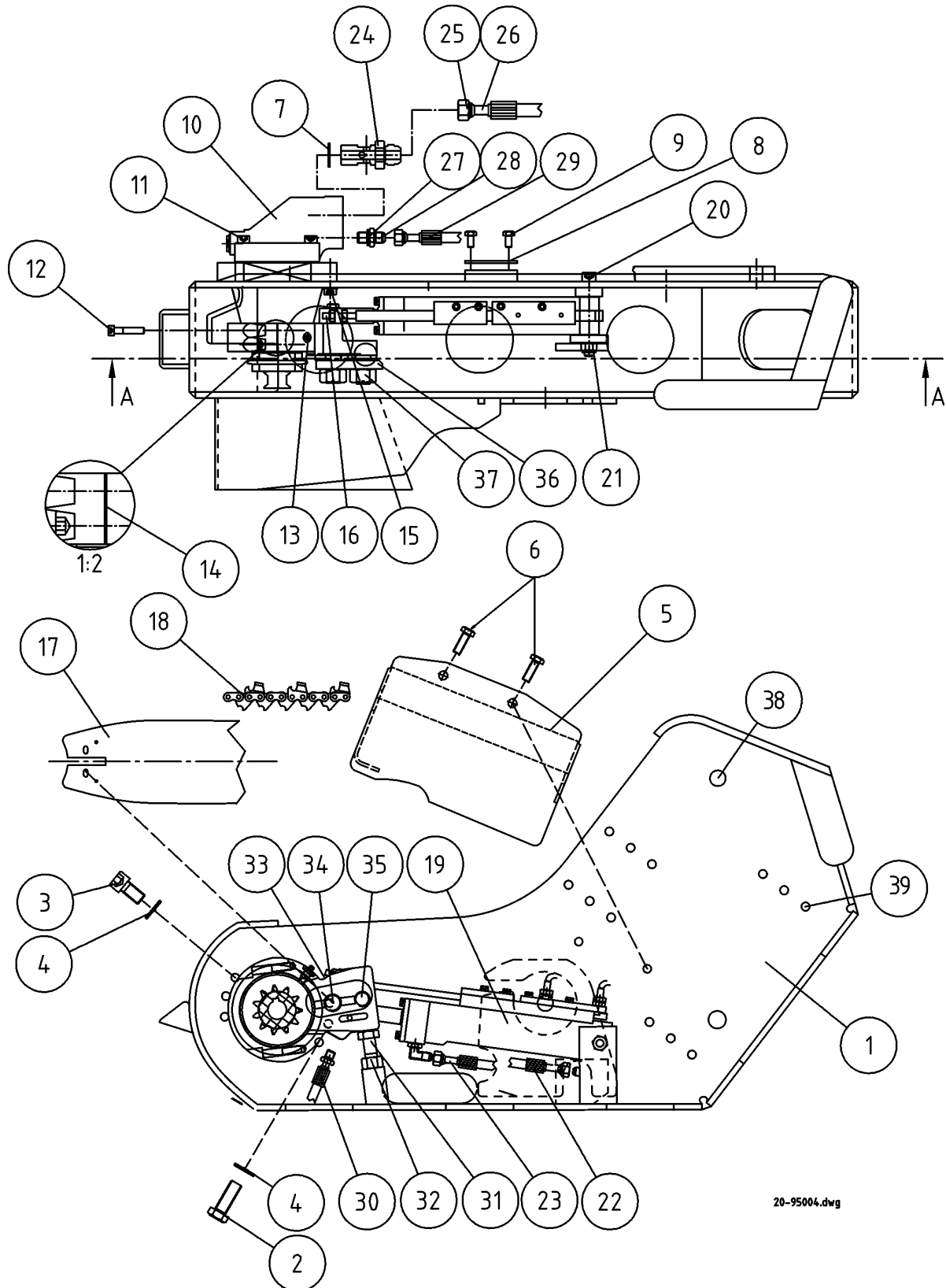
7. Saw casing

Sägegehäuse



Saw casing

Sägegehäuse



20-95004.dwg

Saw casing

Sägegehäuse

Item Ref	Description Benennung		Order no Bestellungsnr.	pcs Men	Notes Anmerkung
1	Housing	Gehäuse	5-2300	1	F11-10
	Housing	Gehäuse	5-2301	1	F11-19
2	Screw, hex	Sechskantschraube	9-0016-45	X	M16x45 VOAC F11-19
3	Allen screw	Inbusschraube	9-0216-3	X	M16x30 VOAC F11-19
4	Lock washer	Sicherungsscheibe	9-1316	X	M16 Nordlock
5	Sensor cover	Geberschutz	5-2300-23	1	
6	Allen screw	Inbusschraube	9-0210-35	X	M10x35
7	Seal, USIT	Dichtung, USIT	9-1927-35	2	3/4"
8	Hose holder	Schlauchhalter	4-4204	1	
9	Screw, hex	Sechskantschraube	9-0008-16	2	M8x16
10	Hydr. motor	Hydr. Motor	8-9020-6	1	Volvo F11-10/K
	Hydr. motor	Hydr. Motor	8-9023-1	1	Volvo F11-14/K
	Hydr. motor	Hydr. Motor	8-9021-6	1	Volvo F11-19/K
11	Allen screw	Inbusschraube	9-0210-8	X	M10x80 VOAC F11-10
	Allen screw	Inbusschraube	9-0210-4	X	M10x40 VOAC F11-10
	Allen screw	Inbusschraube	9-0210-5L	X	M10x50 VOAC F11-19
12	Allen screw	Inbusschraube	9-0210-45	X	M10x45
13	Grease nipple	Schmiernippel	9-2800	1	R1/8"
14	Shim	Anpaßplatte	4-4202	2	S=0,1
15	Allen screw	Inbusschraube	9-0210-35	X	M10x35 F11-10, F11-14
16	Slide	Schieber	3-4114-74	1	
17	Saw bar	Sägestab	8-0022-0	1	22"
18	Saw chain	Sägekette	8-0022-2	1	404 Z=74 (22")
19	Cylinder, saw	Zylinder, Säge	4-4131-1	1	See page 62
20	Bolt	Bolzen	30-55205	1	Top of saw cylinder Oberteil, sägezylinder
	Bolt	Bolzen	4-6131-3	1	Top of saw cylinder Oberteil, sägezylinder
21	Lock nut	Schlossmutter	9-1116	X	M16 nyloc
22	Hose	Schlauch	-	1	
23	Hose	Schlauch	-	1	
24	Double nipple	Doppelnippel	8-9500-14	2	R3/4-3/4"
	Double nipple	Doppelnippel	8-9710-17	2	JIC3/4"-1 1/16"
25	Hose	Schlauch	-	1	
26	Hose	Schlauch	-	1	
27	Double nipple	Doppelnippel	8-9500-12	1	R3/8"-3/8"
	Double nipple	Doppelnippel	8-9710-12	1	JIC 3/8"-3/4"
28	Seal, USIT	Dichtung, USIT	9-1917-24	X	3/8
29	Hose	Schlauch	-	1	
30	Hose	Schlauch	-	1	

X = Order as required

Ordnung, wie angefordert

NS = Not saw side

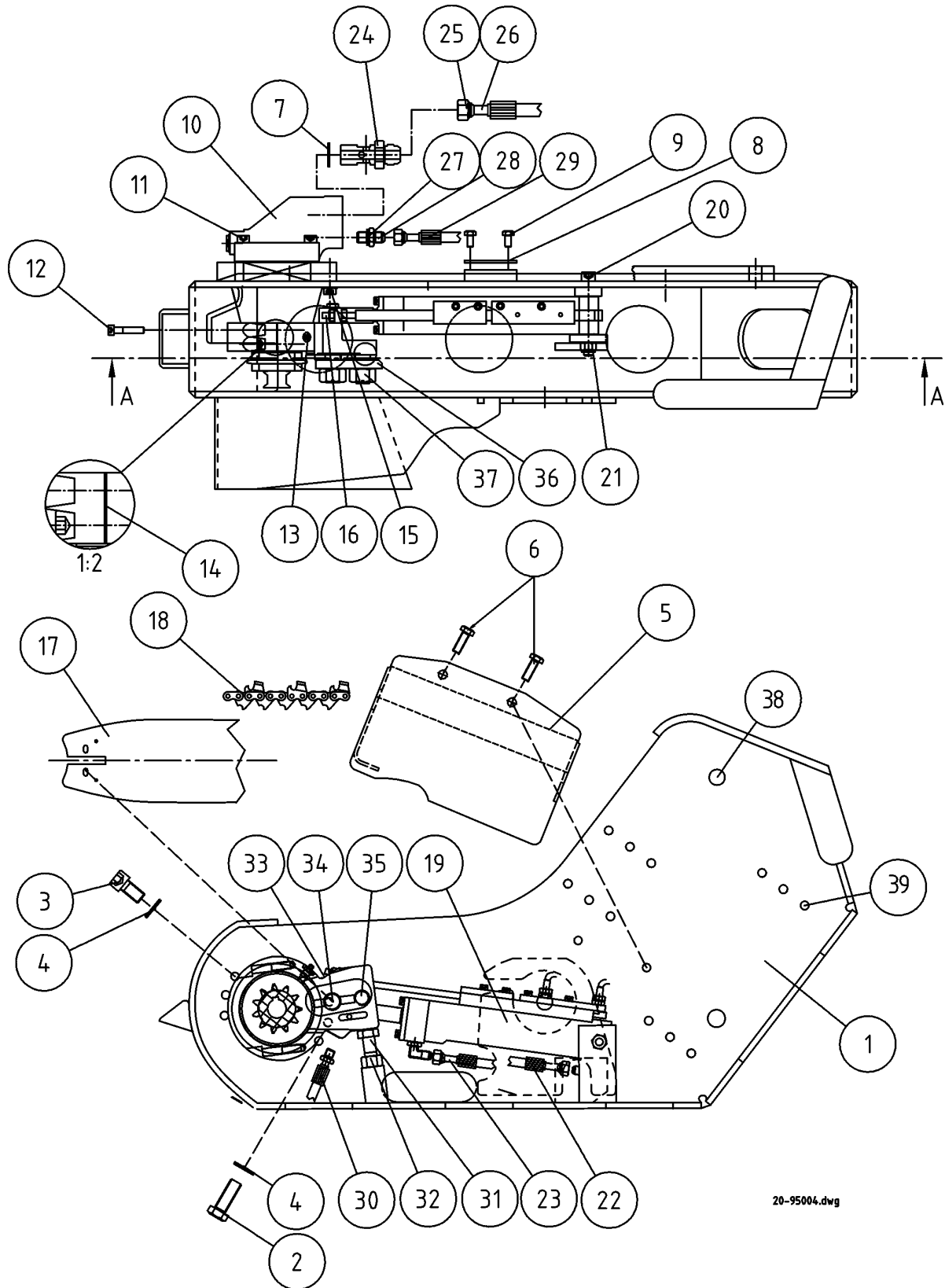
Not saw side

SS = Saw side

Saw side

Saw casing

Sägegehäuse



Saw casing

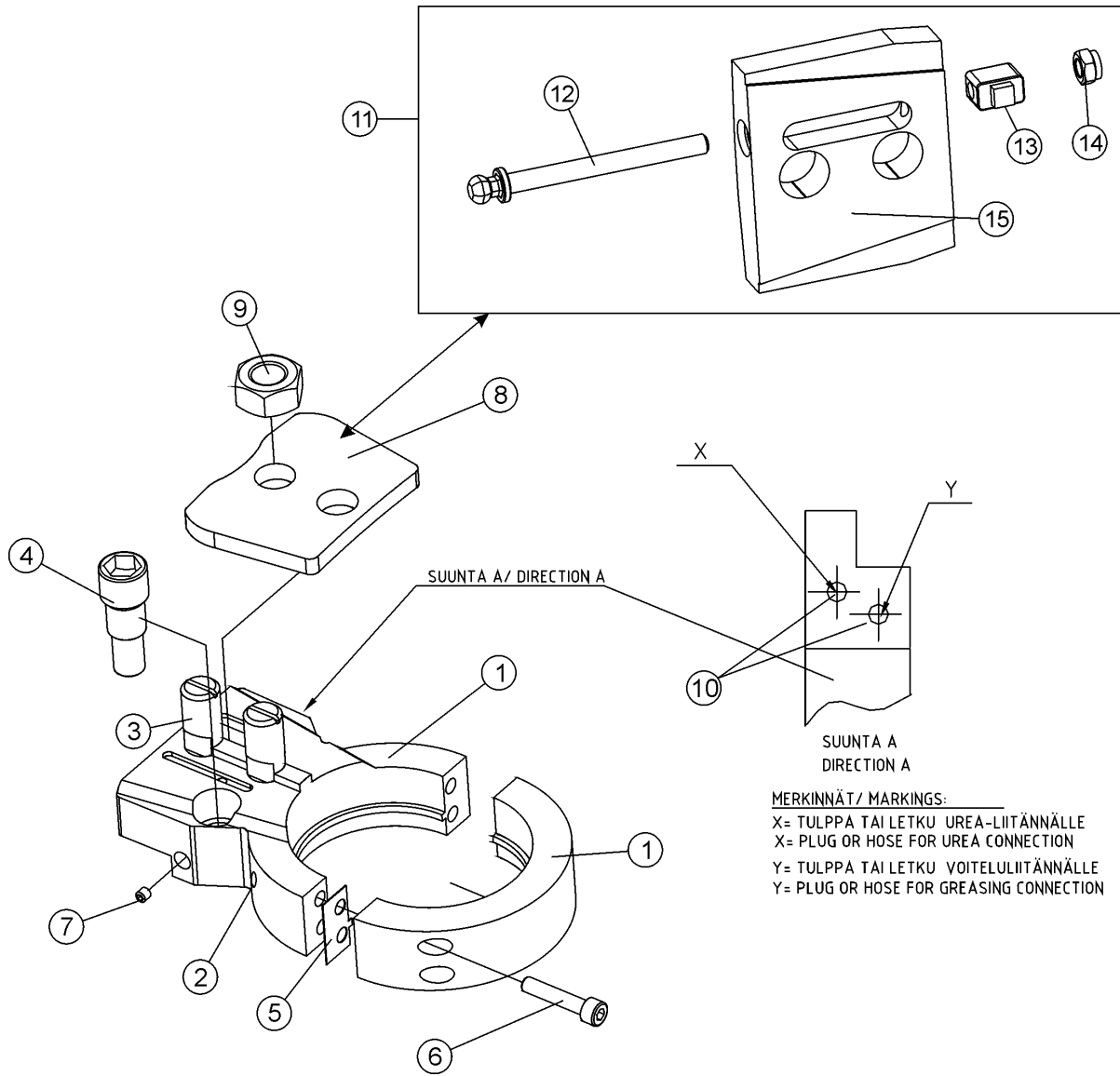
Sägegehäuse

Item Ref	Description Benennung		Order no Bestellungsnr.	pcs Men	Notes Anmerkung
31	Screw, hex	Sechskantschraube	9-0016-45	X	M16x45 VOAC F11-19
32	Nut	Mutter	9-1016	1	M16
33	Saw bar mount	Sägestabeinfassung	4-4113-10	1	F11-19
	Saw bar mount	Sägestabeinfassung	20-55070	1	F11-10, F11-14
34	Screw	Schraube	4-4150-1	X	short
35	Screw	Schraube	4-4150-2	1	
36	Mounting plate	Befestigungsplatte	4-3135	1	
	Mounting plate	Befestigungsplatte	4-3135-2	1	UREA
37	Nut	Mutter	9-1020	2	M20
38	Screw, hex	Sechskantschraube	9-0016-35	X	M16x35
	Washer	Scheibe	9-1216	X	M16
39	Lock nut	Schlossmutter	9-1112-K	1	M12 nyloc (high)
	Allen screw	Inbusschraube	9-0212-35	X	M12x35
	Lock washer	Sicherungsscheibe	9-1312	X	M12 Nordlock
	Motor hose connectors Verschraubungen / motor F11-19				
	Double nipple	Doppelnippel	8-9500-17	2	R3/4"-3/4"
	Seal, USIT	Dichtung, USIT	9-1927-35	2	3/4"
	Double nipple	Doppelnippel	8-9710-17	2	3/4"-1 1/16"UNF
	Double nipple	Doppelnippel	8-9500-12	1	3/8"-3/8" 26-04000-06
	Seal, USIT	Dichtung, USIT	9-1917-24	1	3/8
	Double nipple	Doppelnippel	8-9710-12	1	R3/8"-3/4"UNF

X = Order as required Ordnung, wie angefordert
 NS = Not saw side Not saw side
 SS = Saw side Saw side

Saw bar mount

Sägestabeinfassung



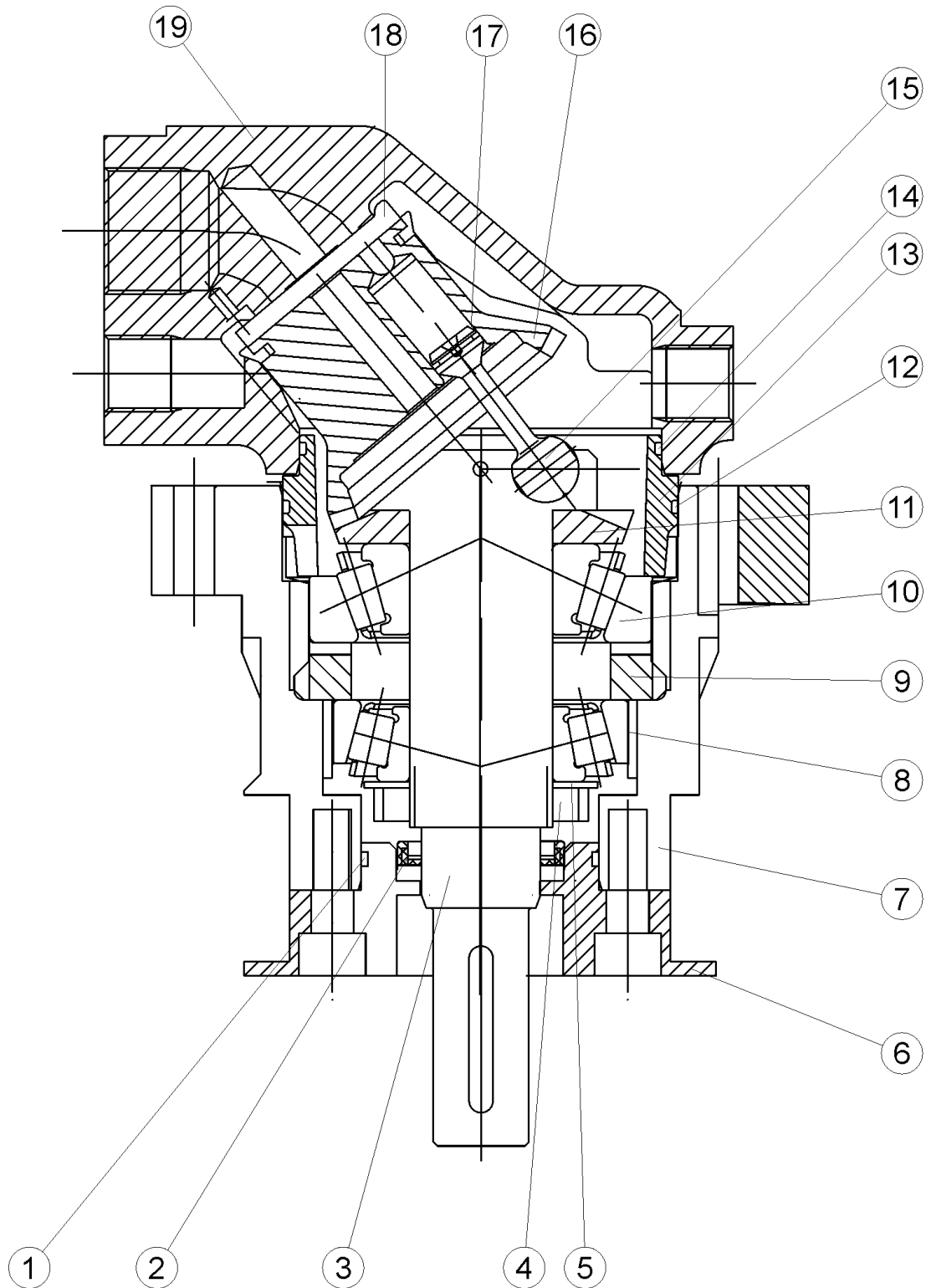
Saw bar mount

Sägestabeinfassung

Item Ref	Description Benennung		Order no Bestellungsnr.	pcs Men	Notes Anmerkung
1	Saw bar mount	Sägestabeinfassung	20-55070	1	F11-14
2	Grease nipple	Schmiernippel	9-2800	1	R1/8"
3	Screw	Schraube	4-4150-1	2	short
4	Cylinder pin	Zylinderstift	20-55075	1	Cylinder,sawZylinder,Säge
	Sensor holder	Geberhalter	10-55035	1	F11-10
5	Shim	Regelplatte	-	2	
6	Allen screw	Inbusschraube	9-0210-5	4	M10x50
7	Retaining screw	Sicherungsschraube	9-0406-10	1	M6x10
8	Mounting plate	Befestigungsplatte	4-3135	1	
9	Nut	Mutter	9-1020	1	M20
10	Hose	Schlauch	8-9307-61	1	0,5m with cover spiral 1/8"BSPT - 1/4" BSP SK
11	Chain tensioner	Kettenspanner	20-95209	1	Auxiliary. Zusatz.
12	Adjusting screw	Einstellungsschraube	20-15204	1	
13	Tension adjustment piece Spannung Justage teil		20-15203	1	
14	Nut	Mutter	9-1008-1	1	M8 special
15	Lock plate	Verriegelungsplatte	20-15205	1	
	Plug	Stopfen	8-9620-11	1	R1/8"
	Hose	Schlauch	-	1	Saw lubrication Sägeschmierung
	Reducing nipple	Reduzierstück	8-9702-13	1	SK 1/4"-UK 9/16" JIC
	Check valve	Richtungsventil	8-3005-1	1	R1/4"
	Seal, USIT	Dichtung, USIT	9-1914-20	1	1/4"
	Hose	Schlauch	-	1	Saw lubrication Sägeschmierung -> Valve block Ventilblock

Saw motor F11-10/K

Sägemotor F11-10/K



40-50000.dwg

Saw motor F11-10/K

Sägemotor F11-10/K

Item Ref	Description Benennung		Order no Bestellungsnr.	pcs Men	Notes Anmerkung
	Hydr.motor	Hydr. Motor	8-9020-6	1	Volvo F11-10/K
	Seal kit	Dichtssatz	8-9020-5	1	Includes parts ref 1,2,12,14 Enthaltet Stück Nr. 1,2,12,14
1	O-ring	O-ring	9-2045-2	1	OR 45x2
2	Oil seal	Öldichtung	9-2305-1	1	ATD 25/35-5
3	Output shaft Zapfwelle		8-9020-9	1	
4	Axle nut	Achsmutter	8-9020	1	
5	Lock washer	Sicherungsscheibe	8-9020	1	
6	End plate	Endplatte	4-4148-1	1	F11-10
7	Bearing housing	Lagerghäuse	4-4115-1	1	F11-10
8	Bearing	Lager	8-9020	1	
9	Spacer ring	Zwischenring	8-9020	1	
10	Bearing	Lager	8-9020	1	
11	Timing gear Steuerrad		8-9020	1	
12	O-ring	O-ring	9-2078	1	OR 78x2
13	Guide sleeve	Führungshülse	8-9020	1	Includes O-rings Enthaltet O-ringe
14	O-ring	O-ring	9-2069-2	1	OR 69x2
15	Piston	Kolbe	8-9020-8	5	Includes parts ref 17 Enthaltet Stück Nr. 17
16	Cylinder barrel	Laufbuchse	8-9020	1	
17	Piston ring	Kolbenring	8-9020	15	
18	Valve plate	Ventilplatte	8-9020-7	1	3701895
	Valve plate	Ventilplatte	8-9020-70	X	3795088 bimetal heavy duty
19	Housing	Gehäuse	8-9020	1	

X = Order as required

Ordnung, wie angefordert

NS = Not saw side

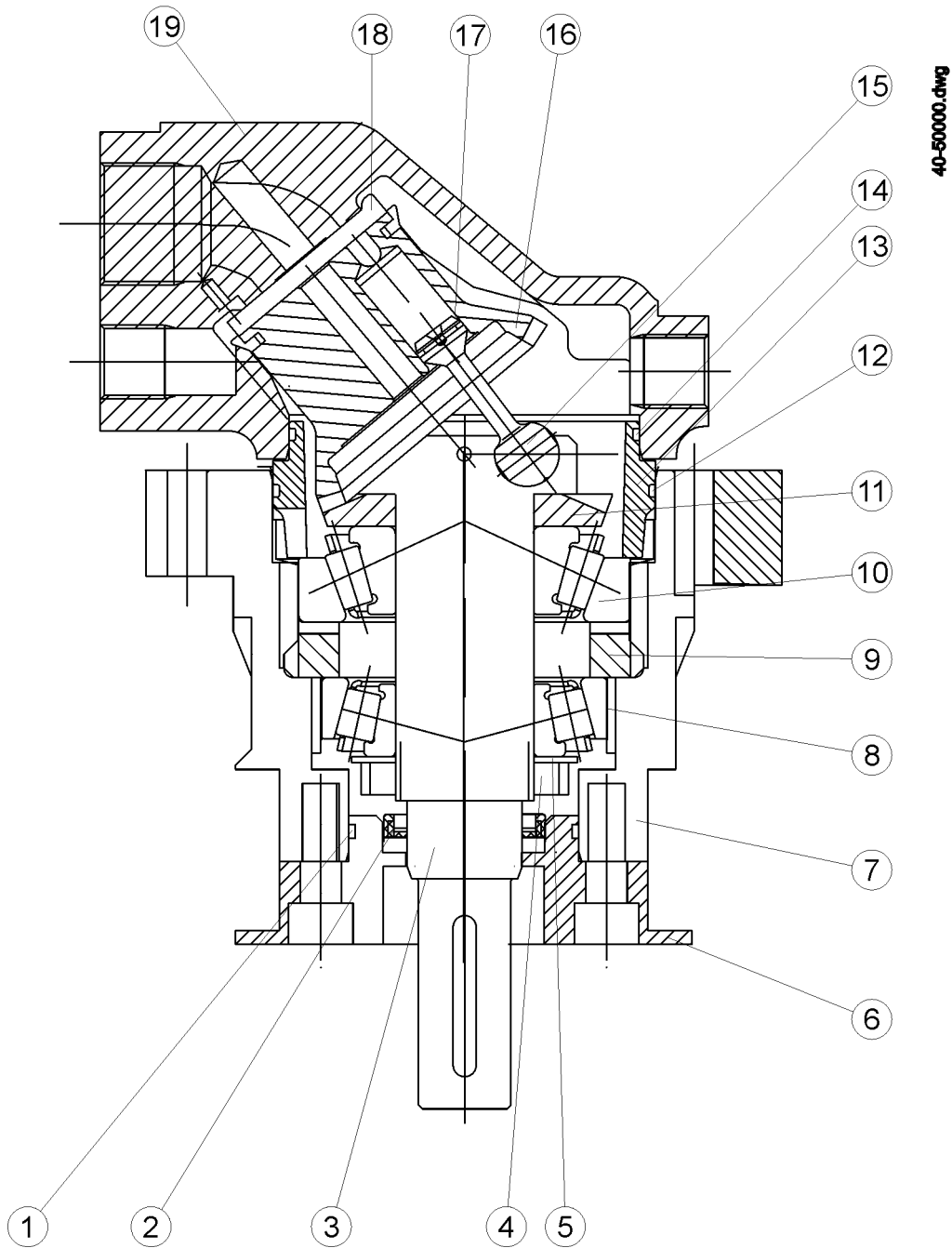
Not saw side

SS = Saw side

Saw side

Saw motor F11-14/K

Sägemotor F11-14/K



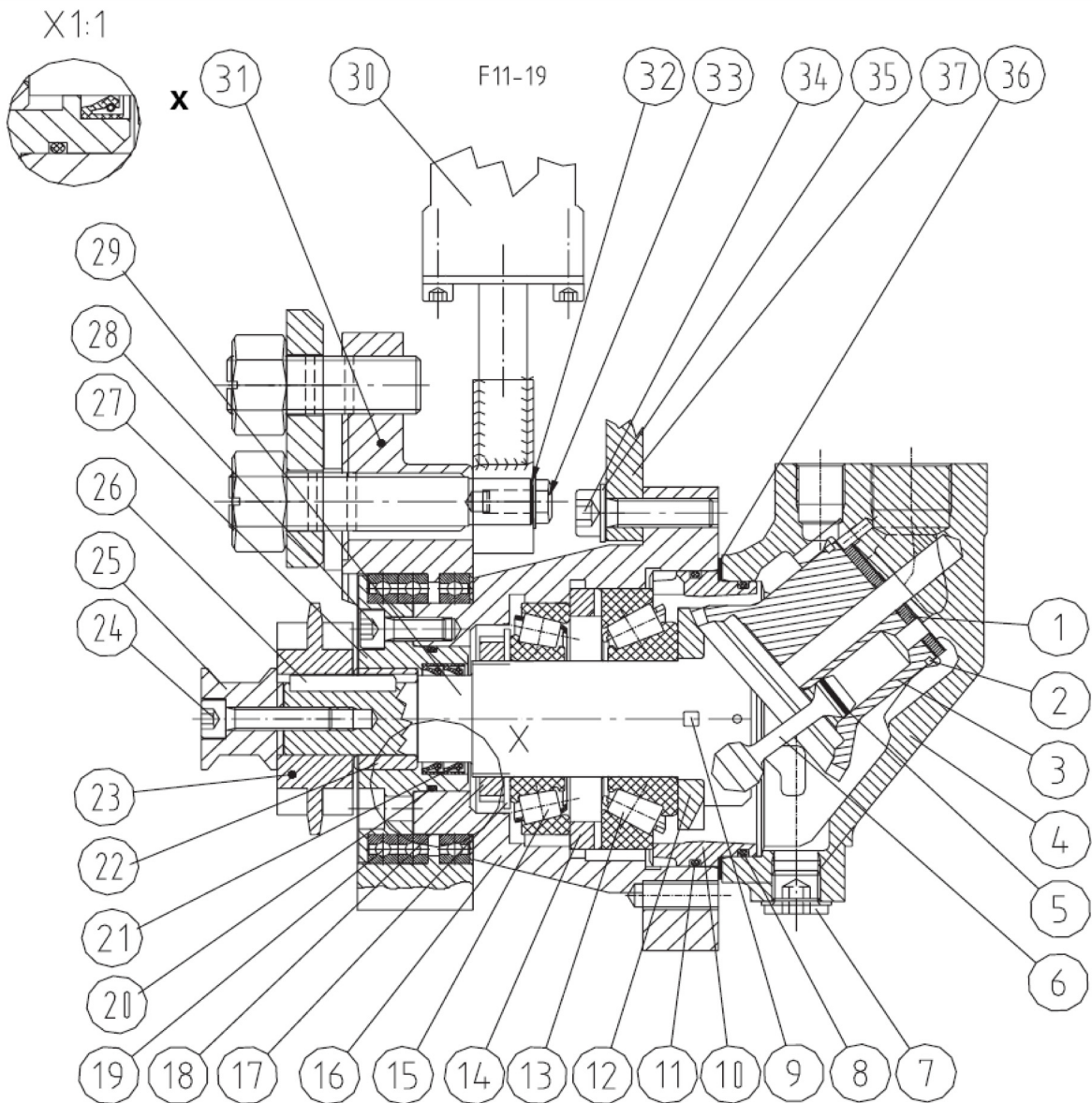
Saw motor F11-14/K

Sägemotor F11-14/K

Item Ref	Description Benennung	Order no Bestellungsnr.	pcs Men	Notes Anmerkung	
	Hydr. motor Seal kit	Hydr. Motor Dichtssatz	8-9023-1 8-9023-21	1 1	Volvo F11-14/K Includes parts ref 1,2,12,14 Enthaltet Stück Nr. 1,2,12,14
1	O-ring	O-ring	9-2047-2	1	OR 45x2
2	Shaft seal	Öldichtung	8-9023-31	1	ATD 27/39-6
3	Output shaft Zapfwelle		8-9020-9	1	F11-14
4	Axle nut	Achsmutter	906634	1	
5	Lock washer	Sicherungsscheibe	3700954	1	
6	End plate	Endplatte	20-50201	1	F11-14
7	Motor body	Motorkörper	4-4115-1	1	
8	Bearing	Lager	118201	1	
9	Spacer ring	Zwischenring	3795832	1	
10	Bearing	Lager	3798537	1	
11	Timing gear Steuerrad		118201	1	
12	O-ring	O-ring	9-2078	1	OR 78x2
13	Guide sleeve	Führungshülse	8-9020	1	Includes O-rings Enthaltet O-ringe
14	O-ring	O-ring	9-2069-2	1	OR 69x2
15	Piston	Kolbe	3782828	5	Includes parts ref 17 Enthaltet Stück Nr. 17
16	Cylinder barrel	Laufbuchse	3782829	1	
17	Piston ring	Kolbenring	8-9020	15	
18	Valve plate	Ventilplatte	8-9023-5	1	
19	Housing	Gehäuse	9783214	1	
	Drive gear	Ritzel	8-9112	1	z=11

Saw motor F11-19

Sägemotor F11-19



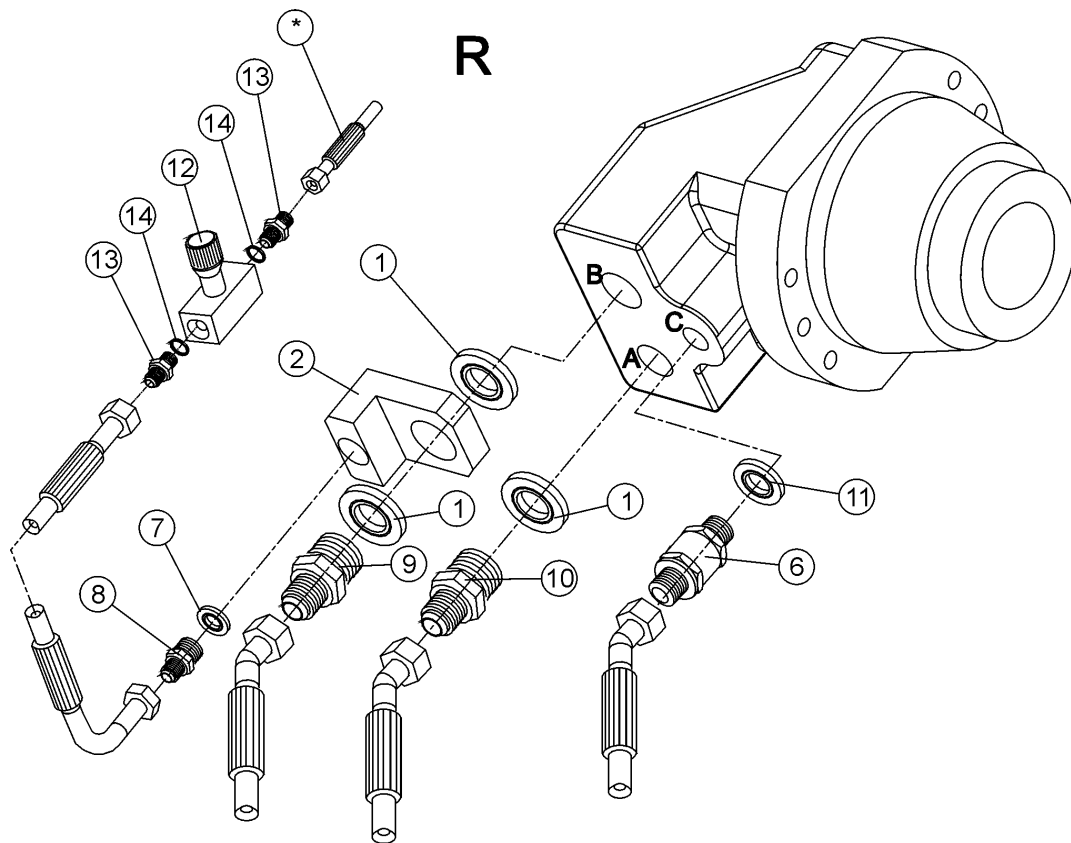
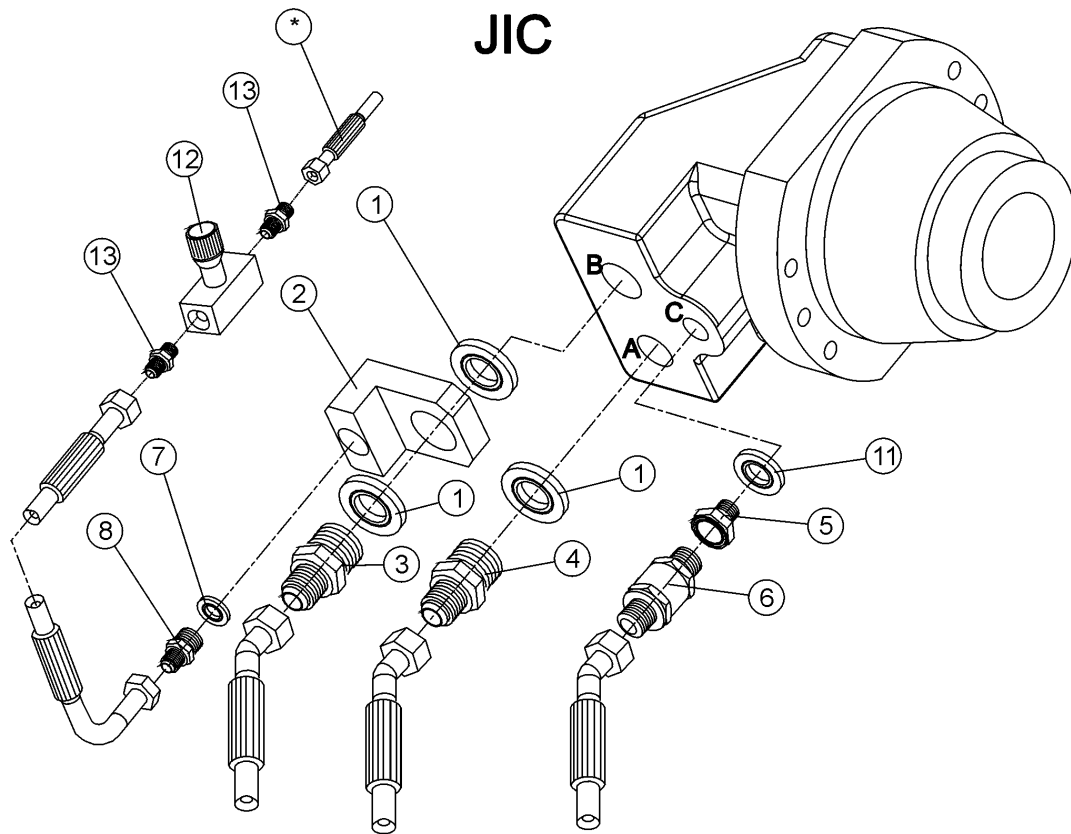
Saw motor F11-19

Sägemotor F11-19

Item Ref	Description Benennung		Order no Bestellungsnr.	pcs Men	Notes Anmerkung
	Hydr.motor	Hydr. Motor	8-9021-0	1	Volvo F11-19/R
	Hydr.motor	Hydr. Motor	8-9021-6	1	Volvo F11-19/K
	Seal kit	Dichtssatz	8-9021-5	1	Includes parts ref 8,11,20,21 Enthaltet Stück Nr. 8,11,20,21
1	Valve plate	Ventilplatte	8-9021-7	1	(72846)
2	Cylinder drum retainer	Laufbuchsehalter	8-9021-11	1	(72686)
3	Cylinder barrel	Laufbuchse	8-9021-10	1	(3702959)
4	Cylinder block	Zylinderblock	8-9021-09	1	(3706487)
	Repair kit	Reparatursatz	8-9021-K	1	Includes parts ref 1, 2, 3, 6 and seal kit Enthaltet Stück Nr. 1, 2, 3, 6 und dichtsatz
5	Piston ring	Kolbenring	8-9021-12	5	(3705969)
6	Piston	Kolbe	8-9021-8	5	Compl.with piston rings(3708658)
7	Plug	Stopfen	8-9620-09	1	R 3/8" (944506)
8	O-ring	O-ring	9-2089	1	OR 89.5x3
9	Key	Keil	8-9021-3	1	(3792207) for timing gear 7*8*35
10	Guide sleeve	Führungshülse	8-9021	1	(3797260) includes o-rings
11	O-ring	O-ring	9-2094	1	OR 94.5x3
12	Timing gear	Steuerrad	8-9021-79	1	(3795833)
13	Bearing	Lager	8-9021-81	1	(3797156)
14	Spacer ring	Zwischenring	8-9021-82	3	(73384)
15	Bearing	Lager	8-9021-83	1	(118202)
16	Bearing housing	Lagerghäuse	4-4115	1	
17	Lock washer	Sicherungsscheibe	8-9021-84	1	(907026)
18	Shaft nut	Achsmutter	8-9021-85	1	(906636)
19	Bearing	Lager	8-3101-1	2/3	61816-2RS
	Bearing	Lager	8-3101-2	1/3	61816-Y
20	O-ring	O-ring	9-2045-2	1	OR 45x2
21	Shaft seal	Öldichtung	9-2305-3	2	ø30/40-6
22	Bush	Hülse	4-4145-3	1	F11-19/K
23	Drive sprocket	Kettenrad	8-9112-1	1	Z=11
24	Allen screw	Inbusschraube	9-0208-35	1	M8x35
25	Bush	Hülse	4-4147-2	1	F11-19/K
26	Key	Keil	8-9021-3	1	Volvo F11-19 8x7-35
27	End plate	Endplatte	4-4148-3	1	double shaft seal
28	Allen screw	Inbusschraube	9-0208-2	8	M8x20
29	Drive shaft	Antriebsachse	8-9021-9	1	(3796087)
30	Cylinder,saw	Zylinder,Säge	25-65002	1	
31	Frame	Rahmen	4-4113-10	1	F11-19
	Saw bar mount	Sägestabeinfassung			Urea Model
32	Washer	Scheibe	9-3008-25	1	M8/25
33	Screw, hex	Sechskantschraube	9-0008-16	1	M8x16
34	Allen screw	Inbusschraube	9-0210-3	X	M10x30
35	Lock washer	Sicherungsscheibe	9-1310	X	Nordlock M10
36	Shim	Regelplatte	8-9021-71	1	3797421
37	Saw casing	Sägegehäuse	25-55033	1	

Motor hose connectors

Verschraubungen / motor



Motor hose connectors

Verschraubungen / motor

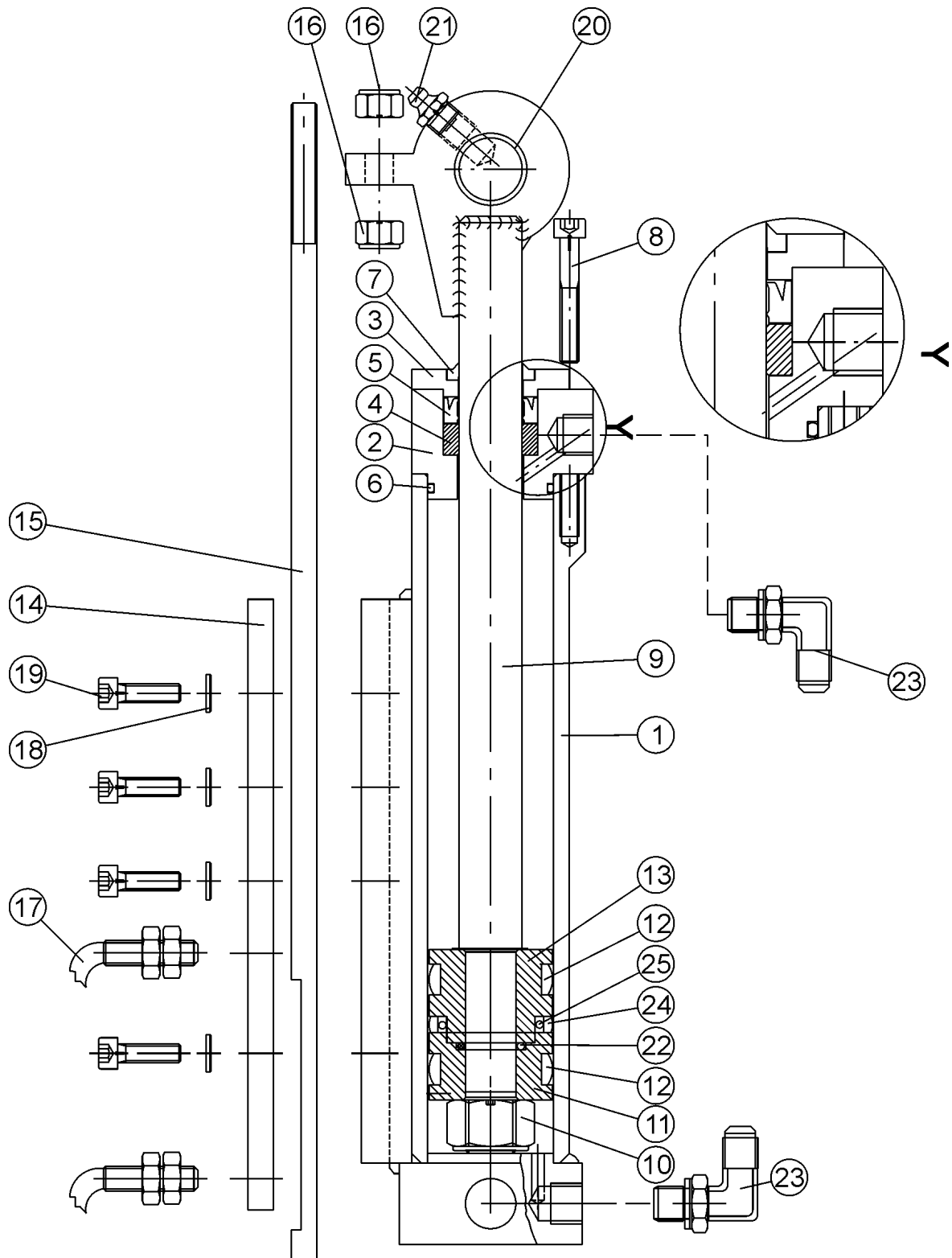
Item Ref	Description Benennung		Order no Bestellungsnr.	pcs Men	Notes Anmerkung
	For F11-14				
1	Seal, USIT	Dichtung, USIT	9-1927-35	X	3/4"
2	Adapter	Adapter	20-75216	1	KETO
3	Double nipple	Doppelnippel	4-5142-13	1	R3/4"-UNF 1 1/16"
4	Double nipple	Doppelnippel	8-9710-17	1	R3/4"-1 1/16"UNF
5	Reducing nipple	Reduzierstück	8-9515-21	1	3/8-BSP-3/4 JIC
6	Check valve	Richtungsventil	8-3005-05	1	R3/8"
7	Seal, USIT	Dichtung, USIT	9-1918-25	1	9/16"
8	Double nipple	Doppelnippel	8-9710-10	1	R1/4"-9/16UNF
	Restrictor	Drosselblende	9-0430-3	1	1/4"x10 ø7mm
9	Double nipple	Doppelnippel	8-9500-21	1	KETO
10	Double nipple	Doppelnippel	8-9500-10	1	R1/4"-1/4" 26-0400-04
11	Seal, USIT	Dichtung, USIT	9-1917-24	1	3/8
12	Flow control valve	Durchflussregler	8-2025-14	1	1/4" 9F400S
13	Double nipple	Doppelnippel	8-9710-10	1	R1/4"-9/16UNF
	Double nipple	Doppelnippel	8-9500-10	1	R1/4"-1/4" 26-0400-04
14	Seal, USIT	Dichtung, USIT	9-1914-20	1	1/4"
*	Hose	Schlauch	-	1	Saw cylinder bottom Sägezylinderunterseite

X = Order as required

Ordnung, wie angefordert

Cylinder,saw

Zylinder,Säge



Cylinder,saw

Zylinder,Säge

Item Ref	Description Benennung		Order no Bestellungsnr.	pcs Men	Notes Anmerkung
	Cylinder,saw	Zylinder,Säge	4-4131-1	1	Compl. Vollst.
	Seal kit	Dichtssatz	9-2132-16	1	Parts marked with * are included to the seal kit
1	Cylinder barrel	Laufbuchse	3-4071-2	1	
2	Guide sleeve	Führungshülse	3-4071-11	1	
3	Sliding sleeve	Gleithülse	3-4071-3	1	
4	Support ring	Stützring	3-6071-4	1	ø 20/30-10
* 5	Stem seal tung	Kolbenstangendichtung	9-2316-1	1	ø16/25-5.6
* 6	O-ring	O-ring	9-2028	1	OR 28X2,6
* 7	Wiper	Wiper	9-2516	1	16/22-3/4
8	Allen screw	Inbusschraube	9-0206-45	4	M6x45
9	Rod and stem eye	Stange und öse	3-4071-51	1	
10	Lock nut	Schlossmutter	9-1112	1	M12 nyloc
11	Piston upper part	Kolben Oberteil	3-4071-6	1	
* 12	Sliding sleeve	Gleithülse	9-2406-3	2	2,5X6,0X90
13	Piston lower part	Kolben unterteil	3-4071-7	1	
14	Mounting plate	Befestigungsplatte	3-4114-12	1	
15	Slide	Schieber	3-4114-74	1	
16	Lock nut	Schlossmutter	9-1108	2	M8 nyloc
17	Sensor	Geber	8-1000	3	M8x1 ind
	Sensor	Geber	8-1000-1	2	8 x 1 BALLUF BES516-343-E4-C-PU-3
18	Washer	Scheibe	9-1206	3	M6
19	Allen screw	Inbusschraube	9-0206-2	3	M6x20
20	Bushing	Buchse	8-5016-2	2	WB800 ø16/18-20 BRM-10
21	Grease nipple	Schmiernippel	9-2800	1	R1/8"
22	O-ring	O-ring	9-2012-1	1	OR 12X2
23	Angle nipple	Winkelnippel	8-9715-10	8	R1/4"-9/16"
	Angle nipple	Winkelnippel	8-9512-10	8	R1/4" 90°
24	Piston seal	Kolbendichtung	9-2217-2	1	SHAMBAN 3,2x28,6/32
25	O-ring	O-ring	9-2024-5	1	OR 24,5x2.6
	Bolt	Bolzen	30-55205	1	Top of saw cylinder Oberteil, sägezylinder

X = Order as required

Ordnung, wie angefordert

NS = Not saw side

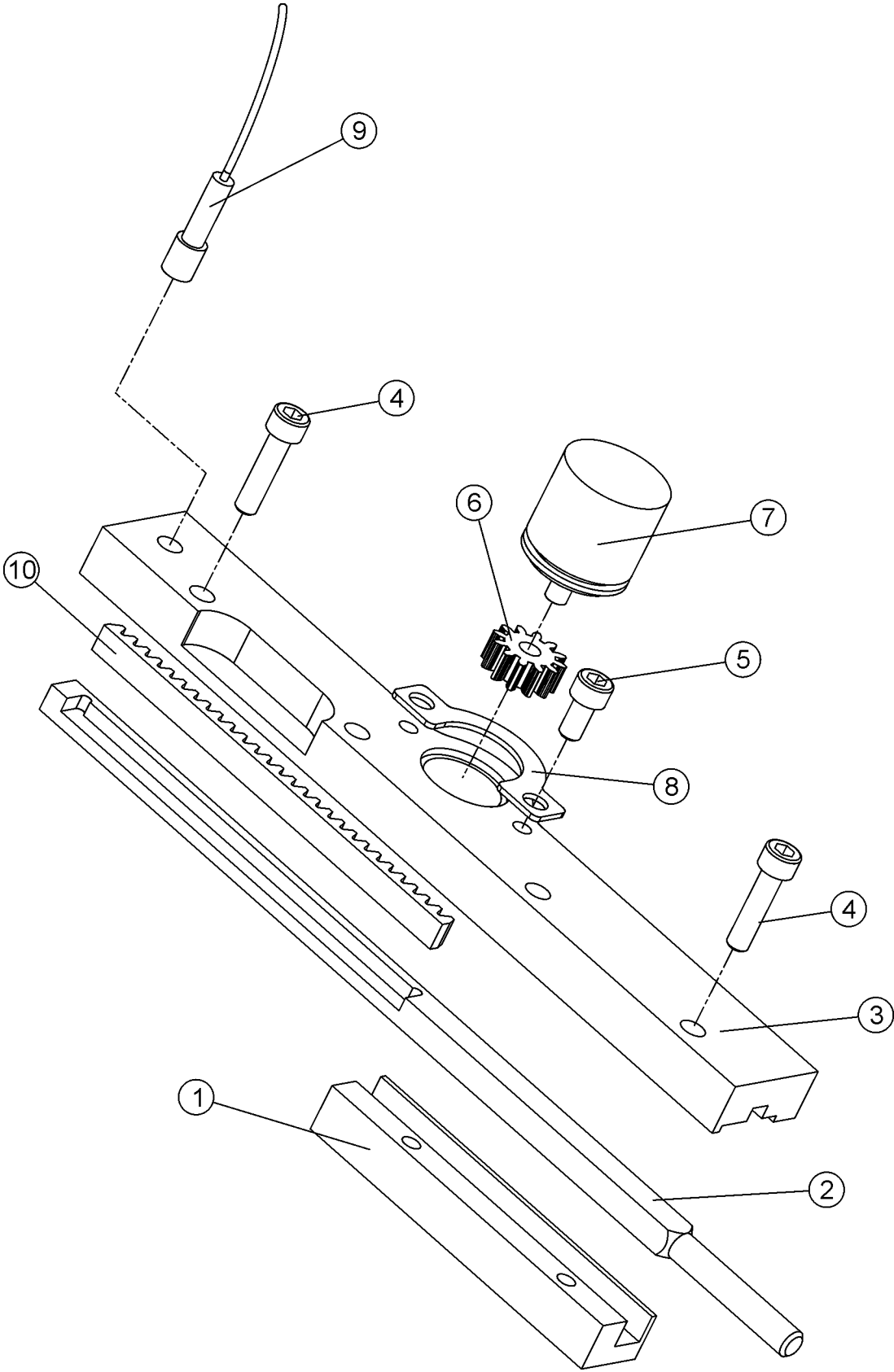
Not saw side

SS = Saw side

Saw side

Sensor, rotating

Geber, rotierend



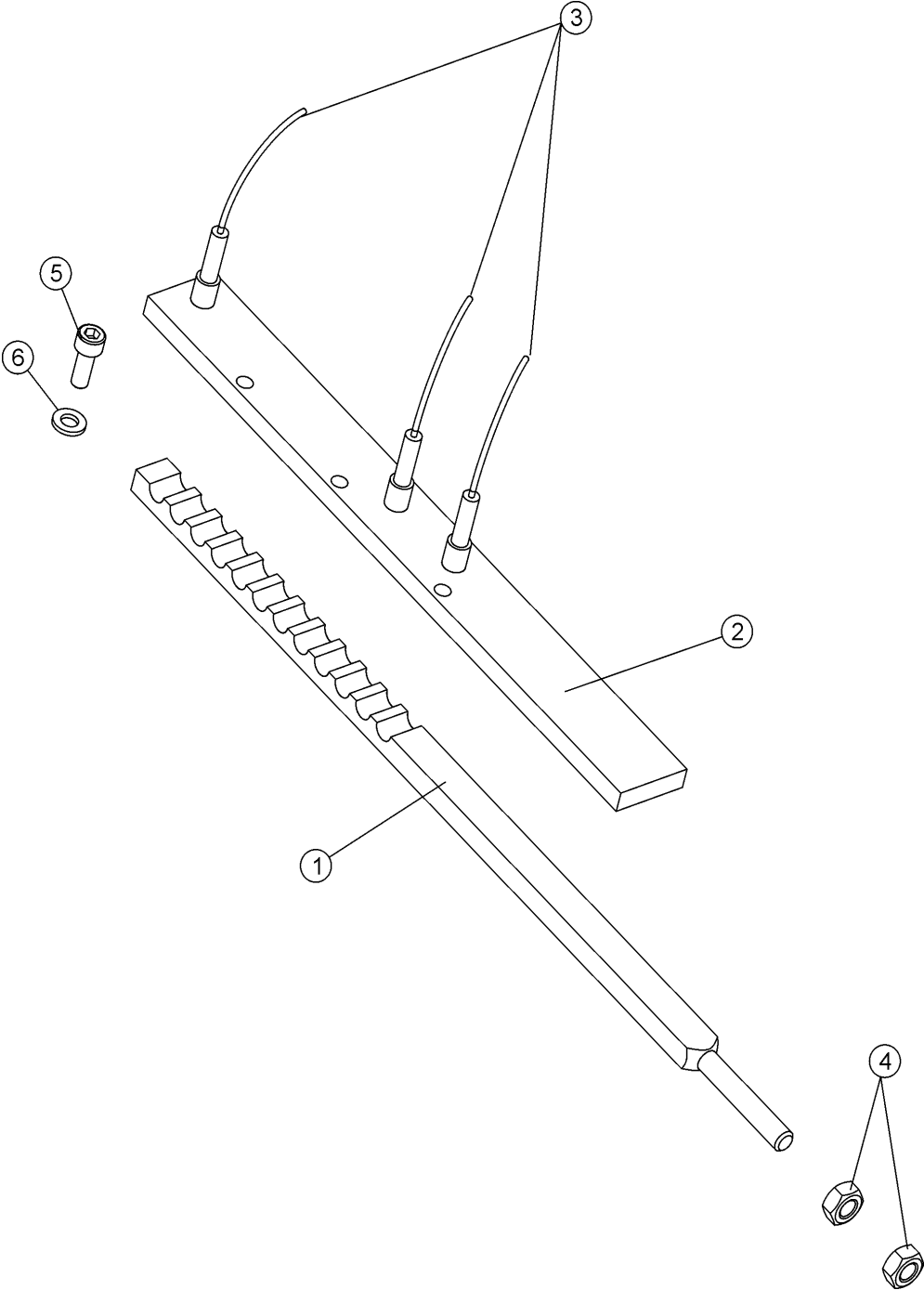
Sensor, rotating

Geber, rotierend

Item Ref	Description Benennung	Order no Bestellungsnr.	pcs Men	Notes Anmerkung
	Sensor, rotating Geber, rotierend	20-65005	1	Compl. Vollst. Cylinder,saw Zylinder,Säge
1	Guide piece Steuerstück	20-65002	1	
2	Slide Schieber	20-65001	1	
3	Mounting plate Befestigungsplatte	20-65004	1	
4	Allen screw Inbusschraube	9-0206-25	4	M6x25
5	Allen screw Inbusschraube	9-0206-12	2	M6x12
6	Gear Zahnrad	15-65016	1	Z=12
7	Sensor Geber	3-2150-85	1	Emeta 50puls
8	Mounting plate Befestigungsplatte	-	1	
9	Sensor Geber	8-1000	1	M8x1 ind
10	Gear rack Zahnstange	20-65007	1	

Inductive sensor

Induktiv geber



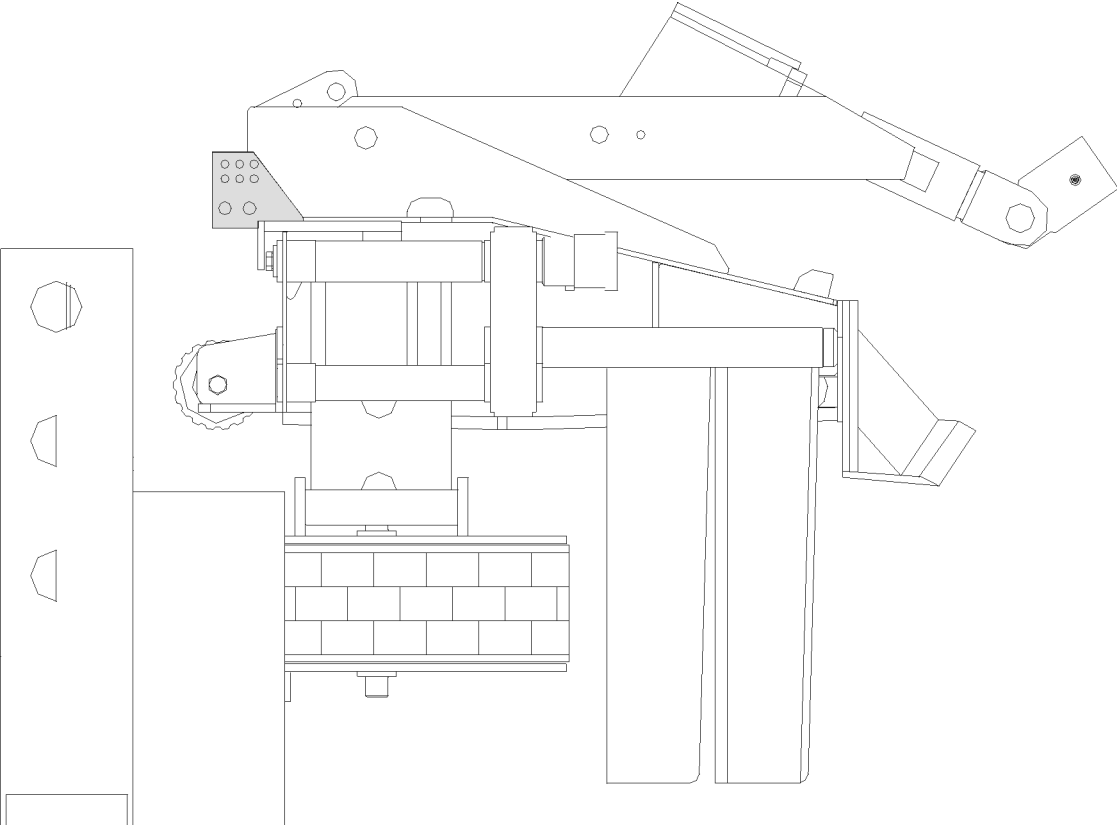
Inductive sensor

Induktiv geber

Item Ref	Description Benennung	Order no Bestellungsnr.	pcs Men	Notes Anmerkung
	Inductive sensor Induktiv geber	-	1	Compl. Vollst. Cylinder,saw Zylinder,Säge
1	Slide Schieber	3-4114-74	1	
2	Mounting plate Befestigungsplatte	3-4114-13	1	
3	Sensor Geber	8-1000	3	M8x1 ind
4	Lock nut Schlossmutter	9-1108	2	M8 nyloc
5	Allen screw Inbusschraube	9-0206-2	3	M6x20
6	Lock washer Sicherungsscheibe	9-1306	3	M6 Nordlock

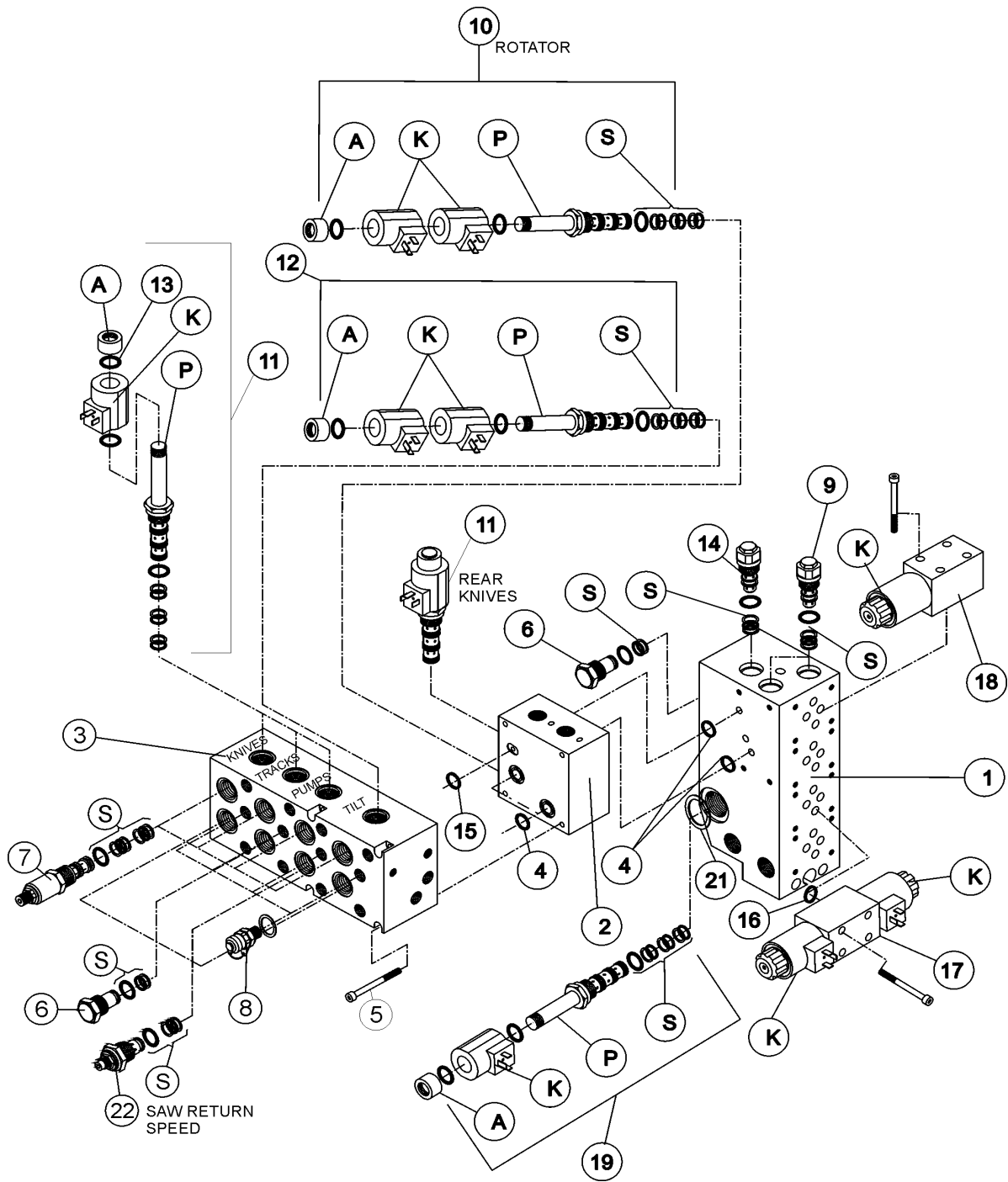
8. Valve blocks

Ventilgruppe



Valve blocks

Ventilgruppe



Valve blocks

Ventilgruppe

Item Ref	Description Benennung		Order no Bestellungsnr.	pcs Men	Notes Anmerkung
1	Valve block, large	Ventilblock, groß	1-5002	1	Keto 51, 100, 150
2	Adapter block	Adapterblock	3-4073-3	1	Keto 51, 100, 150
3	Valve block, small	Ventilblock, klein	1-4003-1	1	
4	O-ring	O-ring	9-2012-2	4	OR 12*2,5
5	Allen screw	Inbusschraube	9-0207	4	M6*100
6	Check valve	Richtungsventil	8-2010	5	CV 3-10
S	Seal kit	Dichtssatz	8-2010-5	5	CV 3-10
7	Pressure reducing valve	Druckbegrenzungsventil	8-2017	4	Command control
S	Seal kit	Dichtssatz	8-2017-5	4	PFR 2-10-S-0-35
8	Meas. coupler	Meßanschluß	8-3000	4	R 1/4"
	Seal kit	Dichtssatz	8-3000-5	4	Mpl R 1/4"
9	Pressure control valve	Druckbegrenzungsventil	8-2007	2	TBS 125/240
S	Seal kit	Dichtssatz	8-2007-5	2	TBS 125
10	Solenoid valve	Magnetventil	8-2000-1	1	Comatrol 4306 Rotator
P	Valve spool	Steuerschieber	8-2000-11	1	Comatrol 4306
11	Solenoid valve	Magnetventil	8-2000	5(4)	Comatrol 4205
P	Valve spool	Steuerschieber	8-2000-01	5(4)	Comatrol 4205
12	Solenoid valve	Magnetventil	8-2000-2	0(1)	Comatrol 4309 Delimbing knife, rear Entastungsmesser, hinter
P	Valve spool	Steuerschieber	8-2000-6	0(1)	Comatrol 4309
S	Seal kit	Dichtssatz	8-2000-5	0(1)	Comatrol
K	Coil	Spule	8-1010	7(8)	12V Comatrol
K	Coil	Spule	8-1011	7(8)	24V Comatrol
A	Special nut	Spezialmutter	8-1010-4	6	Comatrol
13	O-ring	O-ring	9-2016-1	14 (16)	OR 16,0*1,9
14	Pressure control valve	Druckbegrenzungsventil	8-2003-1	1	TBA 100/250
S	Seal kit	Dichtssatz	8-2007-5	1	TBA 100
15	O-ring	O-ring	9-2019-3	1	OR 19*2,5

X = Order as required Ordnung, wie angefordert

When ordering nipples according to the "R"-standard, the Usit-ring has to be ordered separately. In the "JIC"-standard the Usit-ring is included with the nipple.

Inform manufacturing number when ordering

Informieren Sie Produktion Zahl mit, wenn Sie Ersatzteile bestellen

Valve blocks

Ventilgruppe

Item Ref	Description Benennung		Order no Bestellungsnr.	pcs Men	Notes Anmerkung
16	O-ring	O-ring	8-2020-5	4	Vickers,Denison, Rexroth,Mecman
17	Directional valve	Wegeventile	8-2021-25		Hägglund/Denison 4D01-35-103-0501
18	Directional valve	Wegeventile	8-2020-25		Hägglund/Denison 4D01-35-103-0501
19	Solenoid valve	Magnetventil	8-2019	1	Sterling
K	Coil	Spule	8-2019-10	1	Sterling 24V
	Coil	Spule	8-2019-11	1	Sterling 12V
	Valve spool	Steuerschieber	8-2019-15	1	Sterling
A	Special nut	Spezialmutter	8-2019-20	1	Sterling
	Seal kit	Dichtssatz	8-2019-5		Sterling
20	Seal, USIT	Dichtung, USIT	9-1914-20	4	Ø14/20
21	Seal, USIT	Dichtung, USIT	9-1934-42	1	Ø34/42
22	Restrictor valve	Drosselventil	8-2008	1	FCV7-10-S-0-NVF Cylinder,saw Zylinder,Säge
S	Seal kit	Dichtssatz	8-2008-5	X	

X = Order as required Ordnung, wie angefordert

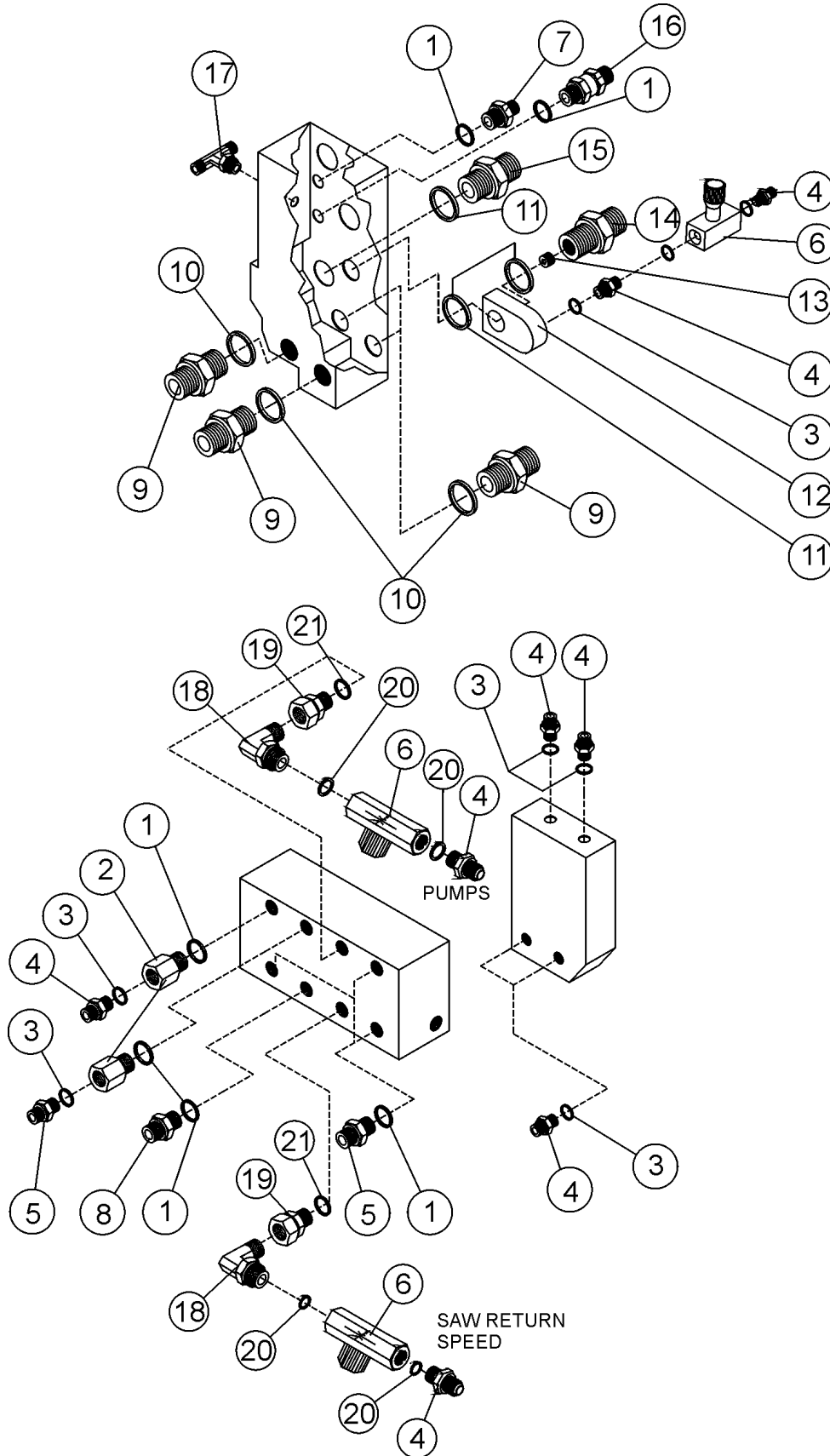
When ordering nipples according to the "R"-standard, the Usit-ring has to be ordered separately. In the "JIC"-standard the Usit-ring is included with the nipple.

Inform manufacturing number when ordering

Informieren Sie Produktion Zahl mit, wenn Sie Ersatzteile bestellen

Block fittings

Einbausatz



Block fittings

Einbausatz

Item Ref	Description Benennung		Order no Bestellungsnr.	pcs Men	Notes Anmerkung
1	Seal, USIT	Dichtung, USIT	9-1917-24	10	Ø17/24
2	Double nipple	Doppelnippel	8-9502-01	3	R 3/8"- 1/4"
3	Seal, USIT	Dichtung, USIT	9-1917-20	6	Ø14/20
4	Double nipple	Doppelnippel	8-9500-10	X	R 1/4"- 1/4"
5	Double nipple	Doppelnippel	8-9501-15	4	R 3/8"- 1/4"
6	Flow control valve	Durchflussregler	8-2025-14	3	R 1/4"
7	Double nipple	Doppelnippel	8-9501-15	1	R 3/8"- 1/4"
	Check valve	Richtungsventil	8-3005-05	1	R 3/8"- 3/8" F11-19
8	Double nipple	Doppelnippel	8-9500-12	1	R 3/8"- 3/8"
9	Double nipple	Doppelnippel	8-9500-17	4	OMT- Drive motor(big)
	Double nipple	Doppelnippel	8-9501-4		OMSS- (small)
10	Seal, USIT	Dichtung, USIT	9-1927-35	4	Ø17/24
11	Seal, USIT	Dichtung, USIT	9-1921-29	3	Ø21/29
12	Adapter	Adapter	4-5140	1	
13	Restrictor	Drosselblende	9-0430-1	6	R 1/4"x10 Ø5 (FL 11-19 Ø7)
14	Double nipple	Doppelnippel	8-9500-16	1	R 1/2"- 1/2" FL 11-10
	Double nipple	Doppelnippel	4-5142-11	1	R 1/2"- 5/8" FL 11-19
15	Double nipple	Doppelnippel	8-9500-15	1	R 1/2"- 1/2" FL 11-10
	Double nipple	Doppelnippel	8-9710-13	1	R 1/2"- 5/8" FL 11-19
16	Check valve	Richtungsventil	8-3005-05	1	R 3/8"- 3/8"
	Angle nipple	Winkelnippel	9-9530-20	1	R 3/8" (OMT)
17	Union tee	T-verschraubung	8-9730-20	1	Saw motor FL 11-19
	Union tee	T-verschraubung	8-9730-20	1	Saw motor FL 11-19
	Angle nipple	Winkelnippel	8-9513-1	1	Saw motor FL 11-19
18	Angle nipple	Winkelnippel	8-9512-10	2	R1/4" 90°
19	Reducing nipple	Reduzierstück	8-9503-1	2	3/8"-1/4"
20	Seal, USIT	Dichtung, USIT	9-1914-20	X	1/4"
21	Seal, USIT	Dichtung, USIT	9-1917-24	X	R3/8" ø17/24

X = Order as required Ordnung, wie angefordert

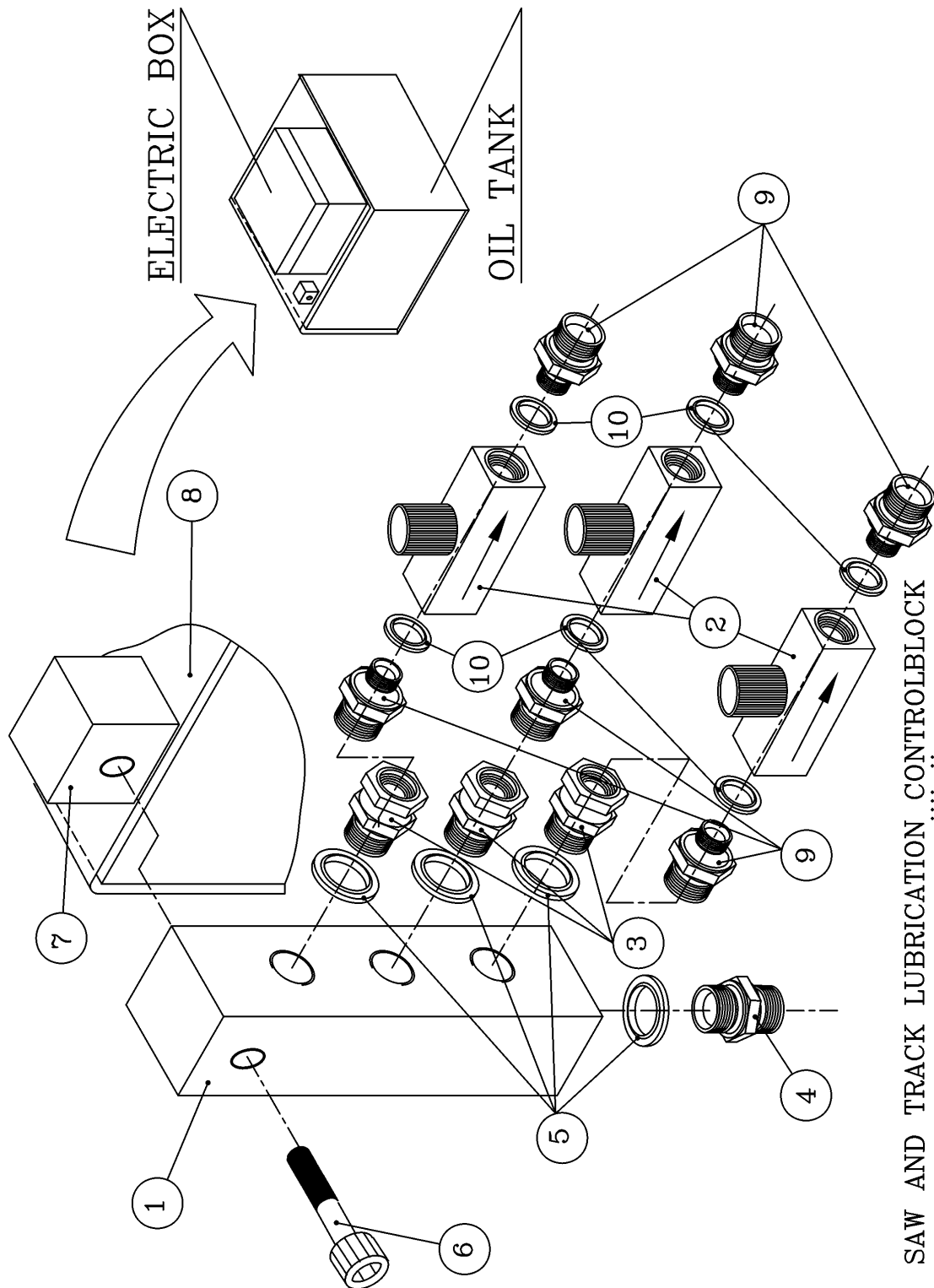
When ordering nipples according to the "R"-standard, the Usit-ring has to be ordered separately. In the "JIC"-standard the Usit-ring is included with the nipple.

Inform manufacturing number when ordering

Informieren Sie Produktion Zahl mit, wenn Sie Ersatzteile bestellen

Valve block, adjustment

Ventilblock, einstellung



SAW AND TRACK LUBRICATION CONTROLBLOCK
 SAHAN JA TELAN VOITELUN SÄÄTÖLOHKO
 4-4160

Valve block, adjustment

Ventilblock, einstellung

Item Ref	Description Benennung	Order no Bestellungsnr.	pcs Men	Notes Anmerkung
	Valve block, adjustment Ventilblock, einstellung	4-4160	1	Complete Vollständig
1	Adapter block Adapterblock	4-4160-1	1	25*25*90
2	Flow control valve Durchflussregler	8-2025-1	X	1/8". FT 1237/5-1-18
	Flow control valve Durchflussregler	8-2025-2	X	1/8". FT 1237/2-1-18
3	Union Verschraubung	8-9503-10	1	R1/4"-1/4"
	Union Verschraubung	8-9705-10	1	R1/4"-9/16"UNF
4	Double nipple Doppelnippel	8-9500-10	1	R1/4"-1/4"
	Double nipple Doppelnippel	8-9710-10	1	R1/4"-9/16"UNF
5	Seal, USIT Dichtung, USIT	9-1914-20	X	1/4"
6	Allen screw Inbusschraube	9-0210-4	1	M10x40
7	Bracket Gestell	4-4160-2	1	
8	Oil tank Öltank	3-4110-5	1	
9	Reducer Reduzierschraubung	8-9501-12	X	UK R1/4"-1/8"
	Reducer Reduzierschraubung	8-9702-10	X	UK. R1/8-9/16UNF
	Nipple Nippel	8-9518-4	X	R1/8-4 mm suora
10	Seal, USIT Dichtung, USIT	9-1910-16	X	R1/8" ø10-16

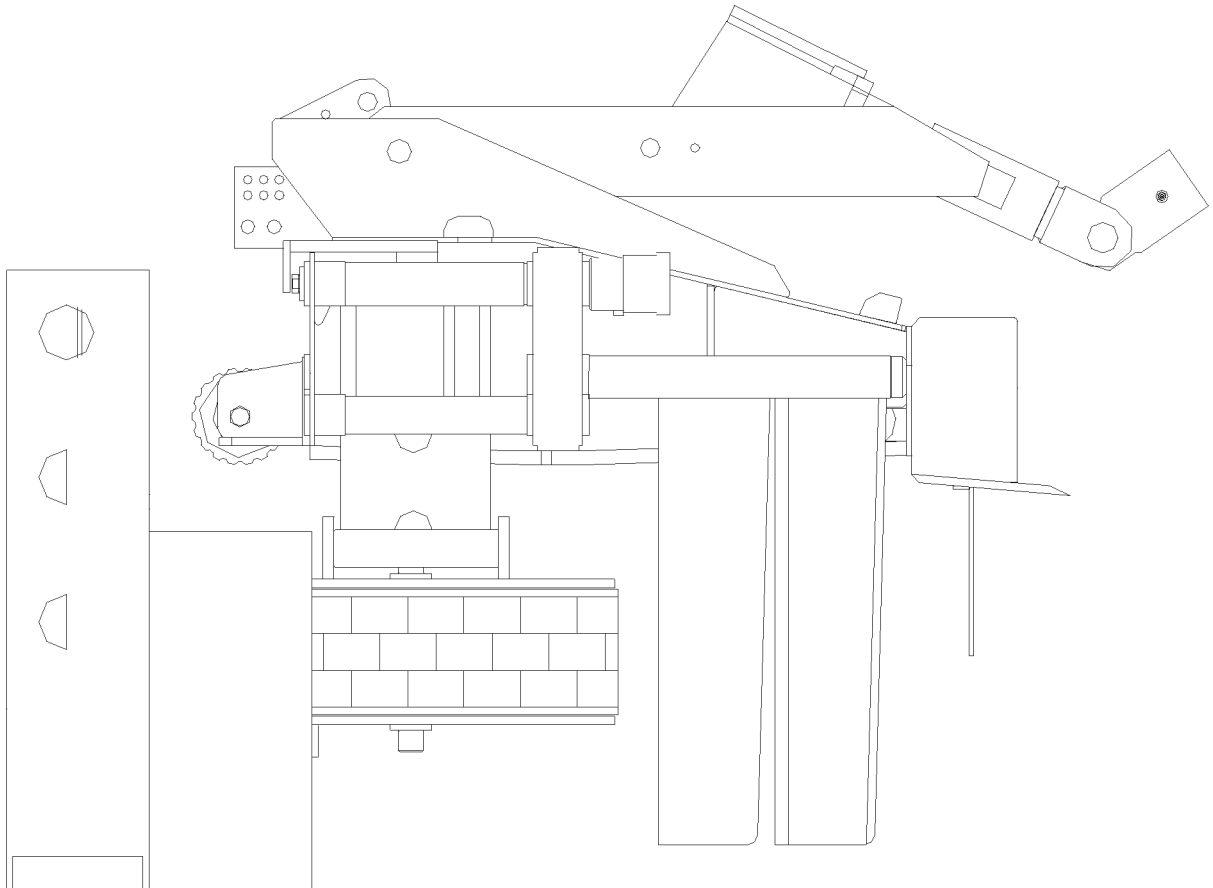
X = Order as required Ordnung, wie angefordert

When ordering nipples according to the "R"-standard, the Usit-ring has to be ordered separately. In the "JIC"-standard the Usit-ring is included with the nipple.

Placement and quantities of parts may vary due to equipment of the machine
Plazierung und Quantitäten Teile können wegen der Ausrüstung der Maschine verändern

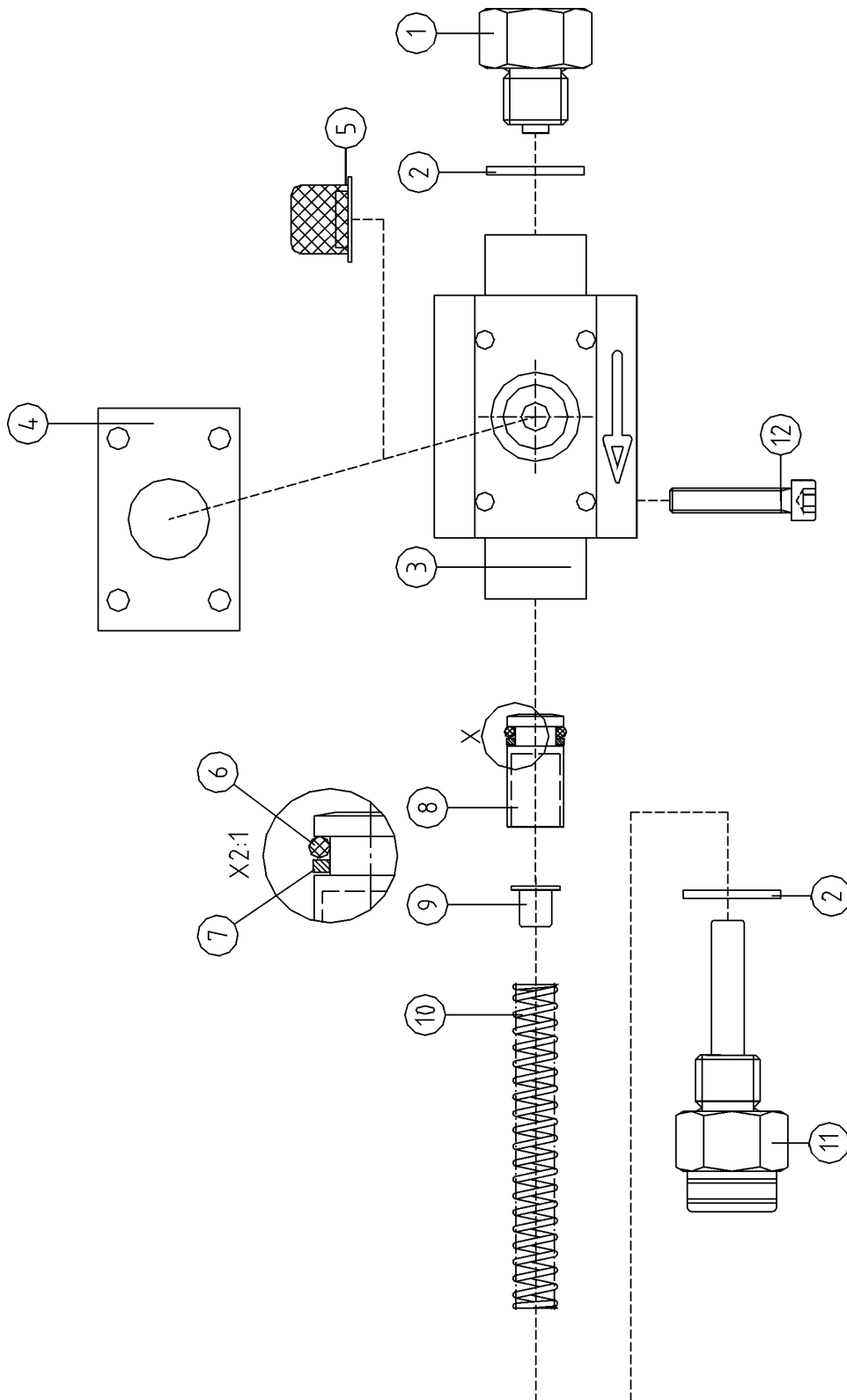
Inform manufacturing number when ordering
Informieren Sie Produktion Zahl mit, wenn Sie Ersatzteile bestellen

9. Miscellaneous parts Verschiedene Teile



Lubrication pump

Schmierung Pumpe



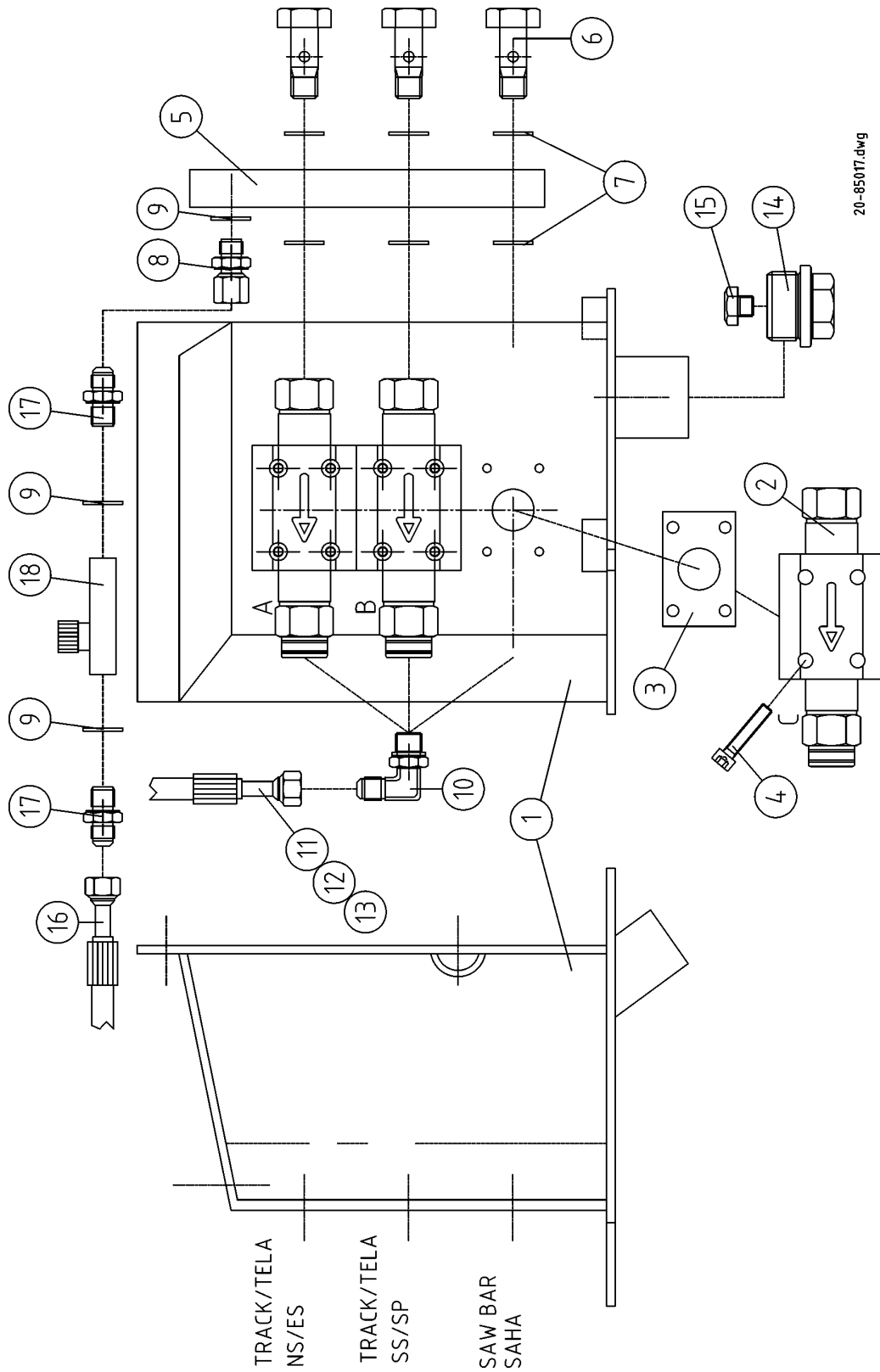
Lubrication pump

Schmierung Pumpe

Item Ref	Description Benennung		Order no Bestellungsnr.	pcs Men	Notes Anmerkung
	Lubrication pump	Schmierung Pumpe	8-9305	3	Compl. Vollst. 2 cm ³
	Lubrication pump	Schmierung Pumpe	8-9305-30	3	Compl. Vollst. 1,4 cm ³ , with 5 mm stroke limiter
	Lubrication pump	Schmierung Pumpe	8-9305-31	3	Compl. Vollst. 0,7 cm ³ , with 10 mm stroke limiter
1	Adapter	Adapter	8-9305-2	1	
2	Seal, USIT	Dichtung, USIT	9-1917-24	2	R3/8"
3	Body	Pumpenkörper	8-9305-3	1	
4	Rubber seal	Gummidichtung	8-9305-1	1	
5	Screen	Sieb	8-9305-5	1	
6	O-ring	O-ring	8-9305-6	1	OR 9.3x2.4
7	Support ring	Stützring	8-9305-7	1	ø10/14
8	Piston	Kolbe	8-9305-8	1	
9	Limitter	Anschlag	8-9305-11	1	5 mm Not for Canada Nicht für kanadische Modelle
	Limitter	Anschlag	8-9305-12	1	10 mm Not for Canada Nicht für kanadische Modelle
10	Spring	Feder	8-9305-4	1	
	Spring	Feder	8-9305-9	X	hd 1,7x11,6x80
11	Check valve	Richtungsventil	8-9305-10	1	
12	Allen screw	Inbusschraube	9-0206-3	4	M6x30

Oil tank

Öltank



20-85017.dwg

Oil tank

Öltank

Item Ref	Description Benennung		Order no Bestellungsnr.	pcs Men	Notes Anmerkung
1	Oil tank	Öltank	3-4110-6	1	3 -Pumps
2	Oil pump	Ölpumpe	8-9305	3	Hultdin SO2
3	Rubber seal	Gummidichtung	8-9305-1	3	SO2
4	Allen screw	Inbusschraube	9-0206-3	12	M6x30
5	Divider	Steuerstück	4-6100-4	1	
6	Banjo nipple	Banjonippel	9-0614-35	3	1/4"x35
7	Seal, USIT	Dichtung, USIT	9-1914-20	X	1/4"
8	Double nipple	Doppelnippel	8-9710-10	1	R1/4"-9/16"UNF
9	Seal, USIT	Dichtung, USIT	9-1914-20	X	1/4"
10	Elbow	Winkelverschraubung	8-9715-10	5	R1/4"-9/16" UNF
11	Hose	Schlauch	-	1	1/4"-1750 -:-
12	Hose	Schlauch	-	1	1/4"-2400 -:-
13	Hose	Schlauch	-	1	1/4"-1200 -:-
14	Cap	Deckel	9-5008	1	
15	Breather	Entlüfter	8-9306-10	1	
16	Hose	Schlauch	-	1	1/4"-500 -:-
17	Double nipple	Doppelnippel	8-9710-10	2	R1/4"-9/16"UNF
18	Flow control valve	Flußregelventil	8-2025-14	1	1/4" 9F400S

-	=	Straight hose coupling	Kupplung, gerade
L	=	90° hose coupling	Kupplung 90°
V	=	45° hose coupling	Kupplung 45°
X	=	Order as required	Ordnung, wie angefordert
NS	=	Not saw side	Not saw side
SS	=	Saw side	Saw side

Safety stickers

Sicherheit aufkleber



Attach stickers to the block cover
 Bringen Sie Aufkleber zur Blockabdeckung an

Safety stickers

Sicherheit aufkleber

Item Ref	Description Benennung		Order no Bestellungsnr.	pcs Men	Notes Anmerkung
1	Sticker		8-9900-10	1	Aufkleber Avoid touching the hot surface and read the service instructions before maintenance. Risk of fingers getting crushed during maintenance.
2	Sticker	Aufkleber	8-9900-20	1	Use protective gloves during maintenaxnce of the sawbar.
3	Sticker	Aufkleber	8-9900-30	1	Risk of falling load. Keep away from the machine.
4	Sticker	Aufkleber	8-9900-40	1	Warning of pressure in the pressure accumulator.
	Cover spiral	Schutzspiral	9-5032	X	ø 32
	Cover spiral	Schutzspiral	9-5050	X	ø 50
	Cover spiral	Schutzspiral	9-5075	X	ø 75
	Hose kit JIC	Schlauchsatz	8-9400-23	1	Compl. Vollst.
	Hose kit R	Schlauchsatz	8-9400-22	1	Compl. Vollst.
	Fixing strap	Befestigungsband		X	

X = Order as required

NS = Not saw side

SS = Saw side

Ordnung, wie angefordert

Not saw side

Saw side

10. Hose kit JIC**Schlauchsatz JIC****K100 LD JIC****8-9400-23**

**Motors: TMT, OMH, OMSS,
OMSS, Poclain MS02, F11-19,
F11-14, F11-10**

-	=	Straight hose coupling	Kupplung, gerade
L	=	90° hose coupling	Kupplung 90°
V	=	45° hose coupling	Kupplung 45°
PP	=	Cylinder bottom side	Seite des Zylinderbodens
VP	=	Cylinder stem side	Seite des Zylinderstammes
X	=	Order as required	Ordnung, wie angefordert
NS	=	Not saw side	Not saw side
SS	=	Saw side	Saw side

Hose kit JIC Schlauchsatz JIC

KETO-100LD

Description Benennung	Description Benennung	Length Länge	Size Durchmesser / inch	Ends Rohrenden	Pcs Men	Notes Anmerkung
FROM	TO	/ mm				
Track drive motor Raupen Motor	Valve block Ventilblock	810	3/4"	-:- JIC F12	1	Steel spiral 200
Track drive motor Raupen Motor	Valve block Ventilblock	810	3/4"	-:- JIC F12	1	Steel spiral 200
Track drive motor Raupen Motor	Valve block Ventilblock	1130	3/4"	-:- JIC F12	1	Steel spiral 200
Track drive motor Raupen Motor	Valve block Ventilblock	1130	3/4"	-:- JIC F12	1	Steel spiral 200
Saw motor Sägemotor	Valve block Ventilblock	730	3/4"	-:V JIC F12	1	Tank
Saw motor Sägemotor	Valve block Ventilblock	770	3/4" 2-ply	V:V JIC F12	1	Pressure
Cylinder,delimiting knives Zylinder,entastungsmesser	Valve block Ventilblock	700	1/4"	-:L JIC F6	1	VP
Cylinder,delimiting knives Zylinder,entastungsmesser	Valve block Ventilblock	890	1/4"	-:L JIC F6	1	PP
Cylinder,delimiting knives Zylinder,entastungsmesser	Valve block Ventilblock	580	1/4"	-:L JIC F6	1	PP
Block,delimiting knives Block,entastungsmesser	Divider,delimiting knives Steuerstück,entastungsmesser	680	1/4"	-:L JIC F6	1	
Valve block Ventilblock	Press. accumulator Druckakkumulator	660	3/8"	L:L JIC F8	1	
Press. accumulator Druckakkumulator	Track cylinder stem side Seite des Raupenzylinderstammes	600	3/8"	-:V JIC F8	1	VP
Track cylinder bottom side Seite des Raupenzylinderbodens	Valve block Ventilblock	1500	3/8"	-:L JIC F8	1	PP
Saw motor overflow Sägemotor Überfluß	Valve block Ventilblock	780	3/8"	-:V JIC F8	1	
Valve block Ventilblock	Flow control valve Durchflussregler	1290	1/4"	-:L JIC F6	1	
Saw cylinder bottom Sägezylinderunterseite	Valve block Ventilblock	1240	1/4"	V-L JIC F6	1	PP
Check valve Richtungsventil	Saw bar mount Sägestabeinfassung	900	P210-02	-:- 1/4"-1/8"	1	Cover spiral Schutzspirale
Check valve Richtungsventil	Pumps Pumpen	1000	1/4"	-:- JIC F6	1	
Head hanger Hauptaufhänger	Valve block Ventilblock	1400	1/4"	-:V JIC F6	2	

Description Benennung	Description Benennung	Length Länge	Size Durchmesser / inch	Ends Rohrenden	Pcs Men	Notes Anmerkung
FROM	TO	/ mm				
Turnmotor overflow Überlauf der Umdrehungsmotor	Valve block Ventilblock	1000	1/4"	-.V JIC F6	1	
Tilt cylinder stem side Seite des Tiltzylinderstammes	Valve block Ventilblock	1610	1/4"	-.L JIC F6	1	NS
Tilt cylinder bottom side Seite des Tiltzylinderbodens	Valve block Ventilblock	1500	1/4"	-.L JIC F6	1	SS
Drive motor overflow Antriebsmotor Überfluß Track drive motor Raupen Motor	Valve block Ventilblock	1170	3/8"	-.L JIC F8	1	NS
Drive motor overflow Antriebsmotor Überfluß Track drive motor Raupen Motor	Valve block Ventilblock	1210	3/8"	-.L JIC F8	1	SS
Pumps Pumpen	Restrictor Drosselblende Track lubrication Raupenschmierung	450	1/4"	-.L JIC F6	1	
Pumps Pumpen	Track housing Raupen / Track lubrication Raupen- schmierung	1950	1/4"	-.L JIC F6	1	NS
Pumps Pumpen	Track housing Raupen / Track lubrication Raupen- schmierung	2150	1/4"	-. JIC F6	1	SS
Track measuring system Längenausmass	Electric Box Elektrische Gehäuse	1700	3/8"	-. JIC F8	1	SS
Track measuring system Längenausmass	Electric Box Elektrische Gehäuse	1300	3/8"	-. JIC F8	1	NS

10. Hose kit R**Schlauchsatz R****K100 LD R****8-9400-22****Motors: TMT, OMH, OMSS,
OMSS, Poclain MS02, F11-19,
F11-14, F11-10****Color marking****Farbmarkierung**

-	=	Straight hose coupling	Kupplung, gerade
L	=	90° hose coupling	Kupplung 90°
V	=	45° hose coupling	Kupplung 45°
PP	=	Cylinder bottom side	Seite des Zylinderbodens
VP	=	Cylinder stem side	Seite des Zylinderstammes
X	=	Order as required	Ordnung, wie angefordert
NS	=	Not saw side	Not saw side
SS	=	Saw side	Saw side

Hose kit R Schlauchsatz R

KETO-100LD

Description Benennung	Description Benennung	Length Länge	Size Durchmesser	Ends Rohrenden	Pcs Men	Notes Anmerkung
FROM	TO	/ mm	/ inch			
Track drive motor Raupen Motor	Valve block Ventilblock	810	3/4"	-:- 3/4"	1	Steel spiral 200
Track drive motor Raupen Motor	Valve block Ventilblock	810	3/4"	-:- 3/4"	1	Steel spiral 200
Track drive motor Raupen Motor	Valve block Ventilblock	1130	3/4"	-:- 3/4"	1	Steel spiral 200
Track drive motor Raupen Motor	Valve block Ventilblock	1130	3/4"	-:- 3/4"	1	Steel spiral 200
Saw motor Sägemotor	Valve block Ventilblock	730	3/4"	-:V 3/4	1	Tank
Saw motor Sägemotor	Valve block Ventilblock	770	3/4" 2-ply	V:V 3/4"	1	Pressure
Cylinder,delimiting knives Zylinder,entastungsmesser	Valve block Ventilblock	700	1/4"	-:L 1/4"	1	VP
Cylinder,delimiting knives Zylinder,entastungsmesser	Valve block Ventilblock	890	1/4"	-:L 1/4"	1	PP
Cylinder,delimiting knives Zylinder,entastungsmesser	Valve block Ventilblock	580	1/4"	-:L 1/4"	1	PP
Block,delimiting knives Block,entastungsmesser	Divider,delimiting knives Steuerstück,entastungsmesser	680	1/4"	-:L 1/4"	1	
Valve block Ventilblock	Press. accumulator Druckakkumulator	660	3/8"	L:L 3/8"	1	
Press. accumulator Druckakkumulator	Track cylinder stem side Seite des Raupenzylinderstammes	600	3/8"	-:V 3/8"	1	VP
Track cylinder bottom side Seite des Raupenzylinderbodens	Valve block Ventilblock	1500	3/8"	-:L 3/8"	1	PP
Saw motor overflow Sägemotor Überfluß	Valve block Ventilblock	780	3/8"	-:V 3/8"	1	
Valve block Ventilblock	Flow control valve Durchflussregler	1290	1/4"	-:L 1/4"	1	
Saw cylinder bottom Sägezylinderunterseite	Valve block Ventilblock	1240	1/4"	V-L 1/4"	1	PP
Check valve Richtungsventil	Saw bar mount Sägestabeinfassung	900	P210-02	-:- 1/4"-1/8"	1	Cover spiral Schutzspiral
Check valve Richtungsventil	Pumps Pumpen	1000	1/4"	-:- 1/4"	1	
Head hanger Hauptaufhänger	Valve block Ventilblock	1400	1/4"	-:V 1/4"	2	

KETO-100LD
Hose kit R Schlauchsatz R

Description Benennung	Description Benennung	Length Länge	Size Durchmesser	Ends Rohrenden	Pcs Men	Notes Anmerkung
FROM	TO	/ mm	/ inch			
Turnmotor overflow Überlauf der Umdrehungsmotor	Valve block Ventilblock	1000	1/4"	-:V 1/4"	1	
Tilt cylinder stem side Seite des Tiltzylinderstammes	Valve block Ventilblock	1610	1/4"	-:L 1/4"	1	NS
Tilt cylinder bottom side Seite des Tiltzylinderbodens	Valve block Ventilblock	1500	1/4"	-:L 1/4"	1	SS
Drive motor overflow Antriebsmotor Überfluß	Valve block Ventilblock	1170	3/8"	-:L 3/8"	1	NS
Track drive motor Raupen Motor						
Drive motor overflow Antriebsmotor Überfluß	Valve block Ventilblock	1210	3/8"	-:L 3/8"	1	SS
Track drive motor Raupen Motor						
Pumps Pumpen	Restrictor Drosselblende Track lubrication Raupenschmierung	450	1/4"	-:L 1/4"	1	
Pumps Pumpen	Track housing Raupen / Track lubrication Raupen- schmierung	1950	1/4"	-:L 1/4"	1	NS
Pumps Pumpen	Track housing Raupen / Track lubrication Raupen- schmierung	2150	1/4"	-:L 1/4"	1	SS
Track measuring system Längenausmass	Electric Box Elektrische Gehäuse	1700	3/8"	-:L 3/8"	1	SS
Track measuring system Längenausmass	Electric Box Elektrische Gehäuse	1300	3/8"	-:L 3/8"	1	NS
Pressure Druck		610	1/4"	Banjo:L	1	Color marking Farbmarkierung
Tank line Öltank-Rohr- linie		670	1/4"	Banjo :Banjo	1	Color marking Farbmarkierung
Color Farb	Color tank Farbtank	2080	1/4"	-:L 1/4"	1	Color marking Farbmarkierung
Color Farb	Color tank Farbtank	2080	1/4"	-:L 1/4"	1	Color marking Farbmarkierung
Color pump Farbpumpe	Nozzle Düse	2400	1/8"	-:L 1/8"	2	Color marking Farbmarkierung

KETO-100LD

1-2001-2.....	31	2-2031-1.....	19
1-2096.....	19, 21	2-2332.....	25
1-2096-1.....	25, 27	2-2333.....	25
1-2096-3.....	19, 23	20-15012.....	25
1-2097-2.....	27	20-15013.....	25
1-2098-2.....	27	20-15014.....	25
1-2300.....	9	20-16002.....	23
1-2302-11.....	11	20-16003.....	23
1-2302-12.....	11	20-20024.....	53
1-2302-13.....	11	20-25003.....	33
1-2302-14.....	11	20-30023.....	53
1-2302-15.....	11, 25	20-35259.....	53
1-2303-20.....	9	20-40001.....	71
1-2305-13.....	9	20-50002.....	59
1-2305-18.....	9	20-50201.....	83
1-4003-1.....	97	20-55070.....	77, 79
1-4302-12.....	11	20-55075.....	79
1-4304-11.....	11	20-55227.....	9
1-4304-12.....	15	20-65001.....	91
1-4304-13.....	11	20-65002.....	91
1-4304-14.....	11, 15	20-65004.....	91
1-4304-15.....	11, 25	20-65005.....	91
1-4304-16.....	11, 15	20-65007.....	91
1-4304-17.....	11	20-75216.....	87
1-4304-18.....	11, 15	20-85227.....	13
1-5002.....	97	20-85236.....	13
10-55035.....	79	20-95212.....	13
10-85000.....	13	20-95215.....	53, 55
1001 825.....	41	20-95221.....	13
1002 120.....	39	25-55033.....	85
1002 294.....	41	25-65002.....	85
1003 367.....	39	3-2000-1.....	45
1004 027.....	41	3-2001-1.....	49
1005 545.....	39	3-2005-1.....	45, 47, 49
1005 669.....	39	3-2009.....	45
1008 374.....	41	3-2009-1.....	49
1013 515.....	39	3-2010-1.....	53
1015 643.....	39	3-2010-2.....	53
1016 641.....	39	3-2010-45.....	53
1016 658.....	39	3-2014-6.....	71
1017 029.....	39	3-2020-4.....	21
1017 425.....	39	3-2020-5.....	21
1019 116.....	39	3-2022-1.....	19
1019 470.....	39	3-2040.....	49
1019 488.....	39	3-2041-1.....	45, 49
1019 496.....	39	3-2041-2.....	45, 49
1019 900.....	39	3-2041-3.....	45, 49
1020 536.....	39	3-2042-1.....	45, 49
1025 709.....	39	3-2042-2.....	45, 49
1026 616.....	41	3-2042-3.....	45, 49
1029461.....	41	3-2042-4.....	45, 49
118201.....	83	3-2043-1.....	53
15-25006.....	27	3-2045-1.....	45, 49
15-25007.....	27	3-2063-1.....	47, 53
15-45005.....	15, 69	3-2063-2.....	51, 53
15-65016.....	91	3-2066-2.....	47, 51
2-2002-2.....	19	3-2074-1.....	45
2-2003-2.....	19	3-2075-1.....	49
2-2010.....	45, 47	3-2090.....	71
2-2010-1.....	49	3-2094-2.....	31, 33
2-2010-4.....	53	3-2094-21.....	33
2-2010-5.....	53	3-2094-22.....	33
2-2010-6.....	53	3-2095-2.....	21
2-2030-1.....	19	3-2100-5.....	21

3-2101-3.....	21, 23	4-2072-1.....	9
3-2101-5.....	27	4-2091-2.....	31
3-2104-1.....	45, 49, 71	4-2091-3.....	31
3-2106-1.....	31	4-2091-51.....	19
3-2108-2.....	31	4-2091-6.....	19
3-2150-8.....	69	4-2091-7.....	49
3-2150-81.....	15	4-2092-31.....	19
3-2150-82.....	69	4-2092-35.....	25
3-2150-85.....	91	4-2111.....	47
3-2152-16.....	15	4-2119-1K.....	53, 55
3-2152-17.....	69	4-2119-2K.....	53, 55
3-2160.....	15	4-2119-3.....	55
3-2160-1.....	15	4-2119-3K.....	53, 55
3-2160-22.....	15	4-2119-4.....	55
3-2160-23.....	15	4-2119-41.....	55
3-2170-71.....	11, 15	4-2119-52.....	55
3-2300-11.....	15	4-2119-5K.....	55
3-3011-4.....	71	4-2119-6.....	55
3-3099-3.....	71	4-2120-1.....	31
3-4014-2.....	23, 71	4-2124.....	45
3-4044-2.....	19, 25	4-2125.....	45, 49
3-4066-3.....	53	4-2138-2.....	47
3-4066-6.....	47, 53	4-2138-3.....	53
3-4066-7.....	51, 53	4-2143.....	61
3-4071-11.....	89	4-2144.....	59, 61
3-4071-2.....	89	4-2144-1.....	59, 61
3-4071-3.....	89	4-3082-1.....	31
3-4071-51.....	89	4-3135.....	77, 79
3-4071-6.....	89	4-3135-2.....	77
3-4071-7.....	89	4-4058-2.....	9
3-4073-3.....	97	4-4092-4.....	19
3-4092.....	23	4-4111-1.....	47
3-4107-11.....	31	4-4113-10.....	77, 85
3-4107-2.....	31	4-4115.....	85
3-4110-5.....	103	4-4115-1.....	81, 83
3-4114-12.....	89	4-4131-1.....	75, 89
3-4114-13.....	93	4-4143.....	61, 63
3-4114-73.....	93	4-4144.....	61, 63
3-4114-74.....	75, 89	4-4144-1.....	61, 63
3-5011-41.....	33	4-4147-2.....	85
3-5099-3.....	21, 23, 33	4-4148.....	85
3-5100-5.....	33	4-4148-1.....	81
3-5115.....	69	4-4148-2.....	85
3-5115-1.....	69	4-4150-1.....	77, 79
3-5115-2.....	69	4-4150-2.....	77
3-5116-13.....	59, 69	4-4151-1.....	31
3-5125-1.....	69	4-4160.....	103
3-6071-4.....	89	4-4160-1.....	103
30-55205.....	75, 89	4-4160-2.....	103
3700954.....	83	4-4202.....	75
3782828.....	83	4-4204.....	75
3782829.....	83	4-5140.....	101
3795832.....	83	4-5142-11.....	101
3798537.....	83	4-5142-13.....	87
4-1189.....	27	4-6131-3.....	75
4-2002.....	45, 49	4-6220-1.....	15
4-2003-1.....	49	5-2300.....	75
4-2025.....	45, 49	5-2300-20.....	9
4-2025-1.....	45, 49, 53	5-2300-23.....	75
4-2028.....	45, 49, 57	5-2301.....	75
4-2029.....	45, 49, 57	5001 137.....	41
4-2030.....	45, 49, 57	5001 381.....	39
4-2041-2.....	49	5002 468.....	41
4-2048-7.....	45, 49	5005 235.....	41

KETO-100LD

5006 030.....	39	8-2019-15	99
5006 650.....	41	8-2019-20	99
5006 651.....	41	8-2019-5	99
5006 673.....	41	8-2020-23	99
5006 685.....	41	8-2020-5	99
5006 687.....	41	8-2021-23	99
5010 038.....	39	8-2025-1	103
5010 039.....	39	8-2025-14	87, 101, 109
5010 065.....	39	8-2025-2	103
5010 081.....	39	8-3000.....	97
5011 018.....	39	8-3000-2	13
5011 022.....	39	8-3000-5	97
5011 047.....	39	8-3005-05	87, 101
5011 106.....	39	8-3005-1	79
5011 160.....	39	8-3008.....	9
5016 052.....	41	8-3008-15	9
5016 125.....	41	8-3101-1	85
5016 147.....	41	8-3101-2	85
5016 261.....	41	8-3211.....	31
5016 269.....	41	8-5016-2	89
5016 271.....	41	8-5020-2	49
5016 272.....	41	8-5025-0	21, 23, 25, 33
5016 273.....	41	8-5025-1	33, 45, 51, 71
5016 275.....	41	8-5025-2	19, 25, 33, 47
5016 283.....	41	8-5028-1	45, 51
5016 700.....	41	8-5028-2	31, 45, 49, 57
5016 707.....	41	8-5035-03	19, 25, 31, 45, 49
5016 708.....	41	8-5045-1	31
5112 020.....	39	8-5050.....	31
5112 022.....	39	8-5060-1	31
5112 023.....	39	8-8910.....	65
5112 026.....	39	8-8911.....	65
5112 096.....	39	8-8912.....	65
633B1807.....	35	8-8913.....	65
8-0022.....	75	8-8914.....	67
8-0022-2.....	75	8-8970.....	45, 51, 65
8-0208-4.....	31	8-8970-5	65
8-1000.....	89, 91, 93	8-8980-12	67
8-1000-1.....	89	8-9000.....	63
8-1010.....	97	8-9000-13	63
8-1010-4.....	97	8-9000-18	59
8-1011.....	97	8-9000-19	59
8-1055-2.....	9	8-9000-4	63
8-1055-3.....	9	8-9000-5	63
8-1055-4.....	9	8-9000-6	45, 51, 63
8-2000.....	97	8-9002-12	61
8-2000-01.....	97	8-9002-4	61
8-2000-1.....	97	8-9002-6	61
8-2000-11.....	97	8-9002-8	61
8-2000-2.....	97	8-9004-2	47
8-2000-5.....	97	8-9006-13	59
8-2000-6.....	97	8-9006-4	59
8-2003.....	31	8-9010-51	61, 63
8-2007.....	97	8-9010-52	61, 63
8-2007-3.....	97	8-9010-53	61, 63
8-2007-5.....	97	8-9010-7	61, 63
8-2008.....	99	8-9011-5	61
8-2008-5.....	99	8-9012.....	61
8-2010.....	97	8-9012-0	61
8-2010-5.....	97	8-9012-01	59
8-2017.....	97	8-9012-04	59
8-2017-5.....	97	8-9012-05	59
8-2019.....	99	8-9012-06	59
8-2019-10.....	99	8-9012-1	59

8-9012-12.....	59, 61	8-9021-K.....	85
8-9012-2.....	47, 59	8-9023-1.....	75, 83
8-9012-4.....	59, 61	8-9023-21.....	83
8-9012-5.....	59, 61	8-9023-31.....	83
8-9012-51.....	59, 61	8-9023-5.....	83
8-9012-52.....	59, 61	8-9112.....	83
8-9012-53.....	59, 61	8-9112-1.....	85
8-9012-6.....	45, 51, 61	8-9305.....	107, 109
8-9012-61.....	45, 51, 59	8-9305-1.....	107, 109
8-9012-7.....	59, 61	8-9305-10.....	107
8-9013-12.....	59	8-9305-11.....	107
8-9013-20.....	59	8-9305-12.....	107
8-9013-23.....	59	8-9305-2.....	107
8-9013-24.....	59	8-9305-3.....	107
8-9013-35.....	59	8-9305-30.....	107
8-9013-4.....	59	8-9305-31.....	107
8-9013-8.....	59	8-9305-4.....	107
8-9013-9.....	59	8-9305-5.....	107
8-9014-0B.....	31, 35	8-9305-6.....	107
8-9014-10.....	35	8-9305-7.....	107
8-9014-11.....	35	8-9305-8.....	107
8-9014-12.....	35	8-9306-10.....	13
8-9014-14.....	35	8-9307-20.....	13
8-9014-15.....	35	8-9307-61.....	79
8-9014-16.....	35	8-9308-12.....	13
8-9014-17.....	35	8-9308-13.....	13
8-9014-3.....	35	8-9308-6.....	13
8-9014-4.....	35	8-9308-61.....	13
8-9014-5.....	31, 35	8-9308-62.....	13
8-9014-53.....	35	8-9308-63.....	13
8-9014-55.....	35	8-9308-9.....	13
8-9014-6.....	35	8-9309-1.....	13
8-9014-7.....	35	8-9309-2.....	13
8-9014-8.....	35	8-9360.....	13
8-9014-9.....	35	8-9500-08.....	13
8-9015-0B.....	35	8-9500-10.....	31, 47, 51, 87, 101, 103
8-9015-18.....	35	8-9500-12.....	75, 77, 101
8-9015-6.....	35	8-9500-14.....	75
8-9015-9.....	35	8-9500-15.....	47, 101
8-9020.....	81, 83	8-9500-16.....	101
8-9020-5.....	81	8-9500-17.....	47, 77, 101
8-9020-6.....	75, 81	8-9500-21.....	87
8-9020-7.....	81	8-9501-12.....	103
8-9020-70.....	81	8-9501-15.....	101
8-9020-8.....	81	8-9501-4.....	101
8-9020-9.....	81, 83	8-9502-01.....	101
8-9021.....	85	8-9503-1.....	101
8-9021-09.....	85	8-9503-10.....	103
8-9021-10.....	85	8-9512-10.....	31, 51, 89, 101
8-9021-11.....	85	8-9512-7.....	13
8-9021-12.....	85	8-9513-1.....	101
8-9021-3.....	85	8-9515-10.....	51
8-9021-5.....	85	8-9515-16.....	9
8-9021-6.....	75, 85	8-9515-21.....	69, 87
8-9021-7.....	85	8-9518-4.....	103
8-9021-71.....	85	8-9530-20.....	9
8-9021-79.....	85	8-9620-09.....	85
8-9021-8.....	85	8-9620-11.....	79
8-9021-81.....	85	8-9620-22.....	59
8-9021-82.....	85	8-9702-10.....	103
8-9021-83.....	85	8-9702-13.....	79
8-9021-84.....	85	8-9705-10.....	103
8-9021-85.....	85	8-9710-10.....	13, 87, 103, 109
8-9021-9.....	85	8-9710-11.....	21, 23, 27, 69, 71

KETO-100LD

8-9710-12.....	75, 77	9-0212-5.....	71
8-9710-13.....	101	9-0212-6.....	31
8-9710-17.....	75, 77, 87	9-0212-8.....	9
8-9715-10.....	13, 33, 89, 109	9-0216-3.....	75
8-9715-12.....	9, 21, 23, 27, 71	9-0304-08.....	15, 69
8-9715-8.....	13	9-0406-10.....	71, 79
8-9730-20.....	101	9-0406-16.....	15
8-9740-12.....	9	9-0430-1.....	101
8-9745-13.....	13	9-0430-3.....	87
8-9900-10.....	111	9-1012.....	45, 49, 57
8-9900-20.....	111	9-1016.....	77
8-9900-30.....	111	9-1020.....	77, 79
8-9900-40.....	111	9-1108.....	25, 89, 93
80-75002.....	15, 69	9-1110.....	9, 19, 25, 31
9-0008-16.....	75, 85	9-1112.....	9, 21, 23, 47, 51, 71, 89
9-0010-2.....	13, 69	9-1112-K.....	77
9-0010-25.....	9	9-1116.....	47, 57, 75
9-0010-3.....	25, 31	9-1124.....	31
9-0010-5.....	25	9-1130-2.....	31
9-0012-25.....	9, 13	9-1190-11.....	31
9-0012-2L.....	13	9-1206.....	89
9-0012-3.....	49	9-1216.....	25, 77
9-0012-7.....	45, 49, 57	9-1224.....	31
9-0013-4.....	47	9-1306.....	93
9-0013-6.....	51	9-1310.....	21, 23, 27, 33, 85
9-0014.....	47	9-1312.....	9, 13, 19, 47, 51, 53, 77
9-0014-9.....	9	9-1316.....	47, 75
9-0016-25E.....	9	9-1320.....	19
9-0016-35.....	77	9-1511.....	31
9-0016-45.....	75, 77	9-1663.....	69
9-0016-4L.....	9	9-1806-4.....	47
9-0018-0.....	47	9-1806-6.....	31, 47
9-0030-3.....	9	9-1806-63.....	69
9-0116-35.....	11, 25	9-1910-16.....	13, 103
9-0120-5.....	19	9-1914-2.....	47
9-0205-16.....	61, 63	9-1914-20.....	13, 79, 87, 99, 101, 103, 109
9-0205-16.....	59, 61, 69	9-1917-20.....	101
9-0206-10.....	69	9-1917-24.....	51, 69, 75, 77, 87, 101, 107
9-0206-12.....	69, 91	9-1918-25.....	87
9-0206-16.....	33	9-1921-29.....	9, 47, 101
9-0206-17.....	35	9-1924-32.....	13
9-0206-2.....	9, 89, 93	9-1927-35.....	75, 77, 87, 101
9-0206-25.....	21, 23, 27, 71, 91	9-1934-42.....	13, 99
9-0206-3.....	107, 109	9-1943-52.....	13
9-0206-4.....	33	9-2010-4.....	47
9-0206-45.....	21, 23, 27, 71, 89	9-2012-1.....	89
9-0207.....	97	9-2012-2.....	97
9-0208-2.....	85	9-2016-1.....	97
9-0208-25.....	13, 15, 53	9-2016-25.....	45, 49, 57
9-0208-35.....	85	9-2019-3.....	97
9-0208-4.....	45	9-2022.....	31
9-0208-5.....	25	9-2024-5.....	47, 89
9-0210-25.....	47	9-2028.....	47, 89
9-0210-3.....	47, 85	9-2045-2.....	81, 85
9-0210-35.....	19, 75	9-2047-2.....	83
9-0210-4.....	21, 23, 27, 33, 75, 103	9-2050-2.....	21
9-0210-45.....	47, 75	9-2053-20.....	35
9-0210-5.....	79	9-2055.....	21, 27
9-0210-5L.....	75	9-2057.....	15
9-0210-8.....	75	9-2058.....	23, 71
9-0212-12.....	15	9-2060.....	23, 71
9-0212-35.....	19, 47, 77	9-2063.....	33
9-0212-4.....	47	9-2069.....	33
9-0212-45.....	19	9-2069-2.....	81, 83

9-2070.....	61	9-2407-05.....	23
9-2072.....	59	9-2407-1.....	21
9-2078.....	81, 83	9-2407-31.....	71
9-2089.....	85	9-2407-41.....	33
9-2094.....	61, 63, 85	9-2516.....	89
9-2096.....	61, 63	9-2530.....	21, 23, 27, 33, 71
9-2099-3.....	61	9-280019, 21, 23, 25, 27, 31, 33, 57, 71, 75, 79, 89	
9-2132-16.....	89	9-2805.....	71
9-2150-25.....	27	9-2807.....	33
9-2163-30.....	21, 23	9-2925-31.....	45, 49
9-2170-30.....	71	9-2925-32.....	45, 49
9-2180-30.....	33	9-3008-25.....	85
9-2217-2.....	89	9-4106-1.....	69
9-2240.....	27	9-5008.....	9, 13
9-2258.....	21	9-5025-1.....	21, 23, 27
9-2274.....	33	9-5032.....	111
9-2280.....	23, 71	9-5050.....	111
9-2305-1.....	81	9-5075.....	111
9-2305-3.....	85	9-9530-20.....	101
9-2316-1.....	89	906634.....	83
9-2330.....	21, 23, 27, 33, 71	9783214.....	83
9-2406-3.....	89		



KONE-KETONEN OY

Kehätie 25
FIN-64100 Kristiinankaupunki
FINLAND

Telefon: +358 6 221 2900
Telefax: +358 6 221 2179

